



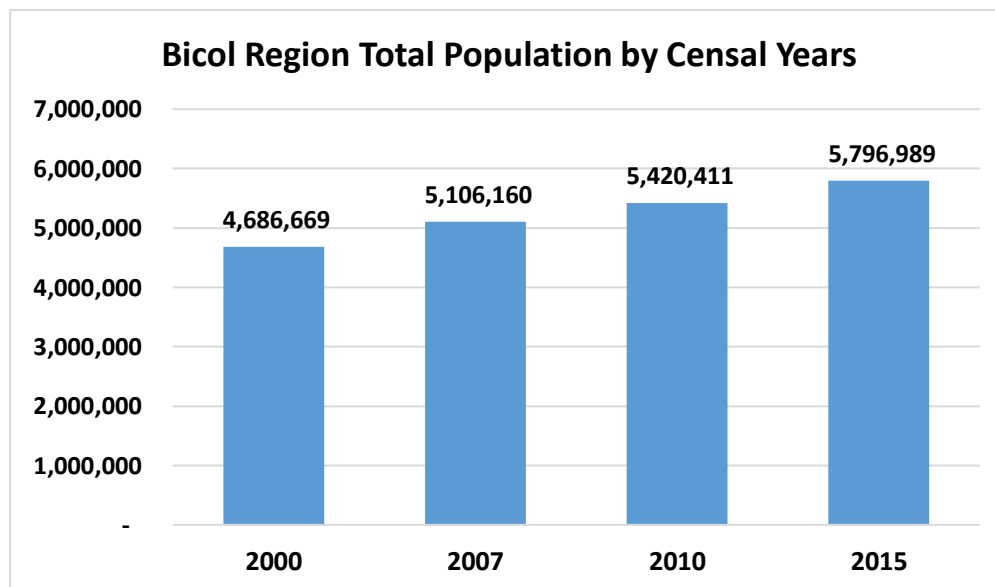
SPECIAL RELEASE

BICOL POPULATION REACHED 5.8M (Results from the 2015 Census of Population)

Date of Release: November 3, 2017
Reference No. 2017- 001

Total population went up by 376.6 thousand persons

- As of 1 August 2015, Bicol Region had a total population of 5,796,989 persons based on the 2015 Census of Population (POPCEN 2015)
- The total population based on the POPCEN 2015 is higher by 376,578 persons compared with the 2010 Census of Population and Housing (CPH) count of 5,420,411 persons. Based on the 2007 Census of Population (POPCEN 2007), the total population was 5,106,160 persons.

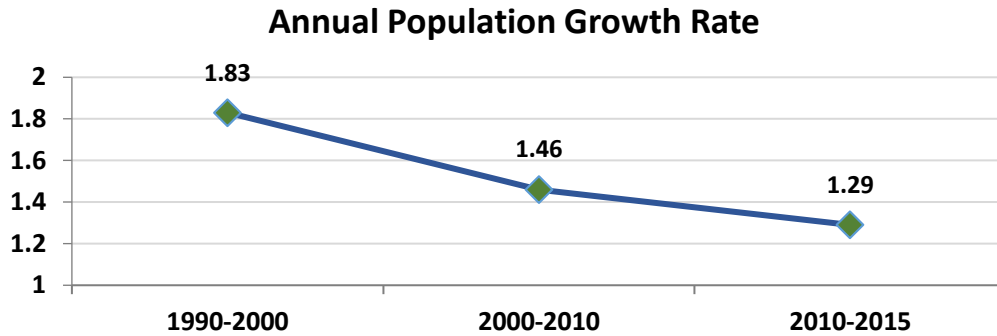


Population increased by 13 persons per year for every 1,000 persons

- The increase in the Bicol population translated into an average population growth rate (PGR) of 1.29 percent annually during the period 2010 to 2015. This means that there were about 13 persons added per year for every 1,000 persons in the population.
- The annual PGR was higher at 1.46 percent during the period 2000 to 2010 and at 1.73 percent during the period 1990 to 2000.



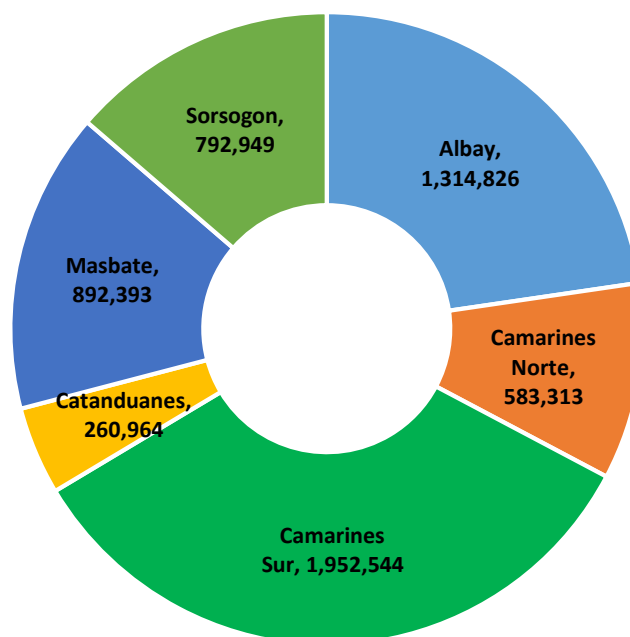
SPECIAL RELEASE



More than half of the total population resided in Camarines Sur and Albay

- Of the region's six provinces, Camarines Sur had the biggest population in 2015 with 1.95 million, followed by Albay with 1.31 million. The combined population of these two provinces accounted for about 56.4 percent of the region's total population in 2015.
- The least populated province was Catanduanes with 260,964 persons or 4.5% of the region's total population.

Total Population by Province





SPECIAL RELEASE

Eleven municipalities reached more than one hundred thousand population

- Eleven out of 114 municipalities/cities reached more than one hundred thousand population in 2015. More than one-third or 4 out of these 11 municipalities/cities were in Albay, three in Camarines Sur, and two in Sorsogon and Camarines Norte. Meanwhile, the municipalities of Gigmoto and Panganiban (Payo), both in Catanduanes and San Vicente, Camarines Norte were the least populous municipalities in Bicol Region.
- Among the 7 cities in the region, Legazpi City, Albay (196,639 persons), Naga City, Camarines Sur (196,003 persons), and City of Sorsogon, Sorsogon (168,110 persons) led in terms of population size.

Cities/Municipalities with More Than Hundred Thousand Population

Rank	City/Municipality	Province	Population
1	Legazpi City	Albay	196,639
2	Naga City	Camarines Sur	196,003
3	City of Sorsogon	Sorsogon	168,110
4	City of Tabaco	Albay	133,868
5	Daraga (Locsin)	Albay	126,595
6	Iriga City	Camarines Sur	111,757
7	City of Ligao	Albay	111,399
8	Libmanan	Camarines Sur	108,716
9	Daet	Camarines Norte	104,799
10	Labo	Camarines Norte	101,082
11	Bulan	Sorsogon	100,076

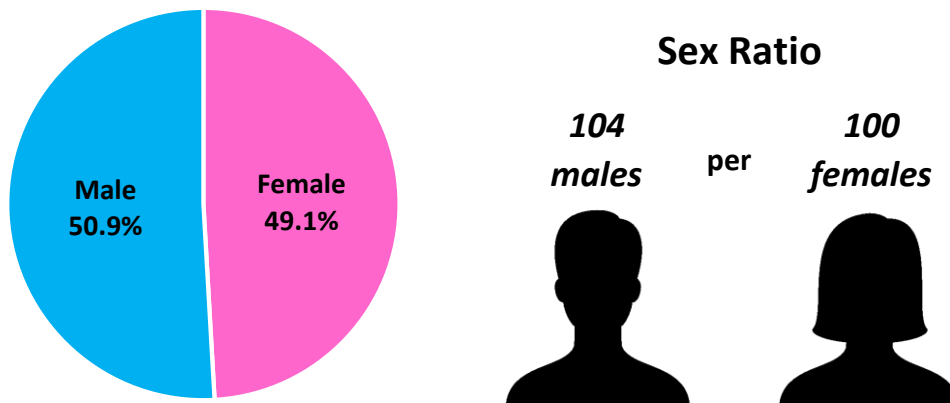
Least Populous Municipalities in Bicol Region

Rank	City/Municipality	Province	Population
1	Gigmoto	Catanduanes	8,368
2	Panganiban (Payo)	Catanduanes	9,287
3	San Vicente	Camarines Norte	10,396
4	Gainza	Camarines Sur	11,262
5	Bagamanoc	Catanduanes	11,551
6	Baras	Catanduanes	12,848
7	San Lorenzo Ruiz (Imelda)	Camarines Norte	14,063
8	San Miguel	Catanduanes	15,006
9	Batuan	Masbate	15,086
10	Bombon	Camarines Sur	16,512

SPECIAL RELEASE


Males outnumbered females

- Of the total population, 50.9 percent was male while 49.1 percent was female. This resulted in a sex ratio of 104 males for every 100 females. The same sex ratio was reported in 2010.
- Among the provinces, Catanduanes posted the highest sex ratio of 105 males for every 100 females, while Albay had the lowest sex ratio of 102.



Median age increased to 21.7 years

- In 2015, the median age of the country's total population was 21.7 years, which means that half of the total population was below 21.7 years old. Median age was highest in Sorsogon (23.0 years) and lowest in Masbate (19.3 years). The median age in 2010 was 20 years.



SPECIAL RELEASE

Average household size in 2015 was 4.8 persons

- The household population of the region in 2015 was 5,780,963 persons, higher by 369,442 persons from the household population of 5,411,521 persons in 2010.
- The number of households, meanwhile, increased by 9.4 percent from 1,111,753 in 2010 to 1,216,421 in 2015.
- The average household size in 2015 was 4.8 persons, lower than the average household size of 4.9 persons in 2010.

Household Population

5.8 M

Number of Households

1.2 M

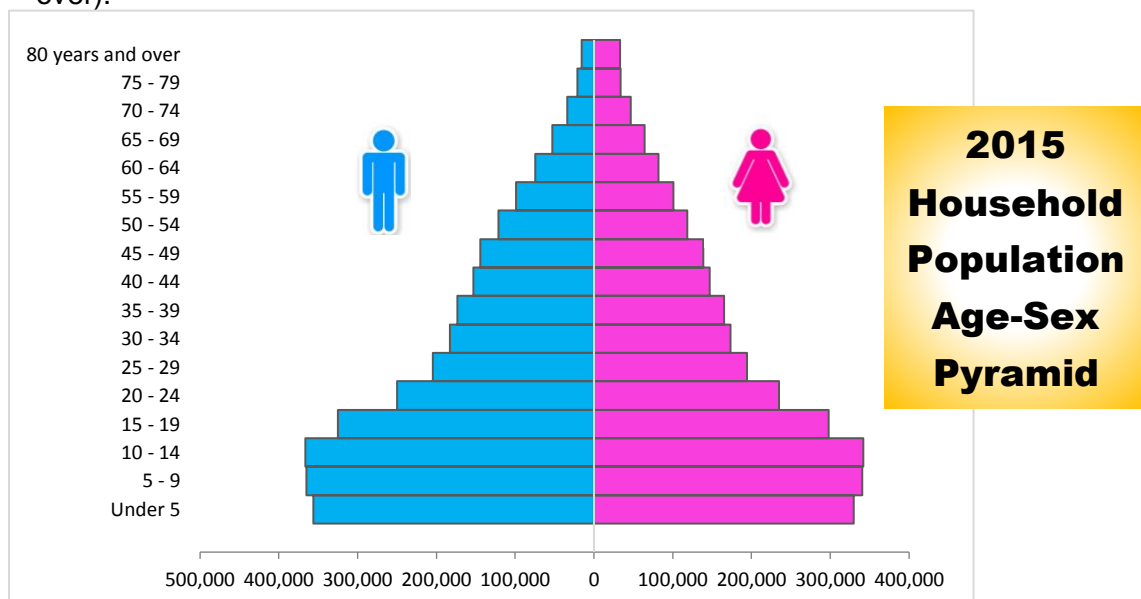
Average Household Size

4.8



Children aged 5 to 9 years and 10 to 14 years comprised the largest age groups

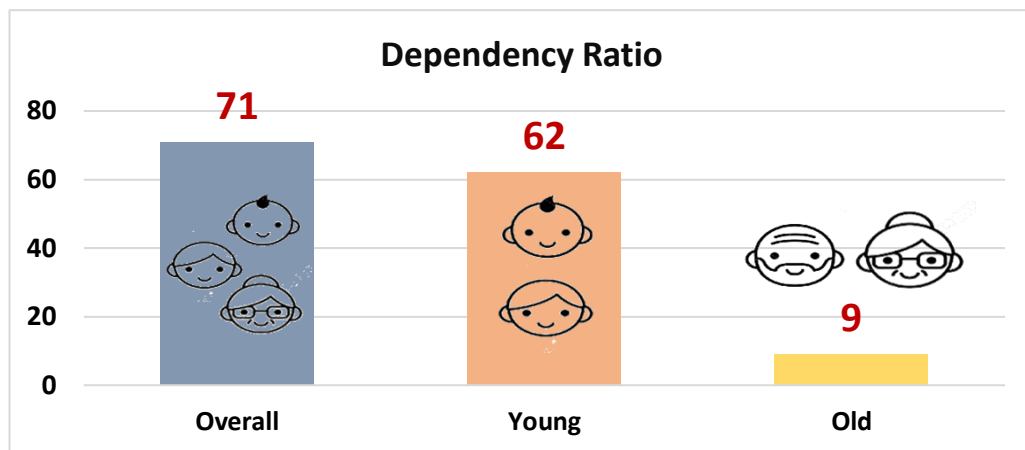
- The age-sex distribution of the population showed that children 5 to 9 years and 10 to 14 years, comprised the largest age groups, with each making up 12.2 percent of the household population, followed by those in the age group of under 5 years old (11.9 percent).
- Males outnumbered females in the age groups 0 to 54 years. Females, on the other hand, outnumbered their male counterparts in the older age groups (55 years old and over).



SPECIAL RELEASE

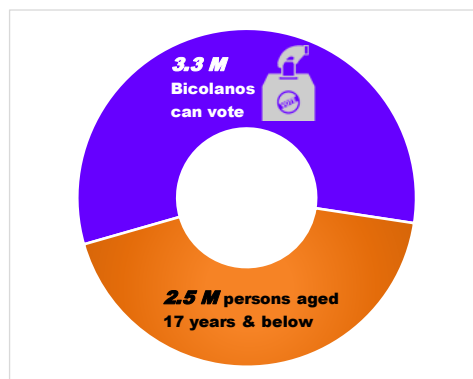
Dependency ratio decreased to 71 dependents per 100 persons in the working-age group

- Of the total population, 58.5 percent belonged to the working age population (15 to 64 years). Children below 15 years of age comprised 36.3 percent while older persons (65 years and over) accounted for 5.2 percent.
- The overall dependency ratio of Bicol region in 2015 was 71 dependents for every 100 persons in the working age group, down from 75 dependents in 2010. Of the 71 dependents, 62 were young dependents while 9 were old dependents.



Three fifths of the total population were of voting age

- At the regional level, the voting age population of persons 18 years old and over accounted for 56.8 percent (3,295,305 persons) of the total population in 2015.



- The province with the highest proportion of voting age population is Albay (59.3 percent). Masbate had the lowest proportion of voting age population with 52.4 percent.

SPECIAL RELEASE

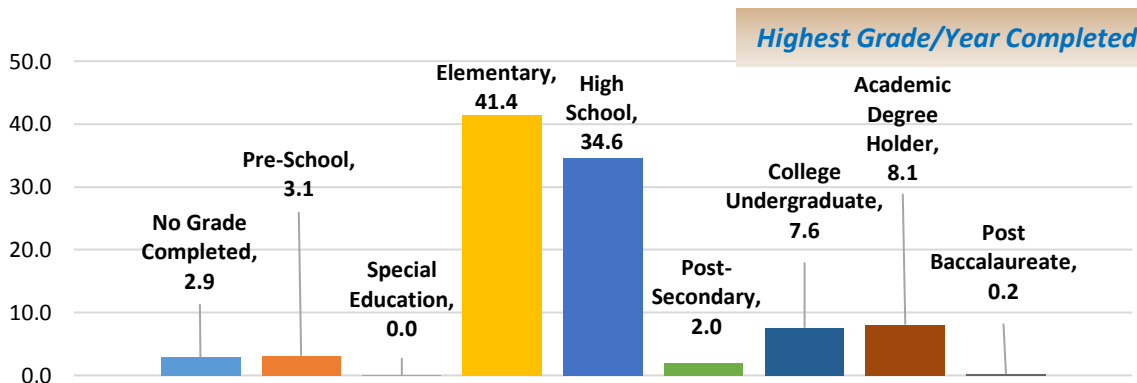
More males than females among the never-married persons

- Of the total population 10 years old and over, 45.6 percent was never married while 38.3 percent was married. The rest of the total population was categorized as follows: in common law/live-in marital arrangement (10.1 percent), widowed (4.8 percent), divorced/separated (1.1 percent), and had unknown marital status (0.03 percent).
- Among the never-married persons, a higher proportion of males (55.2 percent) than females (44.8 percent) was reported in 2015. Meanwhile, the proportion of females was higher than males among those who were widowed (77.5 percent), divorced/separated (59.4 percent), in common law/live-in marital arrangement (51.4 percent), and married (50.6 percent).
- Across provinces, Albay, Camarines Sur, and Sorsogon (each with 46.6 percent) had the highest proportion of never-married persons while Masbate (40.1 percent) had the highest proportion of married individuals. Moreover, it is observed that Albay and Catanduanes (5.1 percent) reported the largest proportion of widowed, Camarines Norte had the largest proportion of those common law/live-in marital arrangement (14.2 percent), and divorced/separated persons (1.3 percent).



Females outnumbered males among baccalaureate degree holders

- Of the total population 5 years old and over, 41.4 percent had attended or completed elementary education, 34.6 percent had reached or finished high school, 7.6 percent was college undergraduate, and 8.1 percent was baccalaureate degree holder.



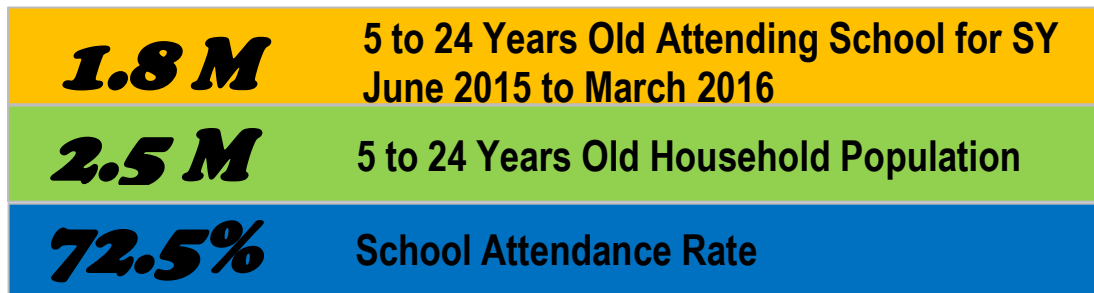


SPECIAL RELEASE

- Among those baccalaureate graduates, there were more females (59.4 percent) than males (40.6 percent). Similarly, among those with post baccalaureate courses, females (64.0 percent) outnumbered males (36.0 percent).


School attendance rate was higher among females than among males

- Of the 2,521,195 household population aged 5 to 24 years, 72.5 percent was attending school in School year (SY) 2015-2016. In 2010, the rate of school attendance in SY 2009-2010 was lower at 67.1 percent.
- By sex, the school attendance rate in 2015 was higher among females (73.8 percent) than among males (71.4 percent). The same trend was observed in 2010.



Simple literacy rate was recorded at 99.0 percent

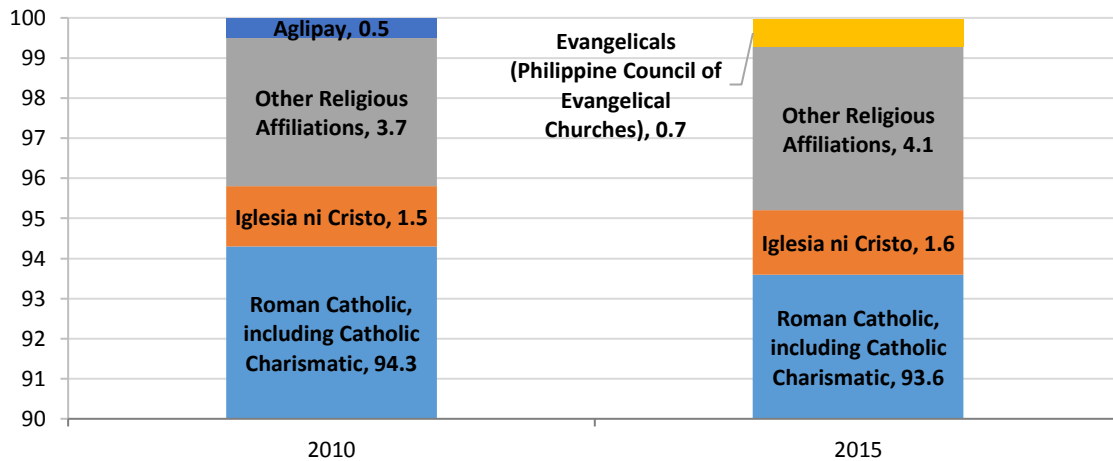
- Bicol region posted a literacy rate of 99.0 percent among the 4,388,772 household population aged 10 years and over. This is higher than the 98.3 percent literacy rate that was recorded in 2010. In the 2010 Census of Population and Housing and POPCEN 2015, a person is considered literate if he/she is able to read and write a simple message in any language or dialect.
- Literacy rate in 2015 was slightly higher among females (99.1 percent) than among males (98.9 percent). Similarly, literacy rate was slightly higher among females (98.5 percent) than among males (98.2 percent) in 2010.



SPECIAL RELEASE

Roman Catholics accounted for 93.6 percent of the total population

- Almost 5,425,409 persons or 93.6 percent of the total population of Bicol region in 2015 reported Roman Catholic as their religious affiliation. The corresponding figure in 2010 was 94.3 percent.
- The next largest religious affiliation in the region was Iglesia ni Cristo, comprising 1.6 percent of the total population. It was followed by those who were affiliated with Evangelicals (Philippine Council of Evangelical Churches), with 0.7 percent share.



Almost four in every seven persons were engaged in a gainful activity

- In 2015, the region had 3,680,571 household population aged 15 years and over. Of this total, approximately four in every seven persons (56.6 percent) were engaged in a gainful activity during the 12 months preceding the census.
- By major occupation group, workers engaged in elementary occupations comprised the largest group (25.9 percent of all persons with gainful activity). This group includes janitors, gardener, helper, laborer, etc. Skilled agricultural, forestry, and fishery workers came in next (24.4 percent), followed by service and sales workers (13.3 percent).



2 Million Household Population 15 Years and Over Were Engaged in Gainful Activity

Top 3 Major Occupations

Elementary Occupations (25.9%)

Skilled Agricultural, Forestry, and Fishery Workers (24.4%)

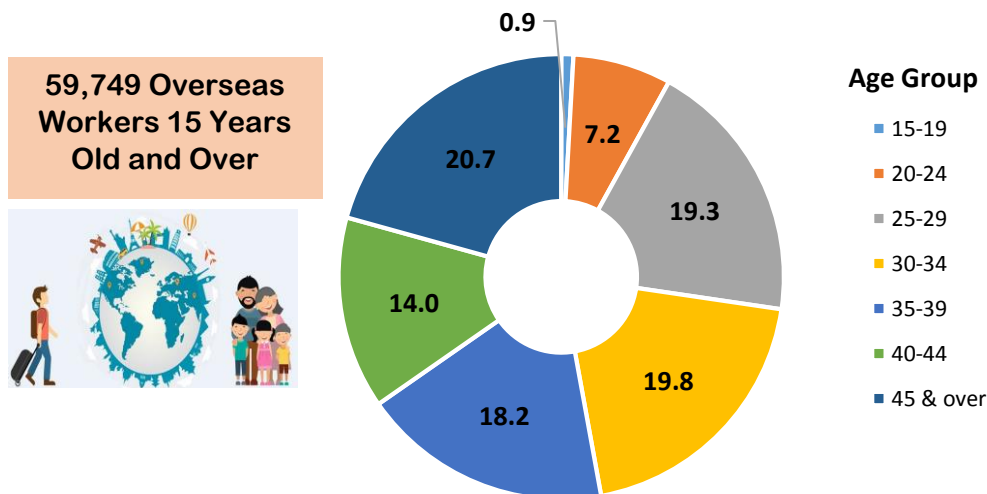
Sales and Service Workers (13.3%)



SPECIAL RELEASE

About 1.6 percent of the household population was overseas worker

- Of the household population 15 years old and over, 59,749 persons or 1.6 percent were overseas workers. Overseas workers aged 45 years and over made up the largest age group, comprising 20.7 percent of the total overseas workers, followed by those in the age groups 30-34 years (19.8 percent), 25 to 29 years (19.3 percent), and 35 to 39 years (18.2 years).



CYNTHIA L. PERDIZ
Regional Director