



SPECIAL RELEASE

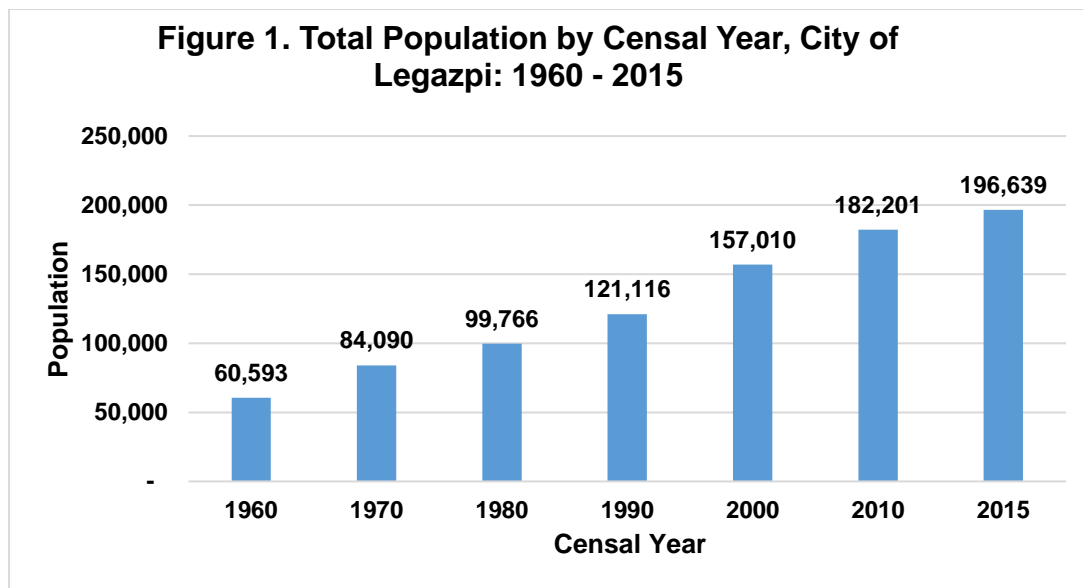
Highlights of the Result of Census of Population in the City of Legazpi

Date of Release: June 2018

Reference No. 2018- 12

Total Population went up by 14,438 persons

- As of August 1, 2015, City of Legazpi posted a total population of 196,639 persons.
- This is higher by 14,438 compared to its total population of 182,201 persons counted in 2010 and by 39,629 compared with the total population of 157,010 in 2000.

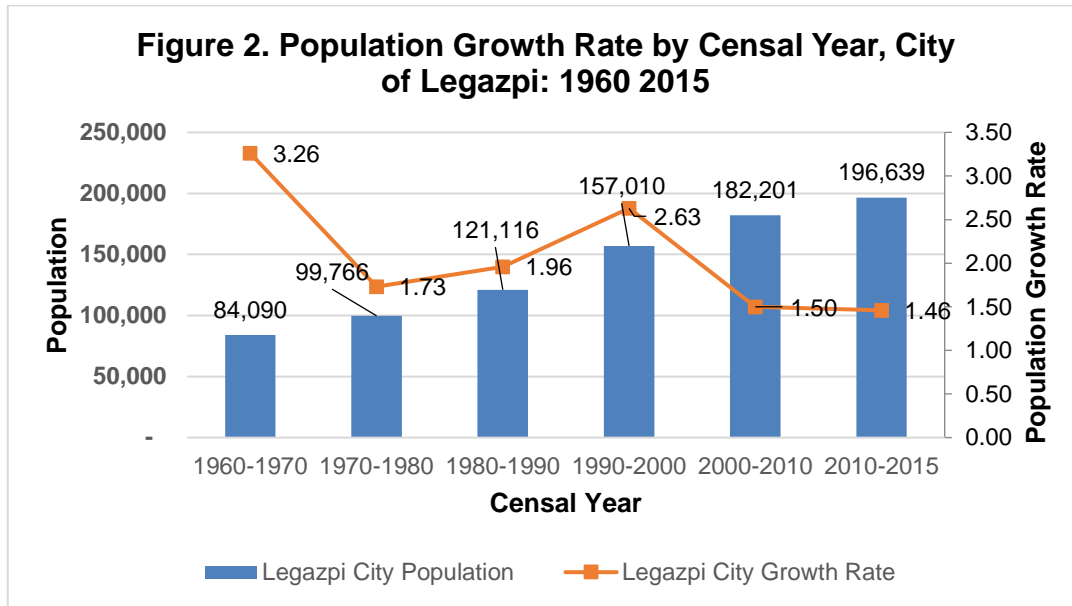


Source: Philippine Statistics Authority, Census Results 2000 -2015

2010 to 2015 Annual Population Growth Rate at 1.15 percent

- The total population of City of Legazpi increased by 1.46 percent annually, on the average, during the period 2010 to 2015.
- This translate to an increase of about 15 persons per 1000 population per year. By comparison, the rate at which the City's total population grew during the period 2000 to 2010 was higher at 1.50 percent. Historically, the annual population growth rate of City of Legazpi was fastest at 3.26 percent from 1960 to 1970 and was slowest percent from 2010 to 2015 at 1.46.





Source: Philippine Statistics Authority, Census Results 2000 -2015

Sex ratio in Legazpi City is at 99 males per 100 females

- Of the 195,872 household population in 2015, males accounted for 49.8 percent while females comprised 50.2 percent.
- These figures resulted in a sex ratio of 99 males for every 100 females.



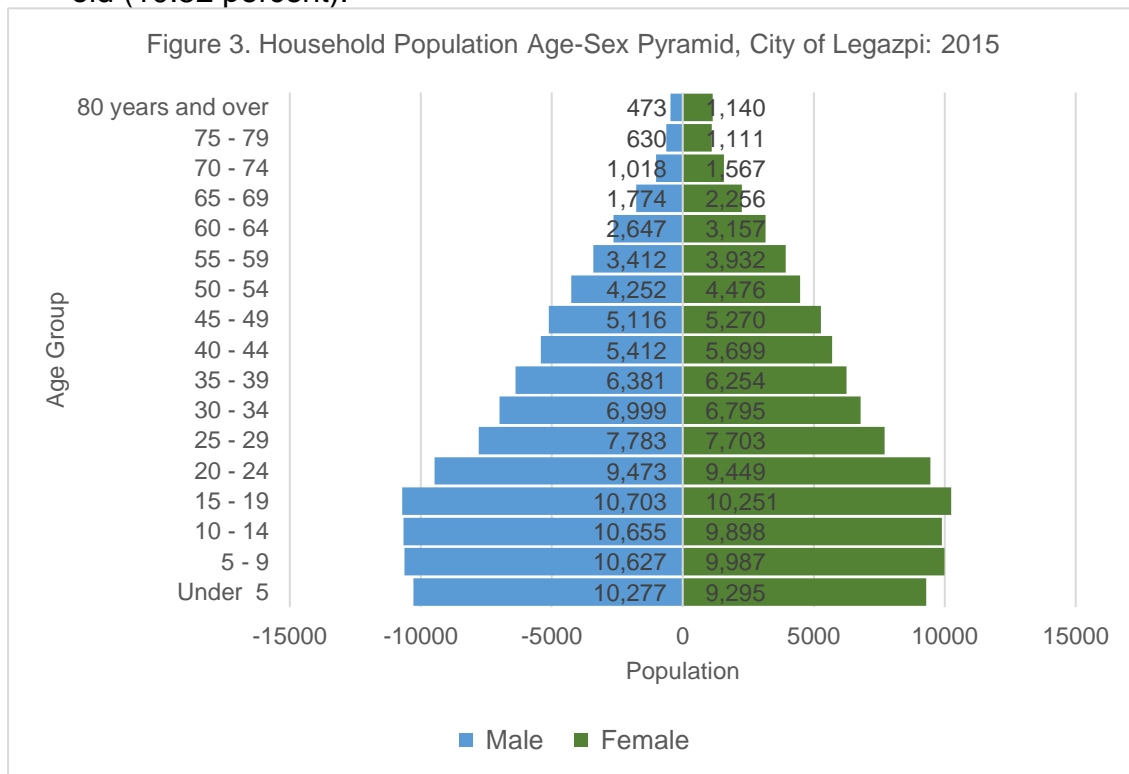
Management System
ISO 9001:2015
www.tuv.com
ID: 9108640991



3rd Floor Enterprise Building, Barangay 36-Kapantawan, Legazpi City, Philippines 4500
Telephone: (052) 480-1596 or (052) 742-1228
E-mail us at psaalbay@gmail.com

Age group 15 to 19 years old comprised the largest population

- The age -sex distribution of the household population showed that age group 15 to 19 years old comprised the largest population both in male and female, making up 10.7 percent followed by those in the age group of 10 to 14 years old (10.52 percent).



Source: Philippine Statistics Authority, Census Results 1960-2015

Table 1. Household Population by Age Group, City of Legazpi; 2015

Age	Total	Percent	Age	Total	Percent
All Ages	195,872	100			
Under 1	3,632	1.85	40 - 44	11,111	5.67
1 - 4	15,940	8.14	45 - 49	10,386	5.30
5 - 9	20,614	10.52	50 - 54	8,728	4.46
10 - 14	20,553	10.49	55 - 59	7,344	3.75
15 - 19	20,954	10.70	60 - 64	5,804	2.96
20 - 24	18,922	9.66	65 - 69	4,030	2.06
25 - 29	15,486	7.91	70 - 74	2,585	1.32
30 - 34	13,794	7.04	75 - 79	1,741	0.89
35 - 39	12,635	6.45	80 years and over	1,613	0.82



Management System
ISO 9001:2015
www.tuv.com
ID: 9108640991



3rd Floor Enterprise Building, Barangay 36-Kapantawan, Legazpi City, Philippines 4500
Telephone: (052) 480-1596 or (052) 742-1228
E-mail us at psaalbay@gmail.com

Female outnumbered male population at age group 40 and over.

- Females outnumbered males in the age group 40 and over. Males, on the other hand, outnumbered their female counterparts in the younger age group 39 and below.

Table 2. Household Population of Legazpi City by 5 – Year Age Group: 2015

Age Group	Both Sexes	Male	Female
All Ages	195,872	97,632	98,240
Under 1	3,632	1,984	1,648
1 - 4	15,940	8,293	7,647
5 - 9	20,614	10,627	9,887
10 - 14	20,553	10,655	9,898
15 - 19	20,954	10,703	10,251
20 - 24	18,922	9,473	9,449
25 - 29	15,486	7,783	7,703
30 - 34	13,794	6,999	6,795
35 - 39	12,635	6,381	6,254
40 - 44	11,111	5,412	5,699
45 - 49	10,386	5,116	5,270
50 - 54	8,728	4,252	4,476
55 - 59	7,344	3,412	3,932
60 - 64	5,804	2,647	3,157
65 - 69	4,030	1,774	2,256
70 - 74	2,585	1,018	1,567
75 - 79	1,741	630	1,111
80 & over	1,613	473	1,140

Source: Philippine Statistics Authority, Census Results 1960-2015

More females have higher levels of education

- Of the total population aged five years and over, 31 percent had attended or completed elementary education, 18 percent had reached or finished high school, 11 percent were college undergraduates, and 16 percent were academic degree holders.
- Among those with academic degree, the females (58 percent) outnumbered the males (42 percent). Similarly, more females (63 percent) than males (37 percent) had pursued post baccalaureate courses.



Management System
ISO 9001:2015
www.tuv.com
ID: 9108640991



3rd Floor Enterprise Building, Barangay 36-Kapantawan, Legazpi City, Philippines 4500
Telephone: (052) 480-1596 or (052) 742-1228
E-mail us at psaalbay@gmail.com

**Table 3. Total Population 5 years old and over by Highest Grade Completed, by Sex
Legazpi City: 2015**

	Total	Male	Female
Both Sexes	177,059	87,910	89,149
Elementary	55,754	29,475	26,279
High School	56,653	28,984	27,669
Post-Secondary	6,346	2,782	3,564
College Undergraduate	19,720	9,470	10,250
Academic Degree Holder	28,622	12,089	16,533
Post Baccalaureate	797	296	501

Source: Philippine Statistics Authority, Census Results 1960-2015

More than half of the household population are of voting age

- The voting-age population (18 years and over) accounted for 122,501 persons or 62.5 percent of the total household population of the City of Legazpi City in 2015,

Senior citizens constitute 8.05 percent of the household population

- People who are regarded as senior citizen are those aged 60 years old and over. In Legazpi City 15,773 persons or 8.05 percent of the 195,872 household population in 2015.
- Among the senior citizens, females (58.5 percent) outnumbered the males (41.5 percent).

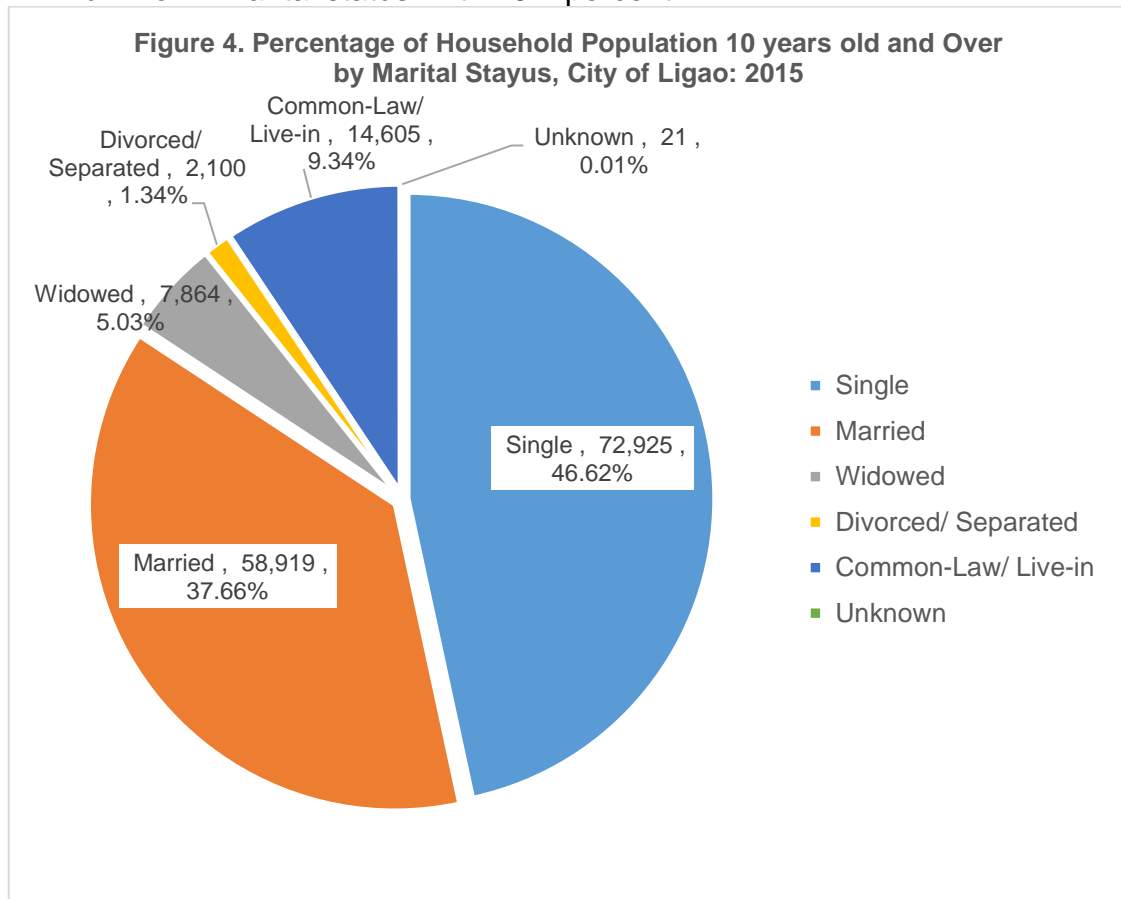
Dependency ratio decreased to 56 dependents per 100 persons in the working age group

- The overall dependency ratio of Legazpi City in 2015 was 56, which indicates that for every 100 working-age population, there were about 56 dependents (48 young dependents and 8 old dependents), down from 59 dependents in 2010



More females than males among the never-married persons

- Of the total population 10 years old and over, 46.6 percent was never married while 37.6 percent was married.
- The rest of the total population was categorized as follows: in common law/live-in marital arrangement, widowed, divorced and unknown marital status with 15.7 percent.



Average household size in 2015 was 4.7 persons

- The number of households in Legazpi City in 2015 was recorded at 41,742 higher by 3,344 households compared with the 38,398 households posted in 2010.
- The average household size in 2015 was 4.7 persons, as compared to 4.8 as the average household size in 2010.



Table 4. Household Population, Number of Households, and Average Household Size Legazpi City: 2010 and 2015

Census Year	Household Population	Number of Households	Average Household Size
2015	195,872	41,742	4.7
2010	181,640	38,398	4.8

Source: Philippine Statistics Authority, Census Results 1960-2015

More than half were engaged in a gainful activity

- In 2015, the City had 135,133 household population aged 15 years and over. Of this total, 75,602 were engaged in a gainful activity during the 12 months preceding the census.
- By major occupation group, workers engaged in elementary occupations comprised the largest group (21.16 percent). This group includes janitors, gardeners, helper, laborer, etc. service and sales workers came in next (19.83 percent), followed by craft and related trade Workers with (10.56 percent).



75 Thousand Household Population 15 years and over Were Engaged in Gainful Activity

Top 3 Major Occupations

- **Elementary Occupations (21.16%)**
- **Service and Sales Workers (19.83%)**
- **Craft and Related Trade Workers (10.56%)**

CECIL G. BRONDIAL
Chief Statistical Specialist



Management System
ISO 9001:2015
www.tuv.com
ID: 9108640991



3rd Floor Enterprise Building, Barangay 36-Kapantawan, Legazpi City, Philippines 4500
Telephone: (052) 480-1596 or (052) 742-1228
E-mail us at psaalbay@gmail.com