



SPECIAL RELEASE

Highlights the of in the Results from the 2015 Census of Population: Municipality of Malilipot

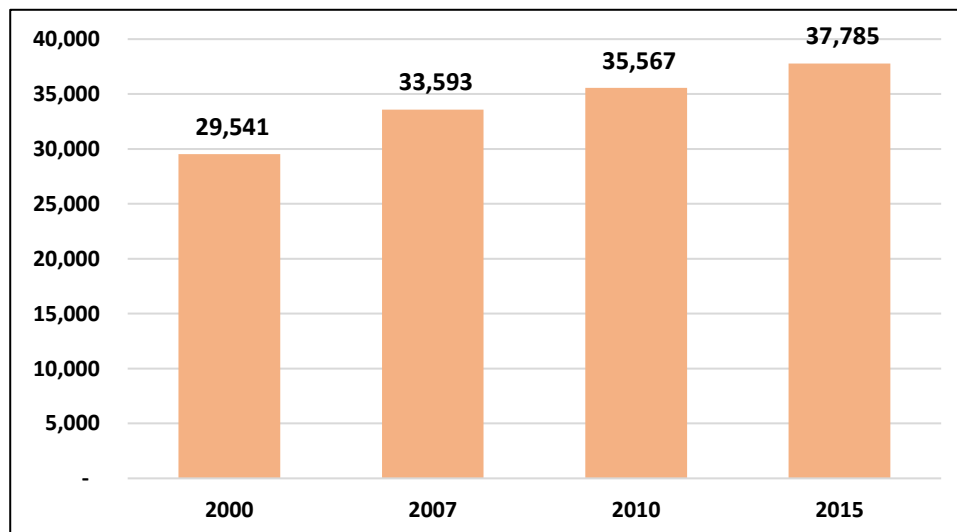
Date of Release: 04 June 2018

Reference No. 2018 - 10

Total population went up by 2,218 persons

- As of 1 August 2015, the municipality of Malilipot had a total population of 37,785 persons based on the 2015 Census of Population (POPCEN 2015).
- The total population based on the POPCEN 2015 is higher by 2,218 persons compared with the 2010 Census of Population and Housing (CPH) count of 35,567 persons. Based on the 2007 Census of Population (POPCEN 2007), the total population was 33,593 persons.

Figure 1. Total Population by Censal Year, Municipality of Malilipot: 2000 - 2015



Source: Philippine Statistics Authority, 2015 POPCEN, 2010 CPH, 2017 POPCEN, & 2000 CPH

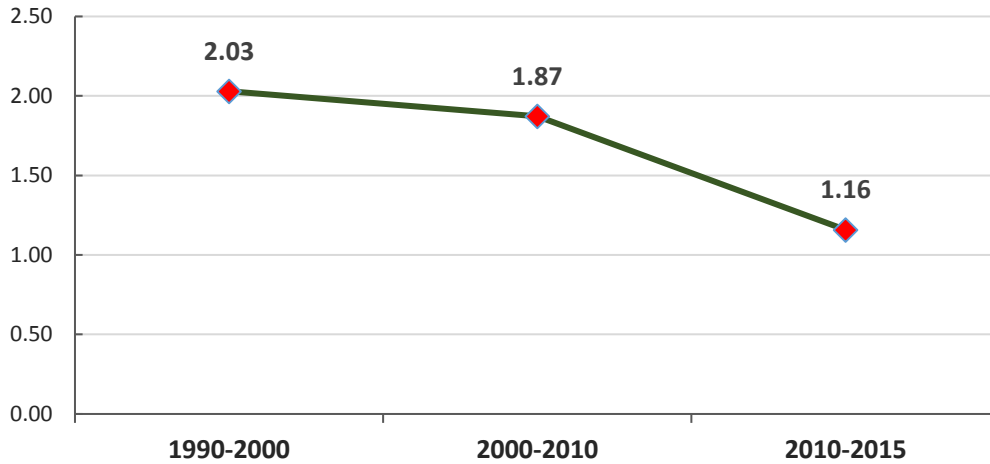
Population increased by 12 persons per year for every 1,000 persons

- The increase in the population translated into an average population growth rate (PGR) of 1.16 percent annually during the period 2010 to 2015. This means that there were about 12 persons added per year for every 1,000 persons in the population.
- The annual PGR was higher at 1.87 percent during the period 2000 to 2010 and at 2.03 percent during the period 1990 to 2000.



SPECIAL RELEASE

Figure 2. Population Growth Rate by Censal Year, Municipality of Malilipot: 1990 - 2015

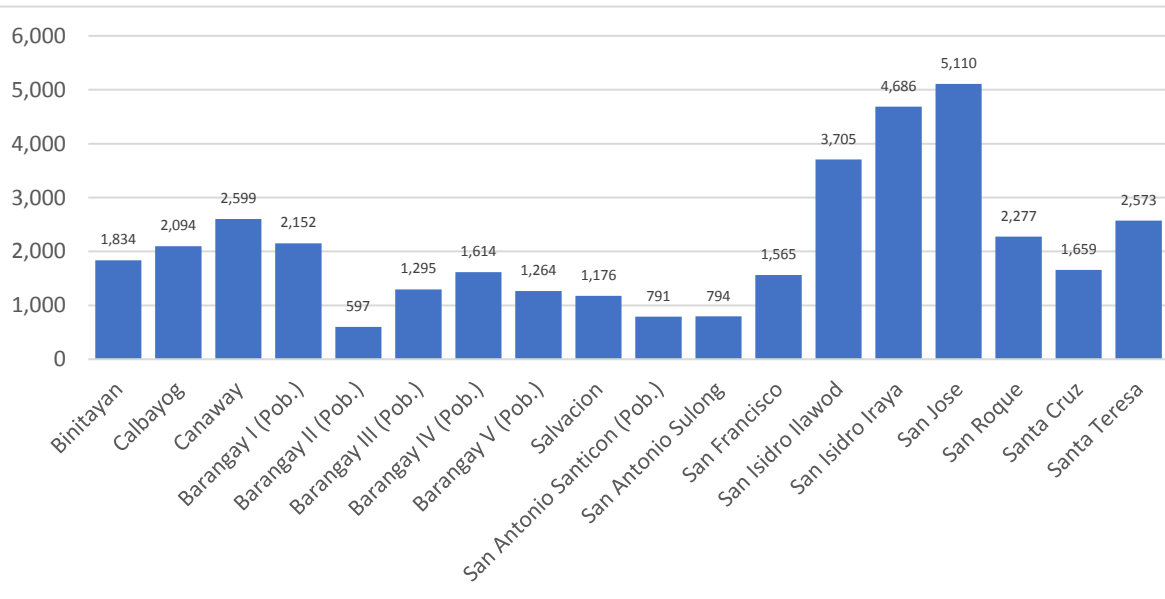


Source: Philippine Statistics Authority, 2015 POPCEN, 2010 CPH, & 2000 CPH

Barangay San Jose had the biggest population

- Of the 18 barangays, San Jose had the biggest population in 2015 with 5,110 persons followed by San Isidro Iraya with 4,686 persons.
- The least populated barangay was Barangay II (Pob.) with 597 persons or 1.6% of the municipality's total population.

Figure 3. Total Population by Barangay, Municipality of Malilipot: 2015



Source: Philippine Statistics Authority, 2015 POPCEN

SPECIAL RELEASE

Eight barangays reached more than two thousand population

- Eight out of 18 barangays reached more than two thousand population in 2015. While the rest had a population of less than two thousand.
- Meanwhile, 3 barangays had less than a thousand population.

Table 1. Top 5 Most Populous Barangays, Municipality of Malilipot: 2015

Rank	Barangay	Population
1	San Jose	5,110
2	San Isidro Iraya	4,686
3	San Isidro Ilawod	3,705
4	Canaway	2,599
5	Santa Teresa	2,573

Source: Philippine Statistics Authority, 2015 POPCEN

Table 2. Top 5 Least Populous Barangays, Municipality of Malilipot: 2015

Rank	Barangay	Population
1	Barangay II (Pob.)	597
2	San Antonio Santicon (Pob.)	791
3	San Antonio Sulong	794
4	Salvacion	1176
5	Barangay V (Pob.)	1264

Source: Philippine Statistics Authority, 2015 POPCEN

Males outnumbered females

- Of the total population, 50.3 percent was male while 49.7 percent was female. This resulted in a sex ratio of 101 males for every 100 females.

Figure 4: Percentage of Male and Female Population, Municipality of Malilipot: 2015

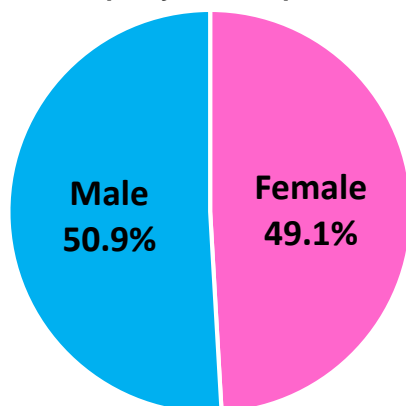



Figure 5: Sex Ratio, Municipality of Malilipot: 2015

101 males per 100 females




Source: Philippine Statistics Authority, 2015 POPCEN

SPECIAL RELEASE

Average household size in 2015 was 4.7 persons

- The household population of the municipality of Malilipot in 2015 was 37,761 persons, higher by 2,207 persons from the household population of 35,554 persons in 2010.
- The number of households, meanwhile, increased by 10.0 percent from 7,366 in 2010 to 8,104 in 2015.
- The average household size in 2015 was 4.7 persons, lower than the average household size of 4.8 persons in 2010.

Figure 6: Household Population, Number of Households, and Average Household Size, Municipality of Malilipot: 2015



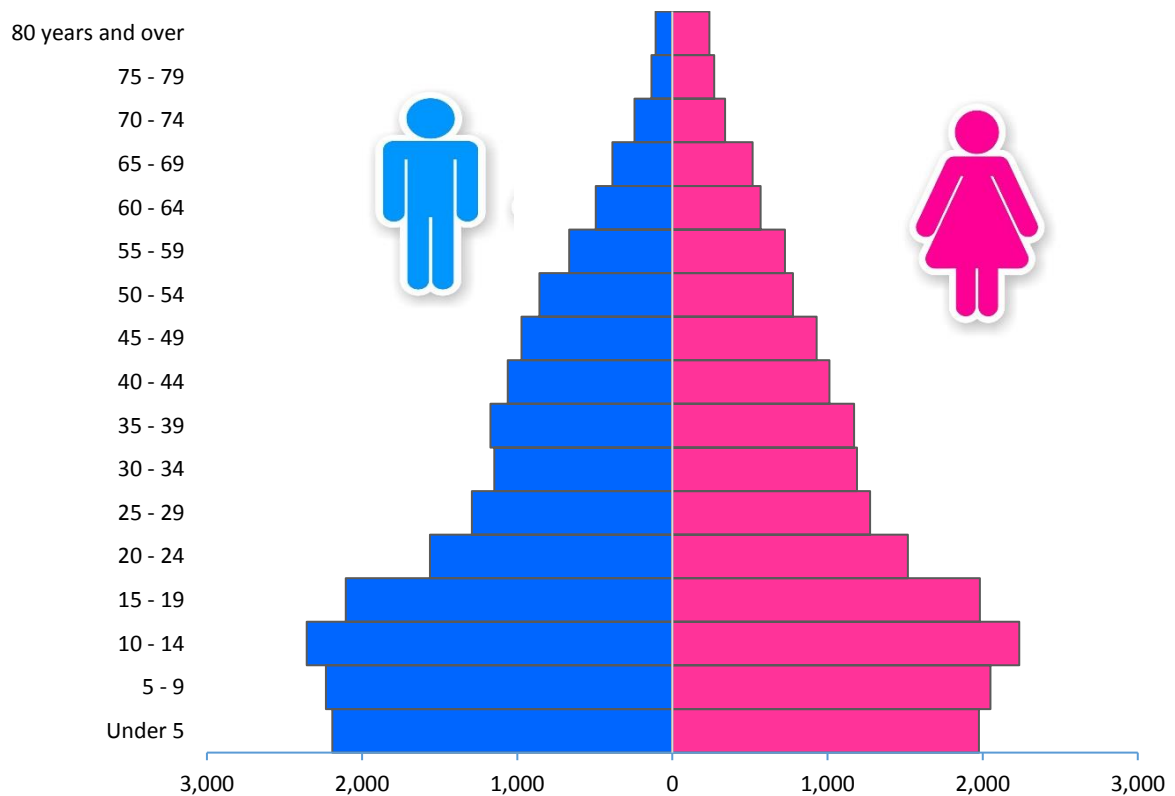
Source: Philippine Statistics Authority, 2015 POPCEN

Children aged 10 to 14 years comprised the largest age groups

- The age-sex distribution of the population showed that children 10 to 14 years comprised the largest age group, making up 12.2 percent of the household population, followed by those in the age group 5 to 9 years old (11.3 percent) and age group of under 5 years old (11.0 percent).
- Males outnumbered females in the age groups 0 to 54 years. Females, on the other hand, outnumbered their male counterparts in the older age groups (55 years old and over) and in the age group 30-34 years old.

SPECIAL RELEASE

Figure 7. Household Population Age-Sex Pyramid, Municipality of Malilipot: 2015



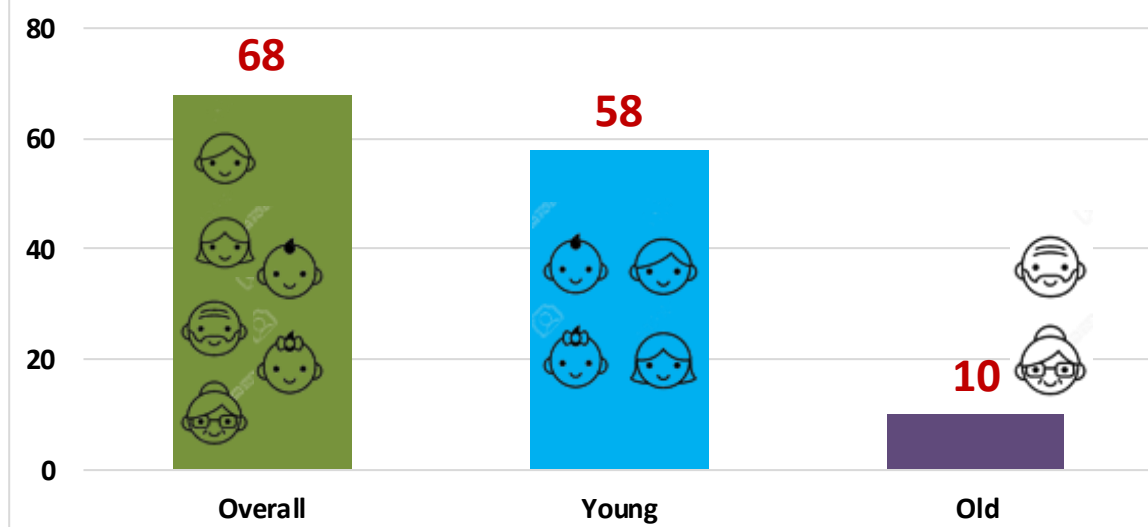
Source: Philippine Statistics Authority, 2015 POPCEN

Dependency ratio decreased to 71 dependents per 100 persons in the working-age group

- Of the total population, 59.5 percent belonged to the working age population (15 to 64 years). Children below 15 years of age comprised 34.5 percent while older persons (65 years and over) accounted for 5.9 percent.
- The overall dependency ratio of the municipality of Malilipot in 2015 was 68 dependents for every 100 persons in the working age group, down from 69 dependents in 2010. Of the 68 dependents, 58 were young dependents while 10 were old dependents.

SPECIAL RELEASE

Figure 8. Dependency Ratio, Municipality of Malilipot: 2015

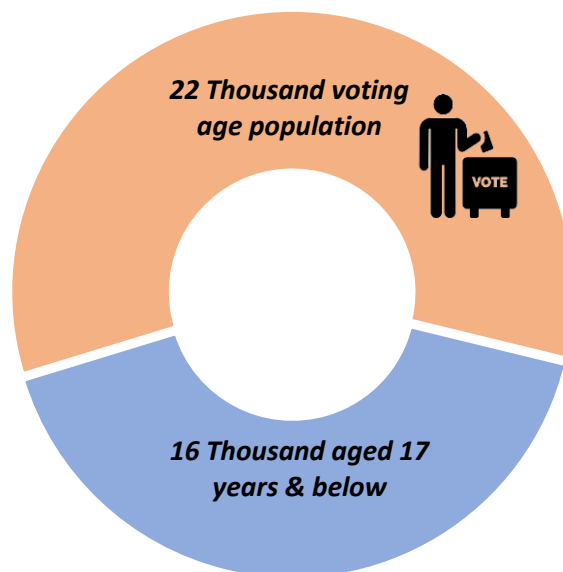


Source: Philippine Statistics Authority, 2015 POPCEN

Three fifths of the total population were of voting age

- The voting age population of persons 18 years old and over accounted for 58.5 percent (22,114 persons) of the total population in 2015.

Figure 9. Voting Age Population, Municipality of Malilipot: 2015



Source: Philippine Statistics Authority, 2015 POPCEN

SPECIAL RELEASE

More males than females among the never-married persons

- Of the total population 10 years old and over, 46.8 percent was never married while 36.5 percent was married. The rest of the total population was categorized as follows: in common law/live-in marital arrangement (10.1 percent), widowed (5.2 percent), divorced/separated (1.4 percent), and had unknown marital status (0.02 percent).
- Among the never-married persons, a higher proportion of males (54.7 percent) than females (45.3 percent) was reported in 2015. Meanwhile, the proportion of females was higher than males among those who were widowed (80.8 percent), divorced/separated (59.4 percent), in common law/live-in marital arrangement (53.4 percent), and married (51.3 percent).

Figure 10. Total Population by Marital Status, Municipality of Malilipot: 2015

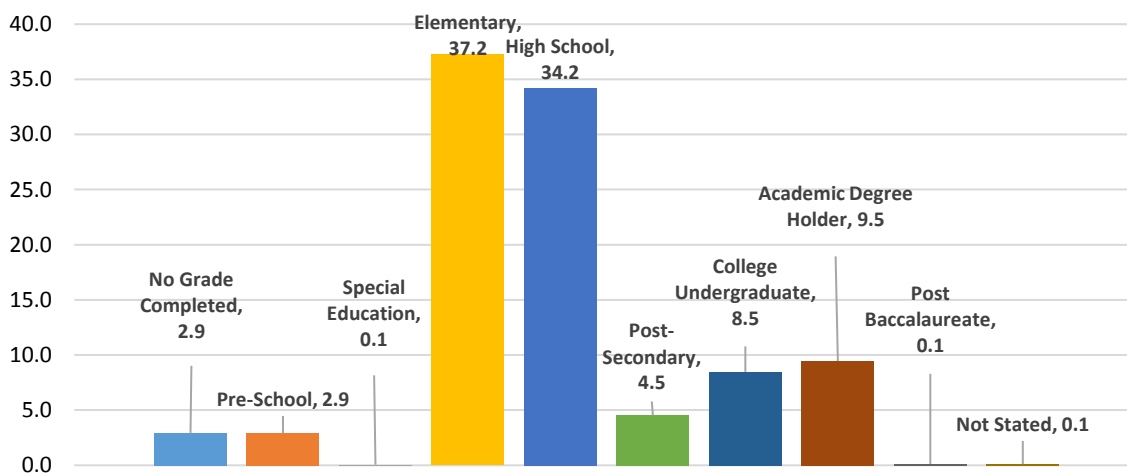


Source: Philippine Statistics Authority, 2015 POPCEN

Females outnumbered males among baccalaureate degree holders

- Of the total population 5 years old and over, 37.2 percent had attended or completed elementary education, 34.2 percent had reached or finished high school, 8.5 percent was college undergraduate, and 9.5 percent was baccalaureate degree holder.

Figure 11. Total Population by Highest Grade Completed, Municipality of Malilipot: 2015



Source: Philippine Statistics Authority, 2015 POPCEN

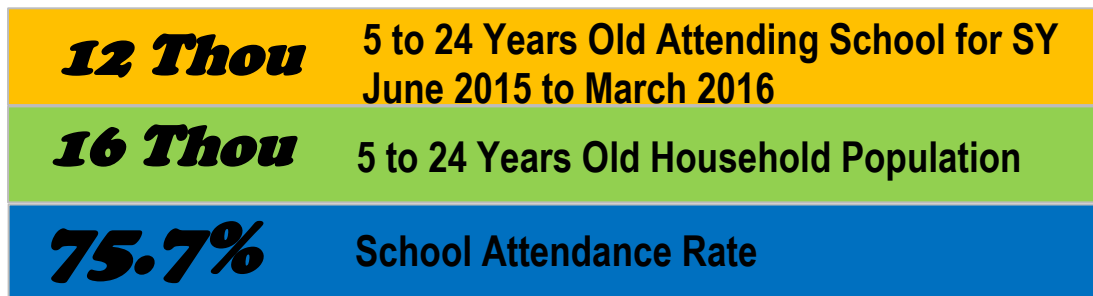


SPECIAL RELEASE

- Among those baccalaureate graduates, there were more females (63.2 percent) than males (36.8 percent). Similarly, among those with post baccalaureate courses, females (55.3 percent) outnumbered males (44.7 percent).

School attendance rate was higher among females than among males

- Of the 16,046 household population aged 5 to 24 years, 75.7 percent was attending school in School year (SY) 2015-2016.
- By sex, the school attendance rate in 2015 was higher among females (76.4 percent) than among males (74.9 percent).

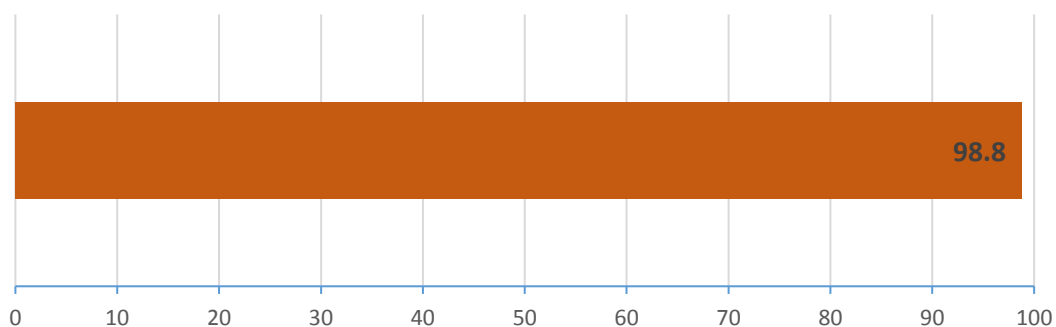


Source: Philippine Statistics Authority, 2015 POPCEN

Simple literacy rate was recorded at 98.8 percent

- The municipality of Malilipot posted a literacy rate of 98.8 percent among the 29,309 household population aged 10 years and over. In POPCEN 2015, a person is considered literate if he/she is able to read and write a simple message in any language or dialect.
- Literacy rate in 2015 was almost the same among males and females (98.8 percent).

Figure 12. Simple Literacy Rate of Household Population, Municipality of Malilipot: 2015



Source: Philippine Statistics Authority, 2015 POPCEN

SPECIAL RELEASE

Almost four in every seven persons were engaged in a gainful activity

- In 2015, the municipality of Malilipot had 24,715 household population aged 15 years and over. Of this total, approximately five in every nine persons (54.2 percent) were engaged in a gainful activity during the 12 months preceding the census.
- By major occupation group, workers engaged in craft and related trades workers comprised the largest group (24.8 percent of all persons with gainful activity). Workers engaged in elementary occupations came in next (24.4 percent). This group includes janitors, helpers, cleaners, etc. It is followed by service and sales workers (14.9 percent).



**13 Thousand Household Population 15 Years and Over
Were Engaged in Gainful Activity**

Source: Philippine Statistics Authority, 2015 POPCEN

Table 3. Top 3 Major Occupation Group, Municipality of Malilipot: 2015

Rank	Major Occupation Group	Percentage
1	Craft and Related Trades Workers	24.8 %
2	Elementary Occupations	24.4 %
3	Service and Sales Workers	14.9 %

Source: Philippine Statistics Authority, 2015 POPCEN



CECIL G. BRONDIAL
Chief Statistical Specialist