



SPECIAL RELEASE

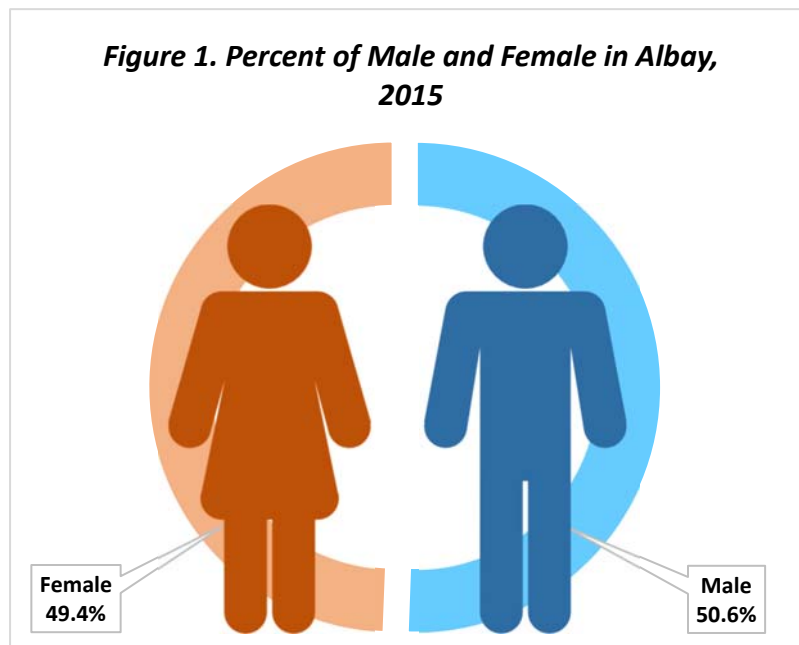
Albay Men and Women

Date of Release: March 14, 2022
Reference No. 2022- 006

More Men than Women

Based on the 2015 Census, the total population of Albay is 1,314,826. Of the total population, most of the member of the population is men with total of 665,143 or 50.6 percent while women have 649,683 or 49.4 percent.

The total confirmed population of Albay for 2020 census of population is 1,374,768 which is higher from the 2015 population.



Most men and women of Albay have ages between 10 to 14 years old

Of 1,314,826 population of Albay, most belong to age group between 10 and 14 with a total of 152,887. Total number of men under this age group is 78,825 while the women have a total of 74,062. The second age group with most population are those under age group between 5 and 9 with a total of 150,964, followed by age group between 20 and 24 with a total population of 142,019.

Age group with least number of populations for men and women are those with age 80 and over with 11,734 followed by 75 to 79 age group with 12,898. Men have the same age group with the least number of populations at age 80 and over with 3,609. For women, on the other hand the least number of populations is under age group 75 to 79 with 7,993.



Management System
ISO 9001:2015
www.tuv.com
ID 9108640991



G/F PSA Bldg., Regional Site, Brgy. 42 - Rawis
Legazpi City 4500
Telephone: 742-9710
psaalbay@gmail.com



SPECIAL RELEASE

Table 1. Total Population by Age Group and Sex of Albay, 2015

Age Group	Both Sexes	Male	Female
ALBAY			
All Ages	1,314,826	665,143	649,683
Under 1	26,665	14,056	12,609
1 - 4	115,985	60,451	55,534
5 - 9	150,964	78,407	72,557
10 - 14	152,887	78,825	74,062
15 - 19	142,019	73,431	68,588
20 - 24	114,858	58,899	55,959
25 - 29	93,679	47,723	45,956
30 - 34	85,136	43,656	41,480
35 - 39	80,657	41,228	39,429
40 - 44	70,933	35,832	35,101
45 - 49	66,609	33,912	32,697
50 - 54	56,540	28,454	28,086
55 - 59	47,287	22,928	24,359
60 - 64	38,169	17,967	20,202
65 - 69	28,813	12,930	15,883
70 - 74	18,993	7,930	11,063
75 - 79	12,898	4,905	7,993
80 years and over	11,734	3,609	8,125

Rapu-Rapu has the highest percent of Men to Women while Legazpi City has the highest percent of Women to Men

Most men and women for the province of Albay in 2015 are from Legazpi City with 98,192 and 98,447 population, respectively. City of Tabaco came second with the highest number of both men and women with 67,505 men and 66,363 women followed by Daraga with 63,308 men and 63,287 women. Jovellar has the least men and women with 8,904 and 8,404, respectively, followed by Manito with 12,689 men and 12,018 women; and the third with the least number of men and women is Santo Domingo with 17,791 men and 17,176 women. Referring to Table 2, ranking of both men and women are almost consistent for each city or municipality with the exception of Rapu-Rapu and Malilipot where men rank 15th in Malilipot while Rapu-Rapu ranked 15th for women.

Comparing the population of men versus women in each city or municipalities, Rapu-Rapu has the highest male to female ratio of 51.73 percent followed by Jovellar with 51.44 percent and third is Manito with 51.36 percent. Contrary to this, Legazpi City has the highest ratio of female to male at 50.06 percent followed by Daraga with 49.99 percent and third is Malilipot with 49.73 percent.



Management System
 ISO 9001:2015
 www.tuv.com
 ID 9108640991



G/F PSA Bldg., Regional Site, Brgy. 42 - Rawis
 Legazpi City 4500
 Telephone: 742-9710
psaalbay@gmail.com



REPUBLIC OF THE PHILIPPINES
PHILIPPINE STATISTICS AUTHORITY

ALBAY

SPECIAL RELEASE

Table 2. Male and Female Population by Sex of Albay, 2015

City /Municipalities	Both Sex	Male	Female	Rank of Male	Rank of Female	% Male vs Female	% Female vs. Male
BACACAY	68,906	34,905	34,001	8	8	50.66%	49.34%
CAMALIG	66,904	33,989	32,915	10	10	50.80%	49.20%
DARAGA (LOCSIN)	126,595	63,308	63,287	3	3	50.01%	49.99%
GUINOBATAN	82,361	41,490	40,871	6	6	50.38%	49.62%
JOVELLAR	17,308	8,904	8,404	18	18	51.44%	48.56%
LEGAZPI CITY (Capital)	196,639	98,192	98,447	1	1	49.94%	50.06%
LIBON	75,172	38,331	36,841	7	7	50.99%	49.01%
CITY OF LIGAO	111,399	56,708	54,691	4	4	50.91%	49.09%
MALILIPOT	37,785	18,993	18,792	15	14	50.27%	49.73%
MALINAO	45,301	23,130	22,171	13	13	51.06%	48.94%
MANITO	24,707	12,689	12,018	17	17	51.36%	48.64%
OAS	67,960	34,672	33,288	9	9	51.02%	48.98%
PIO DURAN	46,693	23,738	22,955	12	12	50.84%	49.16%
POLANGUI	88,221	44,689	43,532	5	5	50.66%	49.34%
RAPU-RAPU	36,920	19,097	17,823	14	15	51.73%	48.27%
SANTO DOMINGO (LIBOG)	34,967	17,791	17,176	16	16	50.88%	49.12%
CITY OF TABACO	133,868	67,505	66,363	2	2	50.43%	49.57%
TIWI	53,120	27,012	26,108	11	11	50.85%	49.15%

Majority of Men and Women of Albay are from Third District in 2015

Third district of Albay has most number of men and women for 2015 with 248,532 men and 240,582 women, the Second District came next with 227,275 men and 224,490 women. Out of 665,143 men of Albay, most are from Third District with 37.4 percent of the total male, followed by Second District with 34.2 percent, and First District has the least number of men with 28.5 percent.

For the total women of Albay, third district has the most population with 37.0 percent followed by the Second District with 34.6 percent and the least are from third district with 28.4 percent.

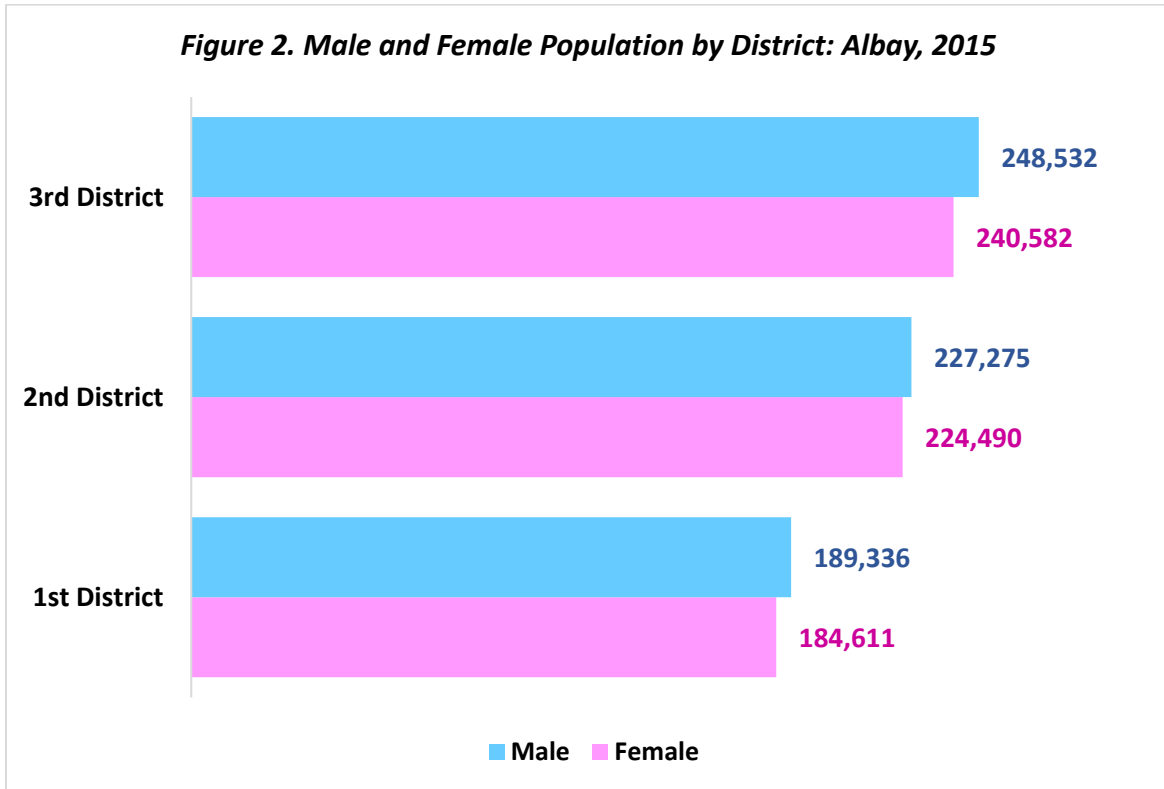


Management System
ISO 9001:2015
www.tuv.com
ID 9108640991



G/F PSA Bldg., Regional Site, Brgy. 42 - Rawis
Legazpi City 4500
Telephone: 742-9710
psaalbay@gmail.com

SPECIAL RELEASE



Most Men and Women of Albay in 2015 are Roman Catholic, including Catholic Charismatic

For women, out of the total 649,683 only 4 don't have religious affiliation. Most men and women of Albay are Roman Catholic, including Catholic Charismatic with 639,223 Male or 96.10 percent of the total male population and 621,769 women or 95.703 percent of the total female population. The second most dominant religious affiliation for men and women of Albay is Iglesia ni Cristo with 6,468 men or 0.97 percent of total male and 6,451 women or 0.993 percent of the total women of Albay in 2015. Members of Evangelicals (Philippine Council of Evangelical Churches) comes in as the third dominant religious affiliation with total of 4,662 men or 0.70 percent and 5,055 women or 0.78 percent of the total women. It is worth noticing as well that of all the religious affiliation present in the province, only Philippine Good News Ministries don't have women members while Philippine Independent Catholic Church has no men members within Albay as of August 1, 2015. Of the 665,143 men of Albay on 2015, only 89 either don't have or did not report religious affiliation.



SPECIAL RELEASE

Table 3. Religious Affiliation by Sex of Albay, 2015

Religious Affiliation	Both Sexes	Male	Female
ALBAY			
Total	1,314,826	665,143	649,683
Aglipay	37	23	14
Association of Baptist Churches in Luzon, Visayas, and Mindanao	2	2	0
Association of Fundamental Baptist Churches in the Philippines	57	28	29
Bible Baptist Church	3,323	1,590	1,733
Bread of Life Ministries	103	46	57
Buddhist	130	77	53
Cathedral of Praise, Incorporated	259	134	125
Church of Christ	934	468	466
Church of Jesus Christ of the Latter-Day Saints	2,760	1,282	1,478
Convention of the Philippine Baptist Church	12	5	7
Crusaders of the Divine Church of Christ, Incorporated	33	13	20
Door of Faith	8	5	3
Evangelical Christian Outreach Foundation	161	79	82
Evangelicals (Philippine Council of Evangelical Churches)	9,717	4,662	5,055
Faith Tabernacle Church (Living Rock Ministries)	22	7	15
Good News Christian Churches	28	12	16
Higher Ground Baptist Mission	11	5	6
Iglesia ni Cristo	12,919	6,468	6,451
Iglesia sa Dios Espiritu Santo, Incorporated	89	53	36
International One-Way Outreach	5	4	1
Islam	1,672	836	836
Jehovah's Witness	3,118	1,451	1,667
Jesus is Lord Church	6,648	3,154	3,494
Love of Christ International Ministries	55	26	29
Lutheran Church of the Philippines	31	13	18
Miracle Revival Church of the Philippines	16	8	8
Missionary Baptist Churches of the Philippines	79	37	42
National Council of Churches in the Philippines	124	58	66
Philippine Benevolent Missionaries Association	82	46	36
Philippine Ecumenical Christian Church	30	11	19
Philippine Good News Ministries	1	1	0
Philippine Grace Gospel	24	12	12
Philippine Independent Catholic Church	2	0	2
Roman Catholic, including Catholic Charismatic	1,260,992	639,223	621,769
Salvation Army, Philippines	59	29	30
Seventh Day Adventist	3,399	1,619	1,780
Things to Come	73	33	40
UNIDA Evangelical Church	41	22	19
Union Espiritista Cristiana de Filipinas, Incorporated	4	1	3
United Church of Christ in the Philippines	303	152	151
United Pentecostal Church (Philippines), Incorporated	308	139	169
Victory Chapel Christian Fellowship	1,391	639	752
Way of Salvation Church, Incorporated	13	7	6
Other Baptists	248	127	121
Other Protestants	1,443	694	749
Other Religious Affiliations	3,914	1,731	2,183
Tribal Religions	53	22	31
None	8	4	4
Not Reported	85	85	0





SPECIAL RELEASE

73.19 Percent of the Population with ages 5 to 24 are attending school

Total of 559,543 of Albay's population belongs to age group 5 to 24 and 409,553 or 73.19 percent of the them are currently attending school in 2015. 208,431 out of 288,932 or 72.14 percent males belong to this age group are currently attending school. Among females 201,122 out of 270,611 or 74.32 percent from this age group are currently attending school.

Of all the cities and municipalities of Albay, Malinao has the highest ratio of person ages 5 to 24 that are currently attending school with 14,962 out of 19,728 or 75.84 percent. Among male population of Albay with age 5 to 24, Malinao also has the highest ratio of member of the population that are attending school at 74.99 percent followed by Malilipot with 74.95 percent and the third is Bacacay with 74.39 percent. Meanwhile, Jovellar has the least with 65.53 percent.

For women aged 4 to 24, Bacacay has the highest ratio of women attending school with 77.40 percent followed by Malinao with 76.76 percent and third is Malilipot with 76.41. Jovellar has 69.57 percent of women that are currently out of school just like among men under the same age group.

Table 4. Household Population 5 to 24 Years Old Who Were Currently Attending School by Sex, and City/Municipality of Albay, 2015

Age Group and City/Municipality	Household Population 5 to 24 Years Old			Household Population 5 to 24 Years Old Who Were Currently Attending School		
	Both Sexes	Male	Female	Both Sexes	Male	Female
	ALBAY	559,543	288,932	270,611	409,553	208,431
BACACAY	29,699	15,515	14,184	22,519	11,541	10,978
CAMALIG	27,586	14,321	13,265	19,916	10,118	9,798
DARAGA (LOCSIN)	50,562	25,765	24,797	36,685	18,515	18,170
GUINOBATAN	33,321	17,273	16,048	23,836	12,077	11,759
JOVELLAR	7,648	3,980	3,668	5,160	2,608	2,552
LEGAZPI CITY (Capital)	81,043	41,458	39,585	58,703	29,949	28,754
LIBON	33,539	17,356	16,183	25,031	12,706	12,325
CITY OF LIGAO	48,923	25,304	23,619	35,984	18,310	17,674
MALILIPOT	16,046	8,258	7,788	12,140	6,189	5,951
MALINAO	19,728	10,194	9,534	14,962	7,644	7,318
MANITO	10,988	5,782	5,206	7,710	3,914	3,796
OAS	29,912	15,644	14,268	21,343	10,952	10,391
PIO DURAN	20,987	10,773	10,214	15,261	7,681	7,580
POLANGUI	38,460	19,900	18,560	28,145	14,360	13,785
RAPU-RAPU	16,806	8,753	8,053	12,197	6,204	5,993
SANTO DOMINGO (LIBOG)	14,126	7,396	6,730	10,444	5,423	5,021
CITY OF TABACO	57,002	29,302	27,700	42,221	21,449	20,772
TIWI	23,167	11,958	11,209	17,296	8,791	8,505





SPECIAL RELEASE

Literacy among men and women age 10 and over is 99.24 percent

The overall literacy rate of men and women of Albay in 2015 is at 99.24 percent. Among cities and municipalities of Albay, Pio Duran has the highest literacy rate at 99.54 percent (35,338 out of 35,502) followed by Legazpi City with 99.48 percent (154,881 out of 155,686). Daraga came in third in the list with 99.46 percent (99,892 out of 100,434). On the other hand, Rapu-Rapu has the least with 98.49 percent (26,853 out of 27,265).

Among the total population of men aged 10 and over of Albay, Pio Duran has the highest literacy rate of 99.53 percent (17,923 out of 18,007) followed by Legazpi City with 99.49 percent (76,334 out of 76,728) then, third is Daraga with 99.42 percent (49,428 out of 49,715) while Rapu-Rapu has the least with 98.13 percent (13,826 out of 14,089).

Population of women aged 10 and over of Albay, Pio Duran has the highest literacy rate of 99.54 percent (17,415 out of 17,495) followed by Daraga with 99.50 percent (50,464 out of 50,719) then, third is Legazpi City with 99.49 percent (78,547 out of 78,958). Jovellar has the least with 98.61 percent (6,476 out of 6,567) literacy rate among women aged 10 and over.

Table 5. Literacy of the Household Population 10 Years Old and Over by Sex, and City/Municipality of Albay, 2015

City/Municipality	Household Population 10 years old and over			Literate		
	Both Sexes	Male	Female	Both Sexes	Male	Female
ALBAY	1,018,744	510,549	508,195	1,010,983	506,438	504,545
BACACAY	52,961	26,591	26,370	52,649	26,429	26,220
CAMALIG	52,141	26,305	25,836	51,629	26,029	25,600
DARAGA (LOCSIN)	100,434	49,715	50,719	99,892	49,428	50,464
GUINOBATAN	64,785	32,263	32,522	64,297	32,008	32,289
JOVELLAR	13,428	6,861	6,567	13,229	6,753	6,476
LEGAZPI CITY (Capital)	155,686	76,728	78,958	154,881	76,334	78,547
LIBON	56,319	28,388	27,931	55,823	28,120	27,703
CITY OF LIGAO	85,557	43,200	42,357	85,038	42,924	42,114
MALILIPOT	29,309	14,554	14,755	28,964	14,384	14,580
MALINAO	34,489	17,450	17,039	34,093	17,222	16,871
MANITO	18,701	9,603	9,098	18,485	9,480	9,005
OAS	52,161	26,477	25,684	51,693	26,223	25,470
PIO DURAN	35,502	18,007	17,495	35,338	17,923	17,415
POLANGUI	67,940	34,127	33,813	67,499	33,942	33,557
RAPU-RAPU	27,265	14,089	13,176	26,853	13,826	13,027
SANTO DOMINGO (LIBOG)	27,528	13,870	13,658	27,324	13,767	13,557
CITY OF TABACO	103,669	51,715	51,954	102,854	51,279	51,575
TIWI	40,869	20,606	20,263	40,442	20,367	20,075

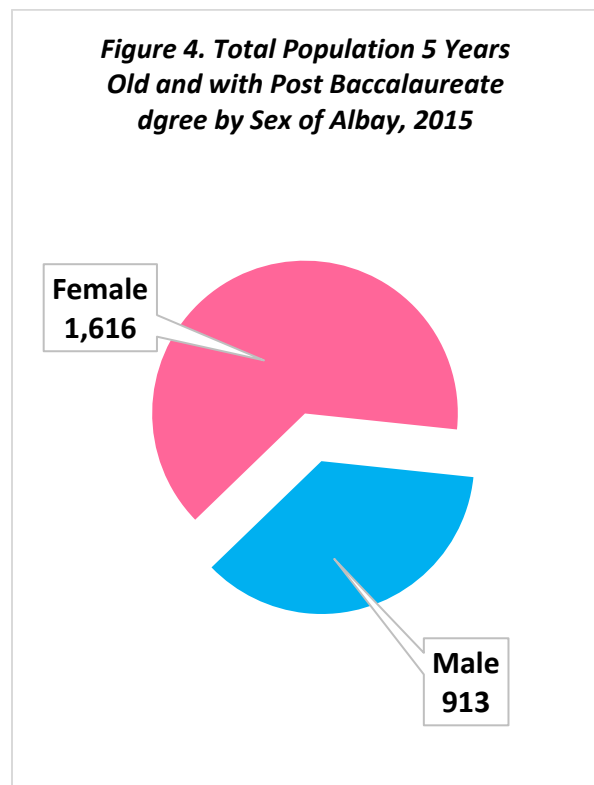
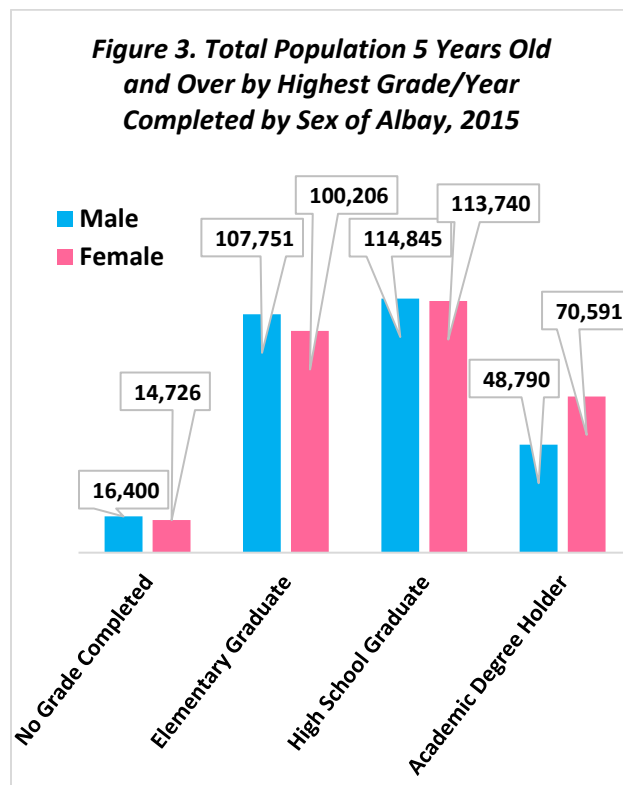


SPECIAL RELEASE

Most Men and Women of Albay are High School Graduate

In terms of school attendance of men and women of Albay, based on the 2015 Census of Population, it is observed that most of the member of the population aged 5 years and over are High School Graduate with 19.50 percent (228,585 out of 1,172,176) followed by Elementary Graduate with 17.74 percent (207,957 out of 1,172,176). About 10.18 percent of total population are Academic Degree Holder. It is notable that 59.13 percent of the Academic Degree Holders are women and 40.87 percent are men.

Only 2.66 percent or 31,126 out of the total population have no grade completed. About 52.69 percent of those with no grade completed are men while the remaining 47.31 percent are women. It is also noted that a total of 2,529 has a post baccalaureate degree, 913 or 36.10 percent are men while the majority which is 1,616 or 63.90 percent are women.





SPECIAL RELEASE

Table 6. Total Population 5 Years Old and Over by Highest Grade/Year Completed, Sex of Albay, 2015

Highest Grade/Year Completed and Sex	Total Population 5 Years Old and Over		
	Both Sexes	Male	Female
Total	1,172,176	590,636	581,540
No Grade Completed	31,126	16,400	14,726
Pre-School	33,918	17,985	15,933
Special Education	807	512	295
Elementary	452,086	240,409	211,677
1st - 4th Grade	186,299	101,538	84,761
5th - 6th Grade	57,830	31,120	26,710
Graduate	207,957	107,751	100,206
High School	401,698	206,068	195,630
Undergraduate	173,113	91,223	81,890
Graduate	228,585	114,845	113,740
Post-Secondary	31,151	13,122	18,029
Undergraduate	2,136	1,187	949
Graduate	29,015	11,935	17,080
College Undergraduate	98,457	45,834	52,623
Academic Degree Holder	119,381	48,790	70,591
Post Baccalaureate	2,529	913	1,616
Not Stated	1,023	603	420

Legazpi has the highest ratio of academic degree holder compared to total population ages 5 and over

Legazpi City has the highest ratio of members of the population with Academic Degree compared to the total population with ages 5 and over based on the result of 2015 census of population with 16.17 percent. Legazpi City also has the highest ratio of College Undergraduate and Post Baccalaureate graduate with 11.14 percent and 0.45 percent respectively. Men and women of Legazpi City contributes 6.83 percent and 9.34 percent, respectively, to the City's population with Academic Degree. The second city or municipality with the highest percent of population with academic degree compared to the population is Daraga with 9.22 percent for men and 15.85 percent for women, respectively. The city or municipality with the least percent of person with academic degree compared with the total population is Jovellar with 2.53 percent men and 3.72 percent of women. It is followed by Rapu-Rapu with 2.70 percent men and 4.11 percent for women, respectively.

In terms of number, most of the men aged 5 and over who are degree holders in Albay are from Legazpi City with total of 12,089 men out of 48,790 or 24.78 percent. The second largest contributor of men who are degree holders in Albay are from Daraga with 7,552 or 15.38 percent followed by City of Tabaco with 5,393 or 11.05 percent. The least number



Management System
 ISO 9001:2015
 www.tuv.com
 ID 9108640991



G/F PSA Bldg., Regional Site, Brgy. 42 - Rawis
 Legazpi City 4500
 Telephone: 742-9710
psaalbay@gmail.com



SPECIAL RELEASE

of men who are degree holders for Albay are from Jovellar, Manito, and Rapu-Rapu with total of 183 or 0.38 percent, 332 or 0.68 percent and 453 or 0.93 percent, respectively. For the women ages 5 and over who are degree holders for Albay, most are also from Legazpi with total of 16,533 out of 70,591 or 23.42 percent. Second and third are also from Daraga and City of Tabaco with 10,506 or 14.88 percent and 7,547 or 10.69 percent, respectively. The least number of women with academic degree are also from Jovellar, Manito and Rapu-Rapu where Jovellar has 390 or 0.55 percent, Manito with 619 or 0.88 percent and Rapu-Rapu with 872 or 1.24 percent.

Majority of the men with ages 5 years and over that were not able to attend school are from Legazpi city with a total of 2,019 out of 16,400 or 12.31 percent followed by Tabaco City with 1,591 or 9.70 percent and the third is Ligao City with total of 1,507 or 9.19 percent. The least among men without educational attainment are from Jovellar with 213 or 1.30 percent followed by Manito with 389 or 2.37 percent and third from the least is Santo Domingo with 393 or 2.40 percent. Among women, majority of the members without grade completed are also from Legazpi City with 1,898 out of 14,726 which is 12.89 percent of the total population of women of Albay, second is Tabaco City with 1,465 or 9.95 percent and third is City of Ligao with 1,362 or 9.25 percent. Jovellar has the least number of women ages 5 and over with no grade completed with only 182 or 1.24 percent followed by Santo Domingo and Manito with 340 or 2.31 percent and 343 or 2.33 percent. For the actual count of all the educational attainment of each gender by municipality, please refer to Table 7.

Most men in Albay have elementary occupations while most women are service and sales worker

Based on the 2015 Census of Population, most men ages 15 and over in Albay are engaged in Elementary Occupation with total of 83,286 out of 319,701 or 26.05 percent. Second in place is the Skilled Agricultural Forestry and Fishery Workers with total of 79,060 or 24.73 percent. The least number of men are involved in Armed Forces with only 1,075 or 0.34 percent followed by Clerical Support Workers with only 8,745 or 2.74 percent.

The most common occupations for women in Albay as of 2015 are those involved in Service and Sales with 36,437 out of 155,097 or 23.49 percent while the Elementary Occupation is only second with 30,346 or 19.57 percent. It is noticeable that women tend to have higher percentage of workers on a higher-level occupation compared to men. Around 11.18 percent of women are Managers while only 4.39 percent of them are men. Also, among Professionals women group composed 11.88 percent while only 3.02 percent are men.

Of the three (3) cities and 15 municipalities, nine (9) have dominant working men involved as Skilled Agricultural, Forestry and Fishery Workers, they are Guinobatan (26.46 Percent), Jovellar (45.11 percent), Libon (46.75 percent), City of Ligao (28.68 percent), Manito (36.94 percent), Oas (33.94 percent), Pio Duran (44.78 percent), Rapu-Rapu (49.98 percent) and Tiwi (24.43 percent). The remaining nine (9) city/municipalities have



Management System
ISO 9001:2015



www.tuv.com
ID 9108640991

G/F PSA Bldg., Regional Site, Brgy. 42 - Rawis
Legazpi City 4500
Telephone: 742-9710
psaalbay@gmail.com



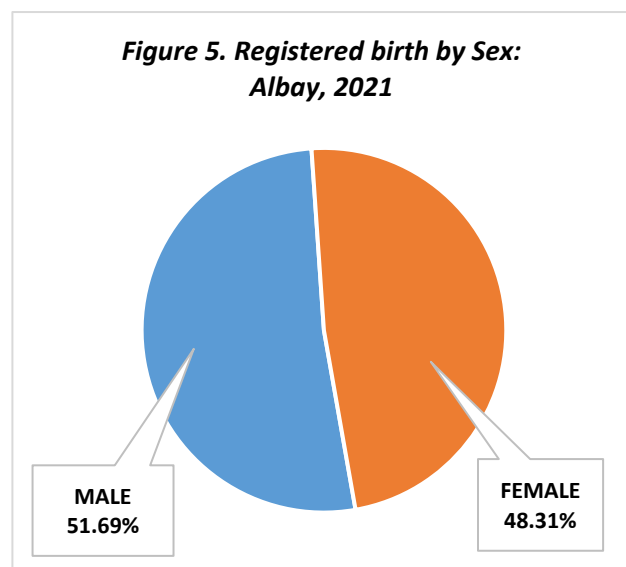
SPECIAL RELEASE

the highest ratio of men working in Elementary Occupation. Bacacay has 28.48 percent, Camalig has 26.14 percent, Daraga has 21.68 percent, Legazpi City has 23.42 percent, Malilipot has 30.03 percent, Malinao has 32.54 percent, Polangui has 28.23 percent, Santo Domingo has 25.64 percent and Tabaco has 30.62 percent.

For women, nine (9) cities/municipalities have the highest ratio of women that are Service and Sales Workers, this cities/municipalities are Camalig (20.87 percent), Daraga (21.42 percent), Guinobatan (25.32 percent), Legazpi City (26.23 percent), Libon (25.38 percent), City of Ligao (27.80 percent), Pio Duran (28.09 percent), Santo Domingo (22.30 percent) and City of Tabaco (26.12 percent). There are five (5) municipalities where most of the women have Elementary Occupation, this are Jovellar (28.35 percent), Manito (27.94 percent), Oas (26.96 percent), Polangui (26.17 percent) and Rapu-Rapu (26.79 percent). While among the remaining four (4) municipalities, most of the women are involved in Craft and Related Trades. They are Bacacay (31.08 percent), Malilipot (29.61 percent), Malinao (22.53 percent) and Tiwi (35.46 percent). The complete count of population from each occupation group by sex and city municipality is available in Table 7.

Most male and female births are recorded in Legazpi City

Based on the preliminary data on registered birth for 2021*, more male (8,799 or 51.69 percent) than female (8,224 or 48.31 percent). Most of the registered male births in Albay in 2021* came from Legazpi City with total of 1,352 out of 8,799 or 15.37 percent followed by Tabaco City with 905 or 10.29 percent and the third is from Daraga with 829 or 9.42 percent. Municipalities with least registered male births are Jovellar, Manito and Rapu-Rapu with 102 or 1.16 percent, 170 or 1.93 percent and 178 or 2.02 percent, respectively.



Among registered female births in Albay in 2021* came from Legazpi City as well, with total of 1,183 out of 8,224 or 14.38 percent. This is followed by Tabaco City with 856 or 10.41 percent registered birth and the third is from Daraga with 777 or 9.45 percent. Municipalities with least registered female births are Jovellar, Manito and Rapu-Rapu with 88 or 1.07 percent, 157 or 1.91 percent and 167 or 2.03 percent, respectively.

*Note: Figures are based on the preliminary figures on the number of registered vital events as of December 31, 2021



SPECIAL RELEASE

124 male deaths of every 100 female deaths

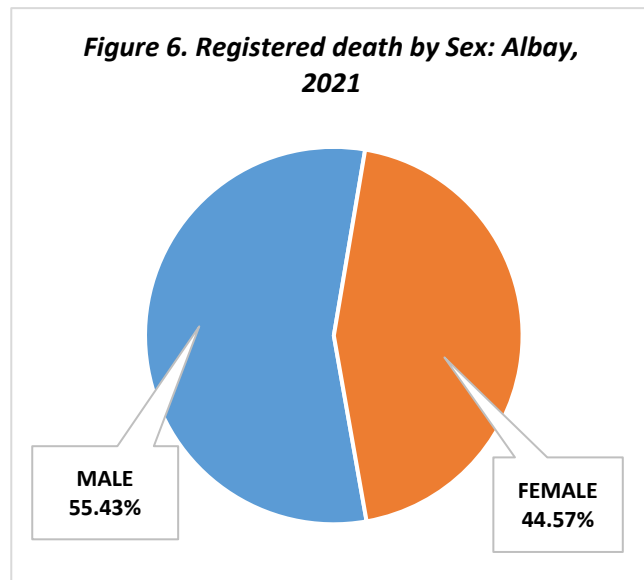
A total of 11,091 deaths were recorded in Albay for 2021* based on the preliminary data on registered death for 2021. There are 6,148 (55.71 percent) male deaths compared to 4,943 (44.29 percent) recorded female deaths for 2021. This translates to 124 male deaths for every 100 female deaths.

Most of the male deaths recorded in Albay are from Legazpi City with total of 962 or 15.65 percent followed by Tabaco City with 633 or 10.30 percent deaths and Daraga with 565 or 9.19 percent to the total male deaths.

Among women, the top three (3) cities/municipalities with most number of recorded death are Legazpi City is with 696 or 14.08 percent, Tabaco city with 547 or 11.07 percent and Daraga with 493 or 9.97 percent.

The top three (3) municipalities with least male death recorded for 2021 are Jovellar, Manito, and Rapu-Rapu where Jovellar only have 76 or 1.24 percent, Manito have 86 or 1.40 percent and Rapu-Rapu have 112 or 1.82 percent deaths. This municipalities are also the least contributors to the total recorded death for women such as Jovellar only has 65 or 1.31 percent, Manito has 78 or 1.58 percent and Rapu-Rapu has 81 or 1.64 percent deaths compared to the total female deaths. It is also worth mentioning that for all the 18 cities/municipalities, male deaths are always greater than female deaths. For the complete list of all deaths by sex and by cities/municipalities, please refer to table 8.

*Note: Figures are based on the preliminary figures on the number of registered vital events as of December 31, 2021





SPECIAL RELEASE

Table 6. Total Population 5 Years Old and Over by Highest Grade/Year Completed, Sex, and City/Municipalities of Albay, 2015

	ALBAY	BACACAY	CANALIG	DARAGA (LOCSINI)	GUINOBATAN	JOVELLAR	LEGAZPI CITY (Capitol)	LIBON	CITY OF UGAO	MALLIPIOT	MALINAO	MANITO	OAS	PIO DURAN	POLANGUI	RAPU-RAPU	SANTO DOMINGO (LIBOG)	CITY OF TABACO	TWI
Male	590,636	30,879	30,199	56,791	37,035	7,895	87,910	33,562	50,242	16,802	20,438	11,143	30,718	20,966	39,721	16,650	15,889	59,905	23,891
No Grade Completed	16,400	855	852	1,343	1,061	213	2,019	1,072	1,507	501	569	389	937	655	1,133	611	393	1,591	699
Pre-School	17,385	1,002	828	1,589	981	224	2,617	1,155	1,630	525	675	335	970	640	1,116	630	468	1,885	715
Special Education	512	29	20	90	30	-	115	16	16	11	15	3	16	19	11	1	21	80	19
Elementary	240,409	13,621	12,899	18,953	14,901	4,186	29,475	16,179	21,434	6,542	9,463	5,380	13,377	10,371	15,394	9,493	5,784	22,928	10,029
1st - 4th Grade	101,538	5,542	4,765	7,993	5,765	1,391	13,254	6,277	8,985	3,017	4,319	2,265	5,391	3,967	6,487	4,169	2,541	10,594	4,816
5th - 6th Grade	31,120	1,657	1,483	2,393	1,777	488	3,765	2,024	2,774	902	1,463	731	1,714	1,167	2,013	1,276	812	3,326	1,355
Graduate	107,751	6,422	6,651	8,567	7,359	2,307	12,456	7,878	9,675	2,623	3,681	2,384	6,272	5,237	6,894	4,048	2,431	9,008	3,858
High School	206,068	10,508	11,019	19,933	13,343	2,754	28,984	11,441	17,402	5,949	7,103	3,951	11,164	7,158	14,748	4,671	5,870	21,170	8,900
Undergraduate	91,223	4,751	4,592	8,260	5,701	1,325	13,135	5,303	7,846	2,694	3,320	2,006	4,972	3,168	6,011	2,519	2,357	9,521	3,742
Graduate	114,845	5,757	6,427	11,673	7,642	1,429	15,849	6,138	9,556	3,255	3,783	1,945	6,192	3,990	8,737	2,152	3,513	11,649	5,158
Post-Secondary	13,122	642	472	1,414	720	82	2,782	419	1,025	733	358	196	629	240	692	82	615	1,614	407
Undergraduate	1,187	95	12	94	29	8	195	29	63	71	46	20	78	14	40	7	104	211	71
Graduate	11,935	547	460	1,320	691	74	2,587	390	962	662	312	176	551	226	652	75	511	1,403	336
College Undergraduat	45,834	2,155	2,010	5,703	2,617	249	9,470	1,769	3,780	1,336	1,314	547	1,762	1,115	3,305	674	1,355	5,109	1,564
Academic Degree Hol.	48,790	2,006	2,055	7,552	3,290	183	12,089	1,420	3,340	1,171	916	332	1,789	721	3,235	453	1,337	5,393	1,508
Post Baccalaureate	913	26	27	180	65	4	296	9	46	17	11	6	26	16	41	6	25	94	18
Not Stated	603	35	17	34	27	-	63	82	62	17	14	4	48	31	46	29	21	41	32
Female	581,540	30,255	29,487	57,140	36,835	7,506	89,149	32,543	48,742	16,815	19,686	10,591	29,606	20,383	39,024	15,588	15,424	59,452	23,314
No Grade Completed	14,726	710	716	1,264	914	182	1,898	916	1,362	485	555	343	802	610	1,077	500	340	1,465	587
Pre-School	15,933	843	750	1,383	865	178	2,357	980	1,451	454	547	326	868	610	1,065	553	398	1,675	630
Special Education	295	11	6	44	10	-	50	15	15	7	15	5	12	11	7	1	11	56	19
Elementary	211,677	11,972	11,281	17,072	13,190	3,427	26,279	14,141	18,799	5,972	8,007	4,492	11,908	8,832	14,048	7,732	5,284	20,172	9,069
1st - 4th Grade	84,761	4,657	4,146	6,848	4,849	1,144	11,247	5,339	7,499	2,505	3,245	1,850	4,645	3,306	5,748	3,159	2,141	8,693	3,740
5th - 6th Grade	26,710	1,457	1,303	2,083	1,628	368	3,254	1,794	2,469	756	1,168	556	1,473	1,017	1,711	1,003	665	2,730	1,275
Graduate	100,206	5,858	5,832	8,141	6,713	1,915	11,778	7,008	8,831	2,711	3,594	2,086	5,790	4,509	6,589	3,570	2,478	8,749	4,054
High School	195,630	9,911	10,423	18,460	12,867	2,794	27,669	11,165	16,480	5,546	6,817	3,826	10,151	7,477	13,726	4,911	5,310	20,444	7,653
Undergraduate	81,890	4,276	3,967	7,163	5,047	1,193	11,433	5,102	7,098	2,309	3,031	1,714	4,279	3,120	5,424	2,576	2,071	8,675	3,412
Graduate	113,740	5,635	6,456	11,297	7,820	1,601	16,236	6,063	9,382	3,237	3,786	2,112	5,872	4,357	8,302	2,335	3,239	11,769	4,241
Post-Secondary	18,029	825	729	1,759	1,098	154	3,564	687	1,434	792	603	244	1,068	388	1,244	124	667	2,084	565
Undergraduate	949	56	20	66	43	5	143	30	54	49	41	22	90	16	46	-	68	150	50
Graduate	17,080	769	709	1,693	1,055	149	3,421	657	1,380	743	562	222	978	372	1,198	124	599	1,934	515
College Undergraduat	52,623	2,549	2,392	6,317	3,022	379	10,250	2,197	4,403	1,510	1,624	723	2,113	1,290	3,625	869	1,432	5,784	2,144
Academic Degree Hol.	70,591	3,339	3,132	10,506	4,719	390	16,533	2,381	4,689	2,009	1,475	619	2,595	1,133	4,129	872	1,945	7,547	2,578
Post Baccalaureate	1,616	69	44	322	129	1	501	27	75	21	28	12	50	19	69	6	29	177	37
Not Stated	420	26	14	13	21	1	48	34	34	19	15	1	39	13	34	20	8	48	32





SPECIAL RELEASE

Table 7. Total Population 15 Years Old and Over by Occupation, Sex, and City/Municipalities of Albay, 2015

	ALBAY	BACACAY	CAMALIG	DARAGA (LOCSIN)	GUINOBATAN	JOVELLAR	LEGAZPI CITY (Capitol)	LIBON	CITY OF LIGAO	MALILIPOT	MALNAO	MANITO	OAS	PIO DURAN	POLANGUI	RAPU-RAPU	SANTO DOMINGO (LIBON)	CITY OF TABACO	TWI
Male	319,701	15,542	16,893	31,533	21,509	4,640	47,065	17,905	27,261	8,446	10,702	6,422	16,026	11,774	22,164	9,044	8,538	31,743	12,494
Managers	14,045	577	706	1,854	923	142	2,630	484	1,087	354	390	153	601	403	1,050	262	296	1,406	727
Professionals	9,670	375	391	1,558	611	34	2,677	277	666	218	163	65	331	118	574	105	223	1,007	277
Technicians and Associate Professionals	9,975	367	388	1,600	571	25	2,546	237	708	238	150	122	233	127	655	58	264	1,343	343
Clerical Support Workers	8,745	324	408	1,395	465	35	2,590	180	644	217	128	55	210	128	473	58	270	1,002	163
Service and Sales Workers	36,950	1,456	1,912	4,732	2,335	292	7,511	1,215	3,112	1,045	1,143	487	1,464	1,116	2,354	314	1,153	3,981	1,268
Skilled Agricultural Forestry and Fishery Workers	79,060	4,255	4,199	4,604	5,691	2,093	4,924	8,370	7,818	1,018	2,950	2,372	5,440	5,272	5,053	4,520	1,720	5,709	3,052
Craft and Related Trades Workers	41,588	2,173	2,248	4,828	2,776	502	6,850	1,593	2,709	1,852	1,266	837	1,272	1,271	2,873	592	1,183	4,172	2,591
Plant and Machine Operators and Assemblers	34,673	1,499	2,158	3,865	2,747	335	6,037	1,487	2,672	930	992	533	1,247	971	2,762	864	1,162	3,289	1,123
Elementary Occupations	83,286	4,426	4,415	6,837	5,251	1,169	11,024	3,920	7,686	2,536	3,482	1,763	5,149	2,317	6,258	2,242	2,189	9,721	2,901
Armed Forces Occupations	1,075	43	48	165	111	12	191	65	105	8	28	30	39	26	74	3	56	59	12
Other Occupation Not Elsewhere Classified	-	-	-	-	-	-	-	-	-	-	-	-	-	-	-	-	-	-	-
Not Reported	634	47	20	35	28	1	85	77	54	30	10	5	40	25	38	26	22	54	37
Female	155,097	7,638	7,968	20,079	9,404	1,644	28,537	5,899	10,617	4,938	5,508	2,412	5,724	3,599	9,845	2,501	4,054	16,569	8,161
Managers	21,999	921	1,015	3,107	1,493	215	3,951	827	1,535	591	831	258	872	515	1,478	375	551	2,467	997
Professionals	18,419	923	817	2,605	1,238	126	3,745	761	1,368	511	431	218	772	408	1,149	303	490	1,913	641
Technicians and Associate Professionals	9,872	326	462	1,507	597	52	2,507	242	629	258	206	89	274	113	518	68	280	1,464	280
Clerical Support Workers	13,276	498	516	2,290	768	46	4,081	274	743	306	224	110	296	177	675	98	471	1,404	299
Service and Sales Workers	36,437	1,191	1,663	4,301	2,381	303	7,484	1,497	2,952	955	1,116	539	1,378	1,011	2,516	423	904	4,327	1,496
Skilled Agricultural Forestry and Fishery Workers	5,372	152	291	450	456	140	464	493	548	73	318	207	282	208	382	131	119	359	299
Craft and Related Trades Workers	17,923	2,374	1,592	2,502	700	280	1,133	455	276	1,462	1,241	298	247	164	452	404	396	1,053	2,894
Plant and Machine Operators and Assemblers	984	58	66	108	50	10	121	48	47	34	36	12	33	30	69	10	50	143	59
Elementary Occupations	30,346	1,163	1,534	3,184	1,702	466	4,970	1,264	2,486	736	1,087	674	1,543	960	2,576	670	776	3,385	1,170
Armed Forces Occupations	60	7	3	5	5	2	21	3	2	2	1	1	1	1	3	-	3	-	-
Other Occupation Not Elsewhere Classified	-	-	-	-	-	-	-	-	-	-	-	-	-	-	-	-	-	-	-
Not Reported	409	25	9	20	14	4	60	35	31	10	17	6	26	12	27	19	14	54	26





REPUBLIC OF THE PHILIPPINES
PHILIPPINE STATISTICS AUTHORITY
 ALBAY

SPECIAL RELEASE

Table 8. Registered birth and death by sex and city/municipalities of Albay, 2021

REGION, PROVINCE, CITY/MUNICIPALITY	Number of Live Births by Sex and by Usual Residence of Mother* (January to December 2021)			Number of Deaths by Sex and by Usual Residence of Deceased** (January to December 2021)		
	Both Sexes	Male	Female	Both Sexes	Male	Female
TOTAL	1,237,748	645,578	592,170	829,955	462,994	366,961
REGION V (BICOL REGION)	80,480	41,987	38,493	47,231	26,311	20,920
ALBAY	17,023	8,799	8,224	11,091	6,148	4,943
Bacacay	975	498	477	664	372	292
Camalig	836	414	422	642	343	299
Daraga (Locsin)	1,606	829	777	1,058	565	493
Guinobatan	1,052	567	485	773	429	344
Jovellar	190	102	88	141	76	65
City of Legazpi (Capital)	2,535	1,352	1,183	1,658	962	696
Libon	956	488	468	563	313	250
City of Ligao	1,577	802	775	981	554	427
Malilipot	542	273	269	327	188	139
Malinao	609	302	307	385	213	172
Manito	327	170	157	164	86	78
Oas	716	375	341	505	281	224
Pio Duran	673	351	322	334	183	151
Polangui	1,134	599	535	763	414	349
Rapu-Rapu	345	178	167	193	112	81
Santo Domingo (Libog)	405	202	203	337	178	159
City of Tabaco	1,761	905	856	1,180	633	547
Tiwi	784	392	392	423	246	177

*Note: Figures are based on the preliminary figures on the number of registered vital events as of December 31, 2021

CECIL G. BRONDIAL
 Chief Statistics Officer



Management System
 ISO 9001:2015
 www.tuv.com
 ID 9108640991



G/F PSA Bldg., Regional Site, Brgy. 42 - Rawis
 Legazpi City 4500
 Telephone: 742-9710
psaalbay@gmail.com