



SPECIAL RELEASE

Registered Deaths in Albay, 2020 (Preliminary, as of 30 September 2021)

Date of Release: 15 February 2022

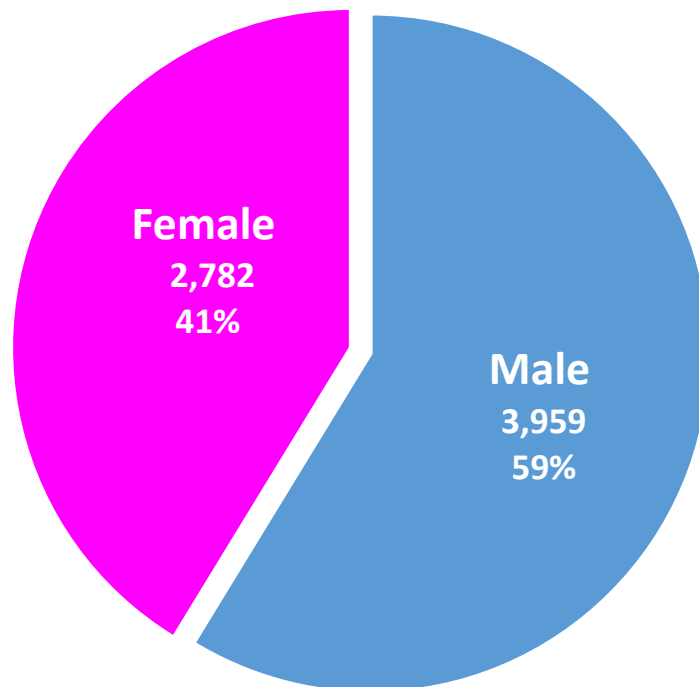
Reference No. 2021- 004

Data on deaths presented were obtained from the timely and late registered deaths at the Office of the City/Municipal Registrars throughout the province and submitted to the Office of the Civil Registrar General through the Philippine Statistics Authority (PSA)- Provincial Offices (POs) for encoding. Information presented includes the deaths that occurred from January 2020 until December 2020. Figures presented herein are still preliminary and may differ in the final counts. Deaths of Filipinos abroad are not yet included in the data, only those who died in the country but whose usual residence is abroad.

Average of 18 deaths daily

Reported deaths for the province of Albay reached 6,741 for 2020. An average of 18 persons died daily for 2020. This translates to 1 death every hour. Albay contributed 1.1 percent recorded deaths (6,741 out of 613,942) from the total death record of the country or 19.4 percent of the total deaths from Bicol region (34,789 deaths).

Figure 1. Percent Distribution of Registered deaths by Sex, Albay: 2020





SPECIAL RELEASE

More male deaths recorded than female

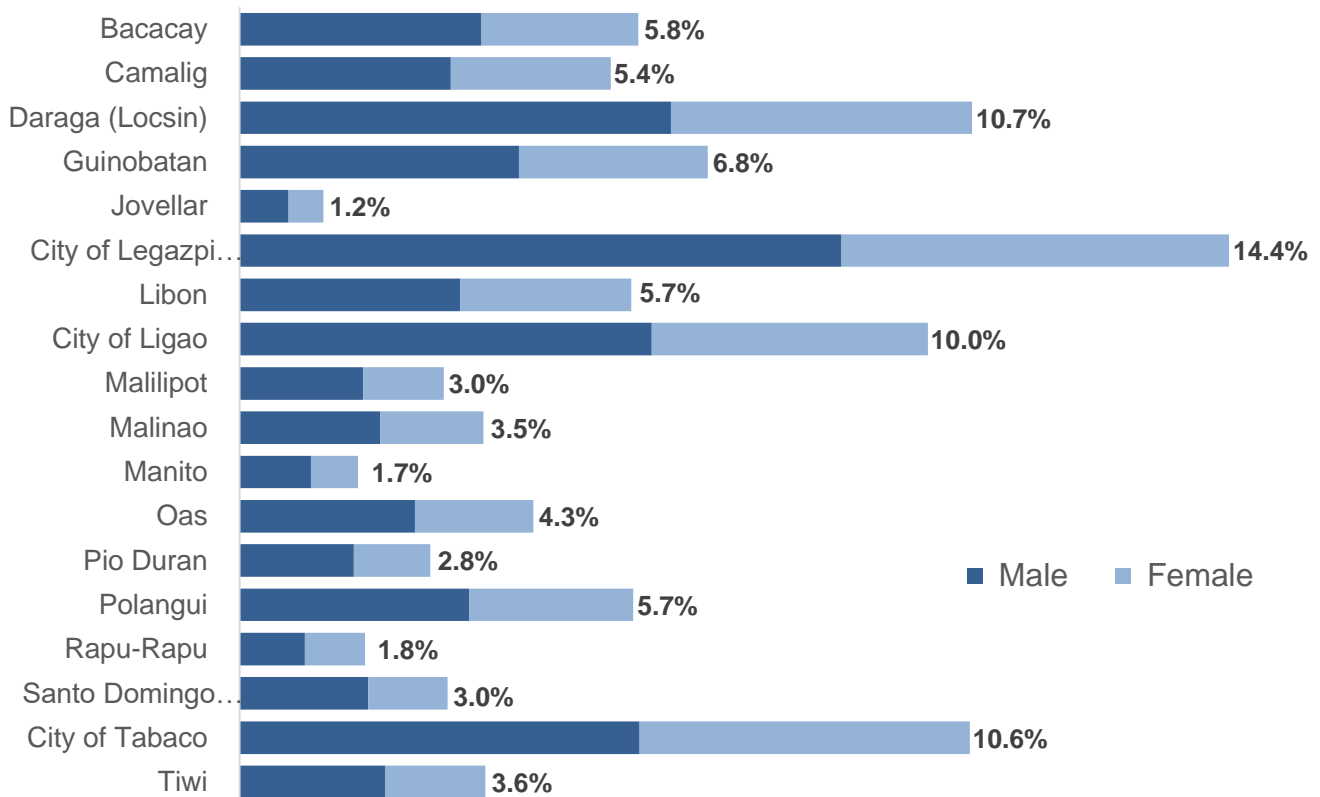
In 2020, more males (3,959 or 58.7%) recorded deaths than females (2,782 or 41.3%), with ratio of 142 male deaths for every 100 female deaths. (Figure 1)

Legazpi City has the highest deaths within the province

Top three municipalities with highest recorded death based on their usual residence are Legazpi City, with 970 or 14.4 percent of the province, followed by Daraga (Locsin) with 718 or 10.7 percent and third is City of Tabaco with 716 or 10.6 percent.

The municipality with least recorder death is Jovellar with only 82 deaths or 1.2 percent, followed by Manito with 116 deaths or 1.7 percent and Rapu-Rapu with 123 or 1.8 percent.

Figure 2. Percent Distribution of Registered Death by Sex and City/Municipality, Albay: 2020



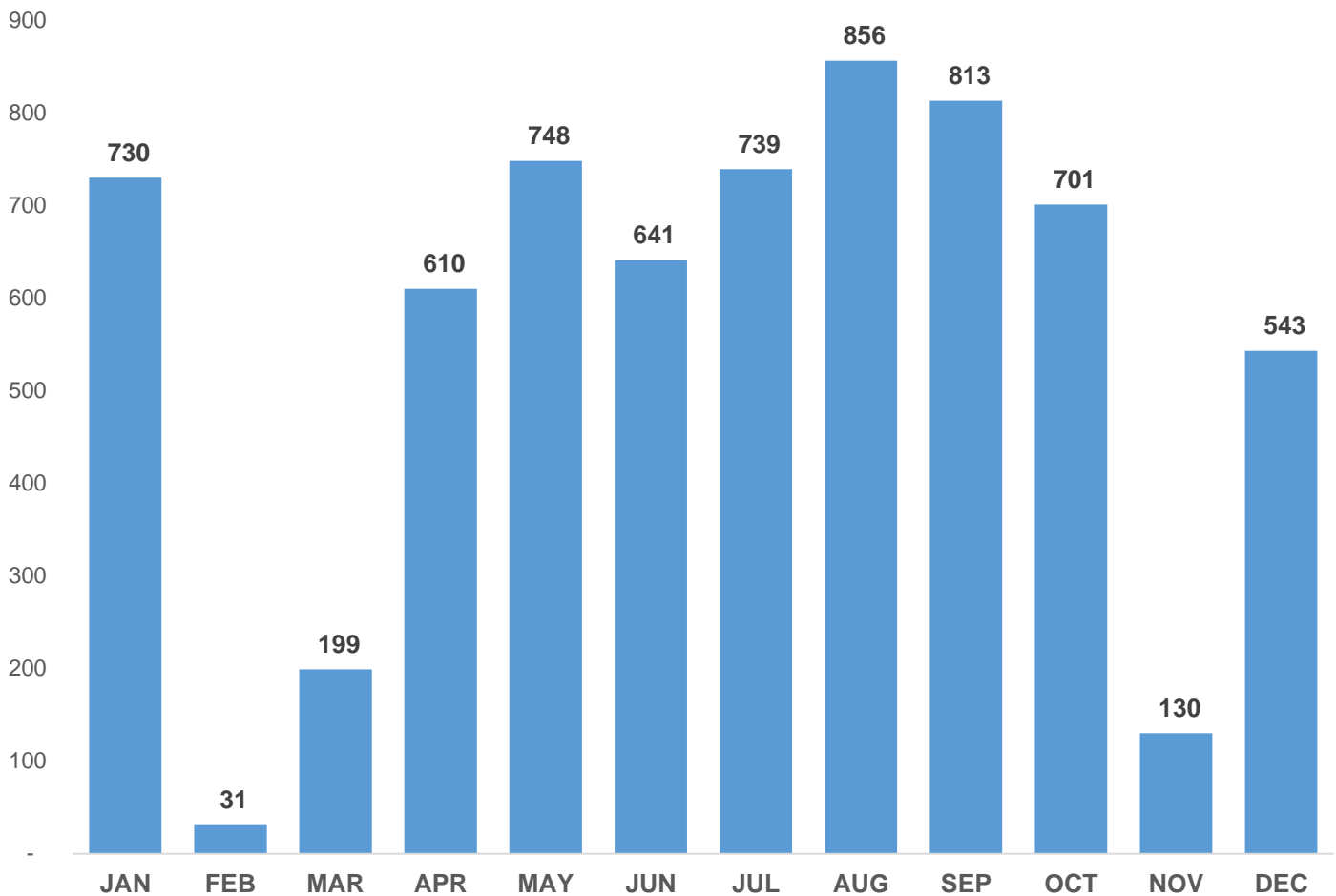


SPECIAL RELEASE

August has the greatest number of recorded deaths

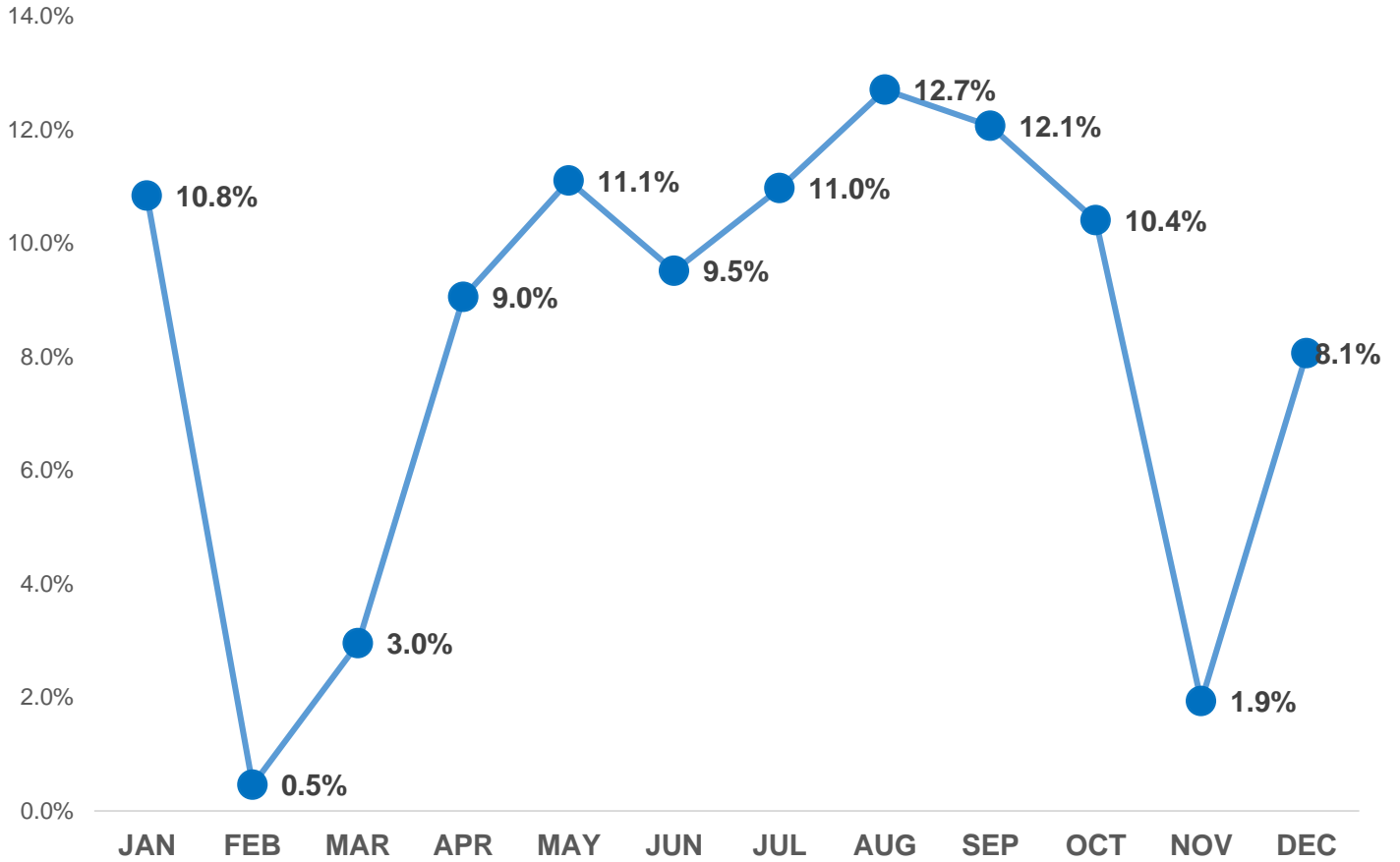
In 2020, most registered deaths occurred in August at 856 or 12.7 percent of the total deaths in the province. It was followed by the months of September (12.1% share), May (11.1%), and July (11%). On the other hand, the month of February had the least number of deaths (0.5%). (Table 2 and Figure 3)

Figure 3. Number and Percent Distribution of Registered Live Births by Month of Occurrence, Philippines: 2020





SPECIAL RELEASE





SPECIAL RELEASE

Table 1. Number of Registered Deaths by Sex and City/Municipality, Albay:2020

REGION, PROVINCE, CITY/MUNICIPALITY	Number of Deaths by Sex and by Usual Residence of Deceased		
	Both Sexes	Male	Female
ALBAY	6,741	3,959	2,782
Bacacay	391	237	154
Camalig	364	207	157
Daraga (Locsin)	718	423	295
Guinobatan	459	274	185
Jovellar	82	48	34
City of Legazpi (Capital)	970	590	380
Libon	385	216	169
City of Ligao	674	403	271
Malilipot	200	121	79
Malinao	239	138	101
Manito	116	70	46
Oas	288	172	116
Pio Duran	187	112	75
Polangui	385	224	161
Rapu-Rapu	123	64	59
Santo Domingo (Libog)	204	126	78
City of Tabaco	716	392	324
Tiwi	240	142	98



SPECIAL RELEASE

Table 2. Number of Registered Deaths by Month and City/Municipality, Albay:2020

REGION, PROVINCE, CITY/MUNICIPALITY	Number of Deaths by Month of Occurrence and by Usual Residence of Deceased**												
	Total	JAN	FEB	MAR	APR	MAY	JUN	JUL	AUG	SEP	OCT	NOV	DEC
ALBAY	6,741	730	31	199	610	748	641	739	856	813	701	130	543
Bacacay	391	38	4	14	49	49	32	50	47	50	40	4	14
Camalig	364	45	-	9	37	41	41	35	41	31	37	13	34
Daraga (Locsin)	718	66	-	16	63	76	62	84	105	78	62	18	88
Guinobatan	459	62	1	14	37	45	47	42	61	64	44	6	36
Jovellar	82	8	-	3	6	9	5	6	8	8	8	4	17
City of Legazpi	970	98	3	49	101	112	112	122	128	123	100	5	17
Libon	385	43	6	13	30	38	29	43	36	48	42	10	47
City of Ligao	674	64	-	8	37	74	68	67	86	93	71	18	88
Malilipot	200	30	2	3	18	24	13	28	27	25	18	5	7
Malinao	239	26	3	12	25	28	12	26	40	17	21	3	26
Manito	116	17	-	4	8	16	8	13	11	12	11	3	13
Oas	288	33	-	5	23	42	36	24	37	32	39	4	13
Pio Duran	187	17	-	10	20	20	16	23	19	29	25	1	7
Polangui	385	41	3	8	33	41	46	49	42	53	41	7	21
Rapu-Rapu	123	9	1	9	12	13	5	17	15	15	9	7	11
Santo Domingo	204	30	-	6	14	24	24	22	25	23	28	-	8
City of Tabaco	716	74	4	13	71	67	57	68	98	79	78	21	86
Tiwi	240	29	4	3	26	29	28	20	30	33	27	1	10

CECIL G. BRONDIAL
 Chief Statistics Officer

