



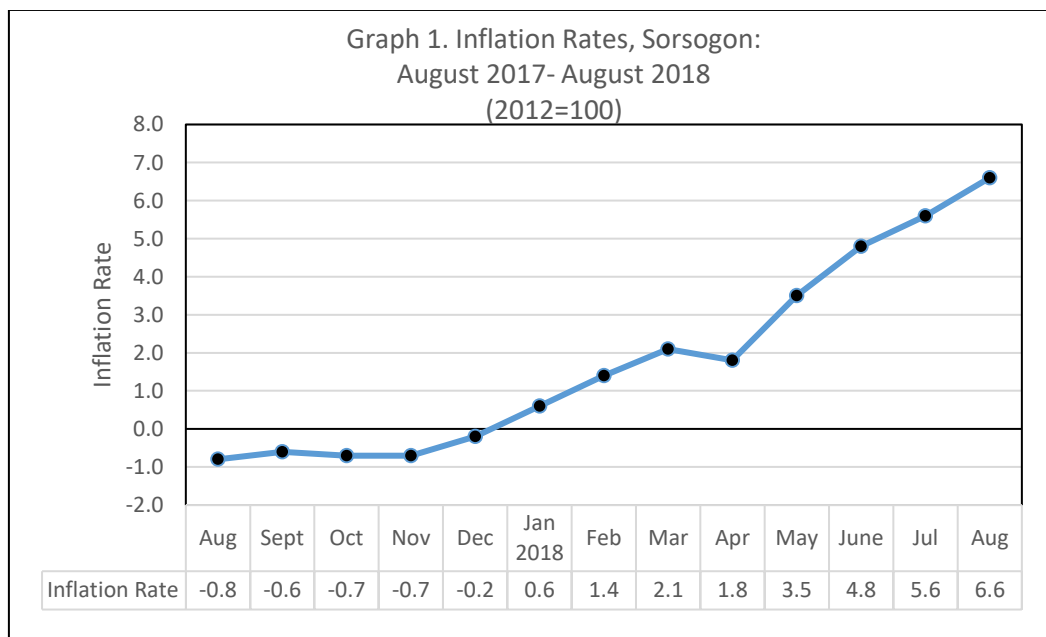
SPECIAL RELEASE

CONSUMER PRICE INDEX FOR ALL INCOME HOUSEHOLDS IN SORSOGON: August 2018 (2012=100)

Date of Release: September 28, 2018
Reference No. 2018-16

PRICE SITUATION: Year-on-Year

The year-on-year inflation rate (IR) for the province of Sorsogon using 2012 as base year for the reference month August 2018 posted at 6.6 percent. This is higher by 1.0 percentage points than IR posted in July 2018 which was 5.6 percent. The IR a year ago was -0.7 percent. (Refer to Graph 1)

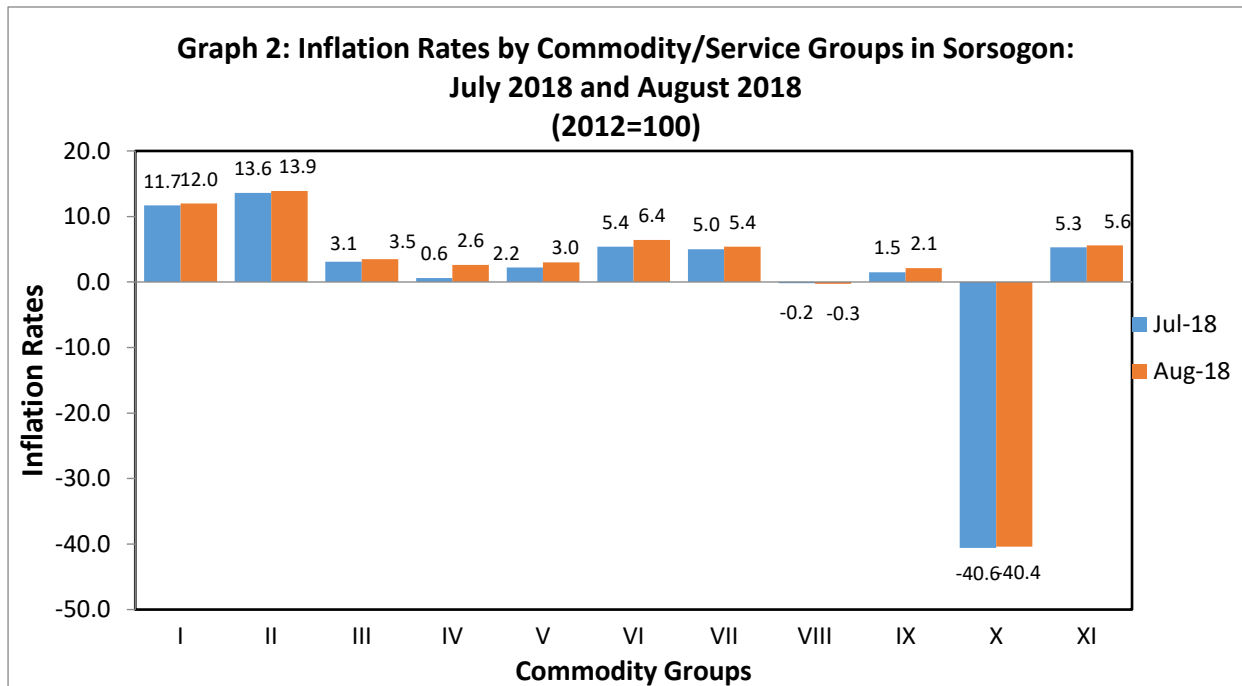


The current IR movement could be attributed to Non-Food items with 1.4 percentage point increase. Food, Beverages and Tobacco, meanwhile, only has an average of 0.3 percentage point increase.

Among commodity group I, significant increase were registered on Fish, Vegetables and Sugar, Jam, Honey, Chocolate and Confectionery with 3.3, 3.1 and 7.6 percentage points marked up. Rice, on the other hand, decreased by 1.0 percentage points along with Meat and Fruits with 1.1 and 0.9 percentage points marked down respectively.



Non-Food items posted significant an increase of 1.4 percentage points. Contributory to the increase was commodity group IV with 2.0 percentage point increase along with commodity group VI with also an increase of 1.0 percentage points. Most of the commodity groups have increased except for commodity group VIII. (Refer to Graph 2)



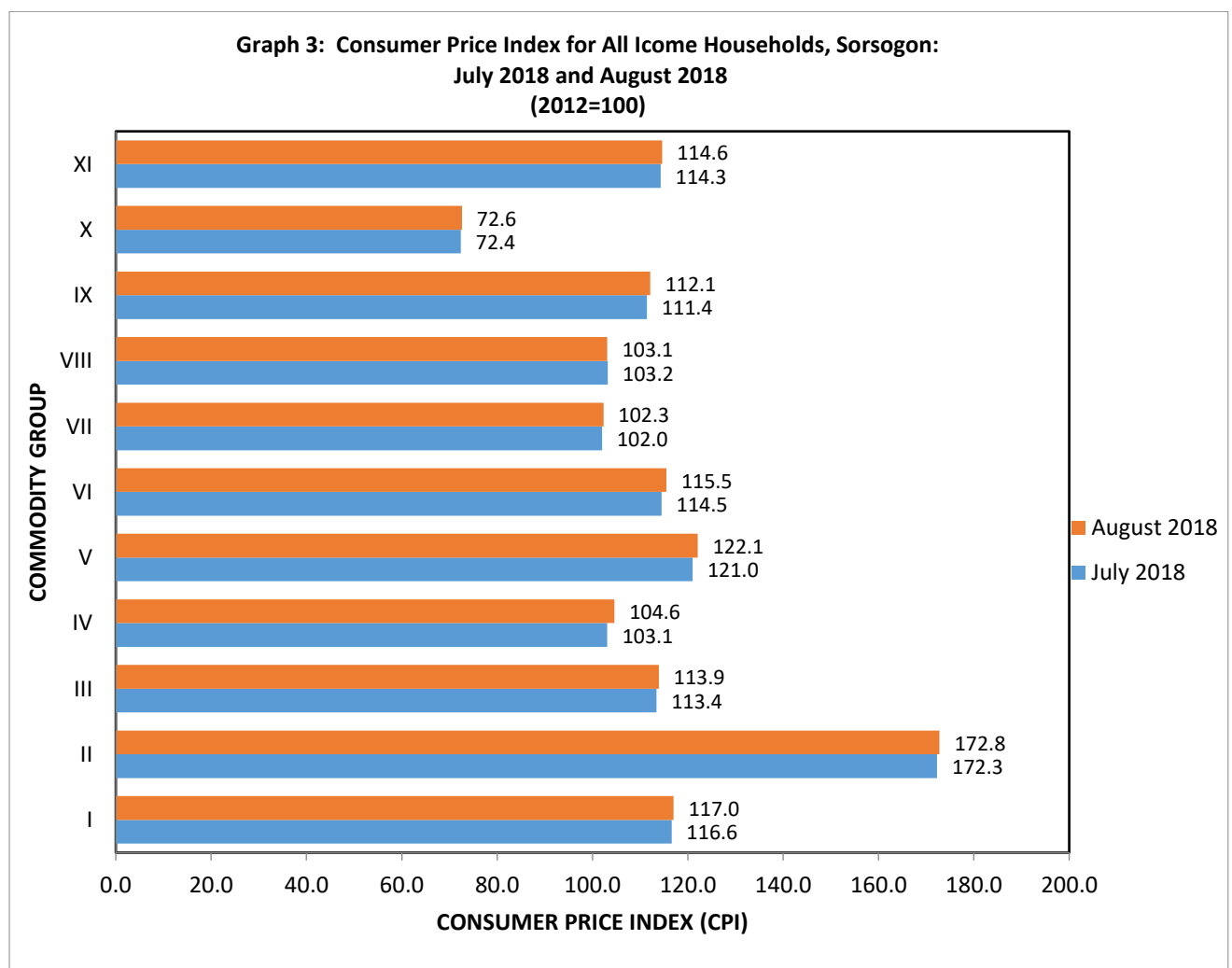
- I. Food and Non-Alcoholic Beverages
- II. Alcoholic and Beverages and Tobacco
- III. Clothing and Footwear
- IV. Housing, Water, Electricity, Gas and other Fuels
- V. Furnishing, Household Equipment and Routine Maintenance of the House
- VI. Health
- VII. Transport
- VIII. Communication
- IX. Recreation and Culture
- X. Education
- XI. Restaurants and Miscellaneous and Services



PRICE SITUATION: Month-on-Month

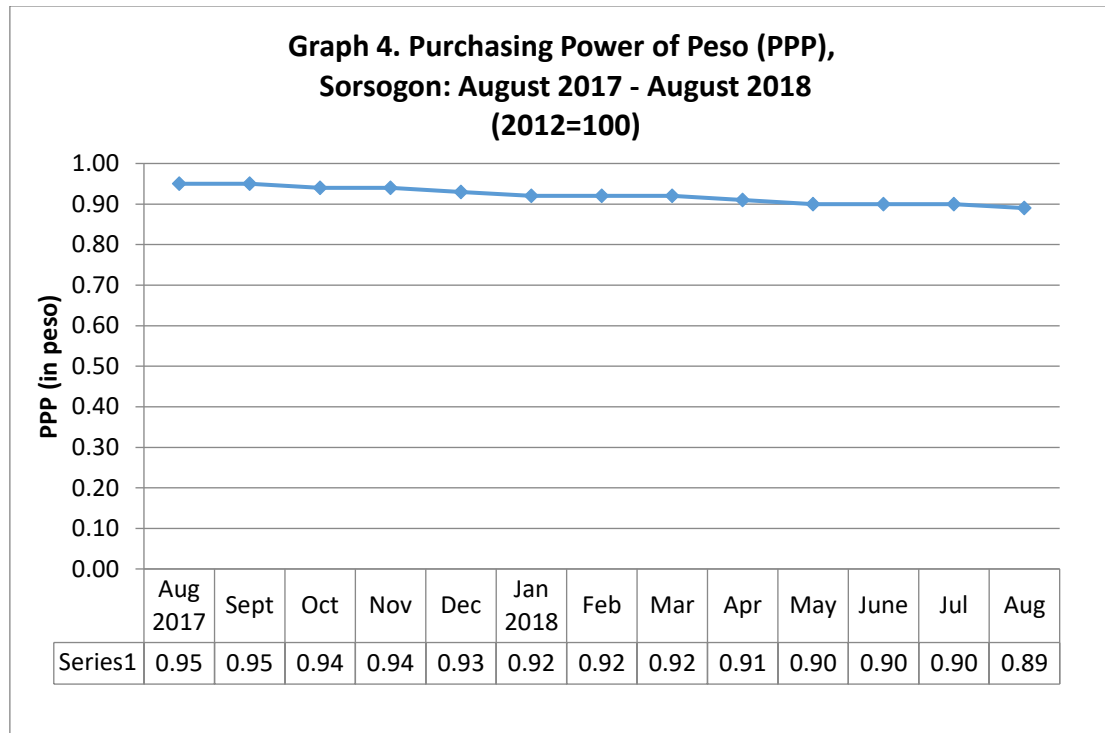
On a monthly basis, the consumer price index (CPI) for all income households in the province of Sorsogon was 111.8 in August 2018. This was 0.72 percent higher than last month's CPI of 111.0. This also means that the general prices for the province of Sorsogon increased by 11.8 percent with the 2012 base year.


Significant changes were recorded on commodity group IV with 1.45 percent increase. Most of the commodity groups registered slight increase of less than one percent except for commodity group VIII with 0.1 percent decrease. (Refer to Graph 3)





The purchasing power of peso (PPP) in the province of Sorsogon for this month is 0.89 pesos. This means that a peso with 2012 base year is worth 89 centavos in August 2018 for the province of Sorsogon. The PPP a year ago was 0.95 pesos. (Refer to Graph 4)




ELVIRA O. APOGÑOL
Chief, Statistical Specialist
PSA- Sorsogon PSO