



SPECIAL RELEASE

CONSUMER PRICE INDEX FOR ALL INCOME HOUSEHOLDS IN CATANDUANES AUGUST 2021 (2012=100)

Date of Release: 8 September 2021
Reference No. 2021-09-001-CT

PRICE SITUATION: YEAR-ON-YEAR

Inflation Rate in Catanduanes accelerates to 8.2 in August 2021

The Inflation Rate (IR) in Catanduanes for August 2021 accelerated to 8.2 percent which translates to a Purchasing Power of the Peso of P 0.74. It is higher than the registered IR of 7.1 percent in July 2021. On the other hand, comparing it to the same period last year, a higher annual mark-up of 2.5 points was noted on inflation rate of 5.7 in the same period last year.

The upsurge in inflation for August 2021 was attributed to the Inflation Rates of the following Commodity Groups: Transport (37.9%); Furnishings, Household Equipment & Routine Maintenance of the House (9.3%); Alcoholic, Beverages & Tobacco (9.2%); Recreation and Culture (7.3%); Restaurants and Miscellaneous Goods & Services (6.6); Food & Non-Alcoholic Beverages (6.3%); Clothing and Footwear (4.6%); Health (4.5%); Housing, Water, Electricity, Gas & Other Fuels (2.8%); and Communication (0.2%).

Education commodity group retained its price index points for August 2021.

The CPI for all Income Households in all items in Catanduanes for the month of August 2021 registered at 135.5 index points which is higher compared to last month's registered index points of 134.2. A higher annual mark-up of 10.3 points was noted on CPI of 125.2 in the same period last year.

PRICE SITUATION: MONTH-ON-MONTH

On a month on month basis, general prices of consumer items accelerated by 1.0 percent compared to last month or from 134.2 price index points from July 2021 to 135.5 price index points during the month.

The acceleration was due to the increase in inflation of the following Commodity Groups: Housing, Water, Electricity, Gas & Other Fuels (1.7%); Food & Non-Alcoholic Beverages (1.5%); Clothing and Footwear (0.5%); Transport (0.2%); Health (0.1%); Recreation and Culture (0.1%); Alcoholic, Beverages and Tobacco (0.1%); and Restaurants and Miscellaneous Goods & Services (0.1%); .

Furnishings, Household Equipment & Routine Maintenance of the House; Communication; and Education commodity group retained its price indices during the month.

**Table 1. Consumer Price Index for All Income Households in Catanduanes
August 2020 and August 2021 (2012=100)**

Commodity Groups	August 2020	August 2021	Year-on-Year Change (%)
Food and Non-Alcoholic Beverages	123.9	131.7	6.3
Alcoholic Beverages & Tobacco	202.6	221.3	9.2
Non-Food	123.1	135.3	9.9
Clothing and Footwear	125.3	131.1	4.6
Housing, Water, Electricity, Gas & Other Fuels	125.5	129.0	2.8
Furnishings, Household Equipment & Routine Maintenance of the House	122.1	133.5	9.3
Health	115.8	121.0	4.5
Transport	118.8	163.8	37.9
Communication	100.5	100.7	0.2
Recreation and Culture	121.0	129.8	7.3
Education	77.8	77.8	0.0
Restaurants and Miscellaneous Goods & Services	132.3	141.0	6.6
ALL ITEMS	125.2	135.5	8.2

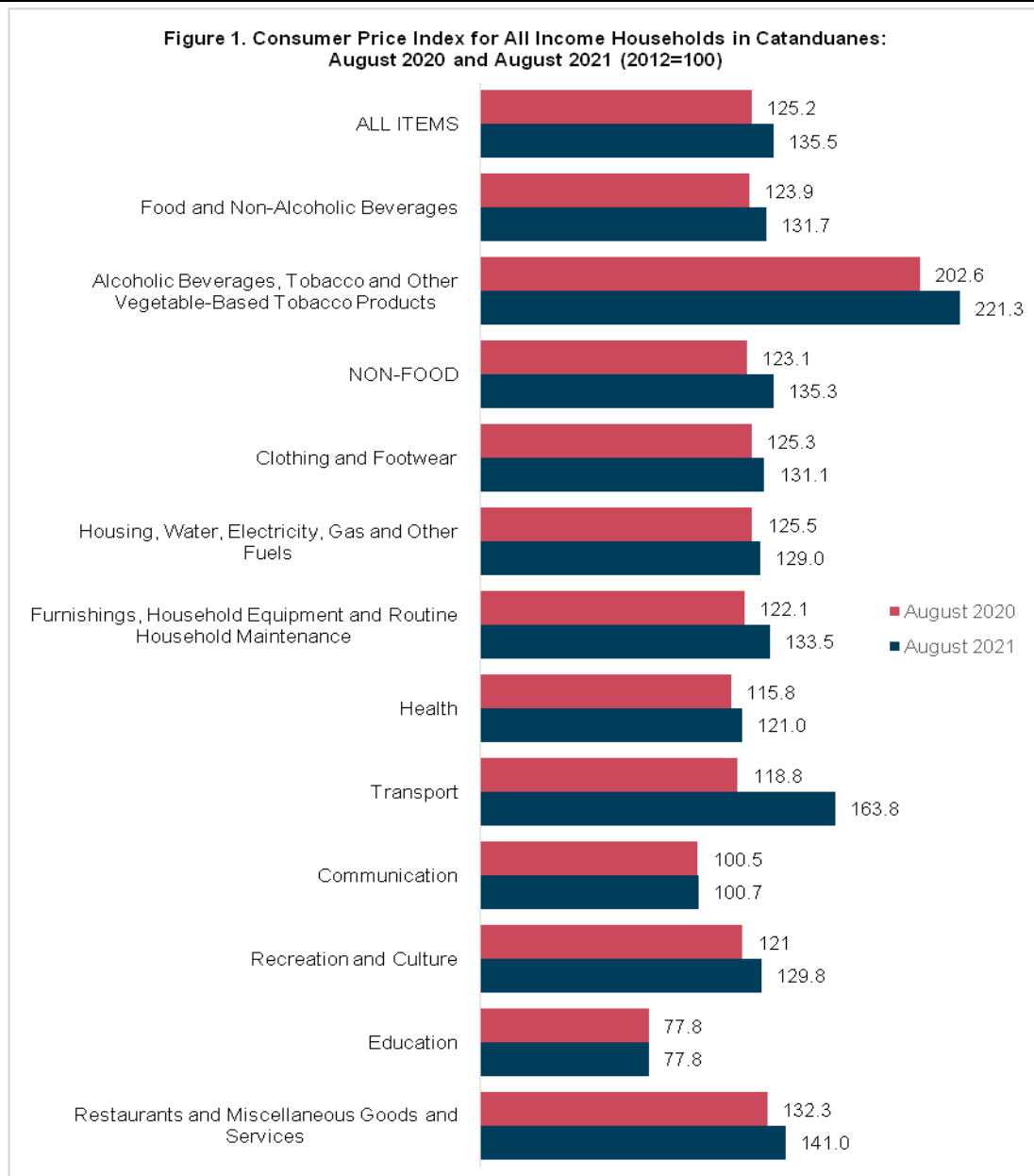


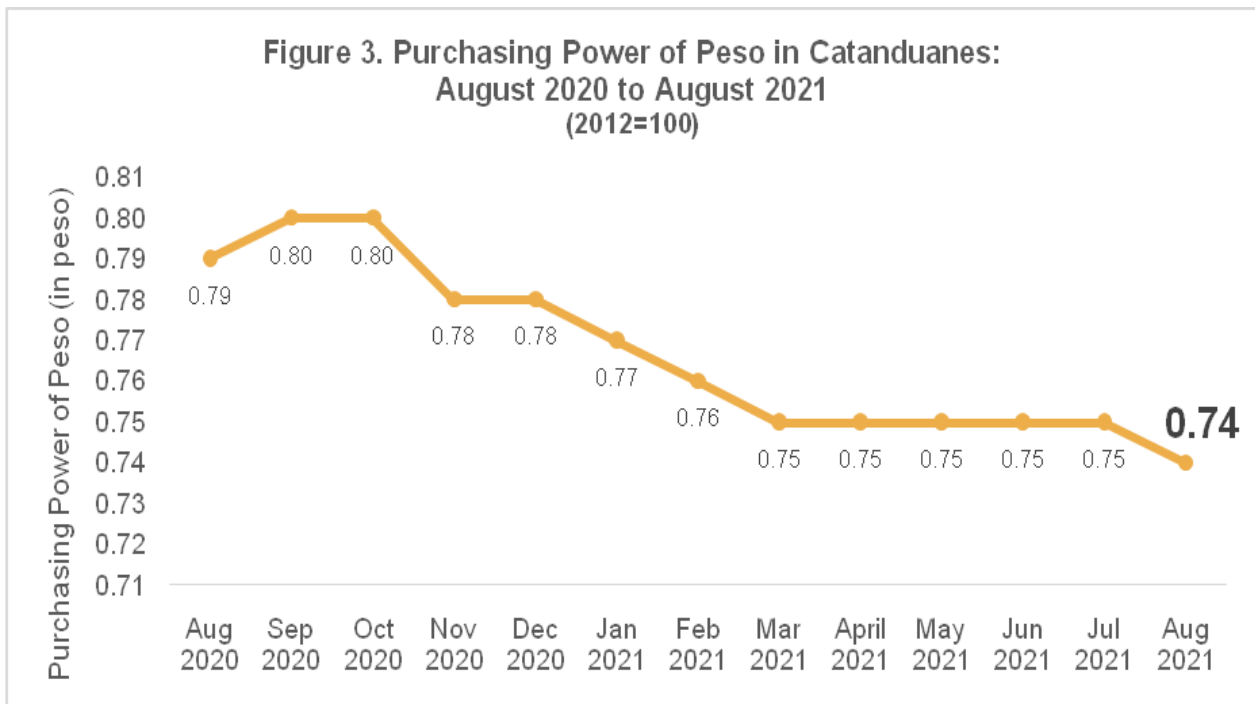
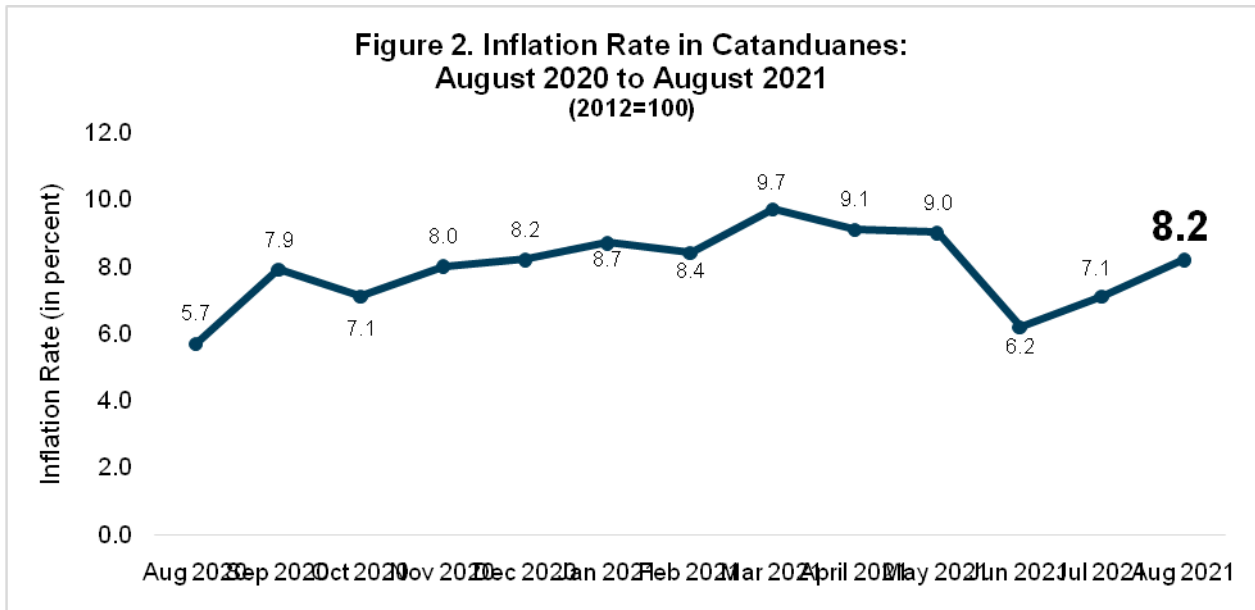
Table 2. Consumer Price Index for All Income Households in Catanduanes (2012=100): July 2021 and August 2021

COMMODITY GROUP	July 2021	August 2021	Month-on-Month Change (%)
ALL ITEMS	134.2	135.5	1.0
I. FOOD AND NON-ALCOHOLIC BEVERAGES	129.8	131.7	1.5
* Food	129.8	131.8	1.5
Bread and cereals	112.6	112.0	(0.5)
Rice	108.5	107.2	(1.1)
Corn	437.2	437.2	0.0
Other Cereals, Flour, Cereal Preparation, Bread, Pasta and Other Bakery Products	118.1	118.9	0.7
Meat	153.6	152.0	(1.0)
Fish and Seafood	145.5	152.1	4.5
Milk, cheese and eggs	122.7	123.4	0.6
Oils and fats	130.1	130.2	0.1
Fruit	165.2	171.0	3.5
Vegetables	154.7	168.1	8.7
Sugar, jam, honey, chocolate and confectionery	110.2	112.9	2.5
Food products N.E.C.	137.2	138.8	1.2
* Non-Alcoholic Beverages	129.8	129.7	(0.1)
II. ALCOHOLIC BEVERAGES AND TOBACCO	221.0	221.3	0.1
Alcoholic Beverages	178.9	179.4	0.3
Tobacco	271.8	271.8	0.0
NON-FOOD	134.5	135.3	0.6
III. CLOTHING AND FOOTWEAR	130.4	131.1	0.5
Clothing	128.3	128.6	0.2
Footwear	135.1	136.5	1.0
IV. HOUSING, WATER, ELECTRICITY, GAS AND OTHER FUELS	126.8	129.0	1.7
Actual Rentals for Housing	-	-	-
Maintenance and Repair of the Dwelling	132.4	133.9	1.1
Water Supply and Miscellaneous Services Relating to The Dwelling	103.5	103.5	0.0
Electricity, Gas and Other Fuels	130.7	133.4	2.1
V. FURNISHINGS, HOUSEHOLD EQUIPMENT AND ROUTINE HOUSEHOLD MAINTENANCE	133.5	133.5	0.0
Furniture and Furnishings, Carpets and Other Floor Coverings	125.6	125.6	0.0
Household Textiles	126.9	126.7	(0.2)
Household Appliances	143.5	143.5	0.0
Glassware, Tableware and Household Utensils	116.6	116.6	0.0
Tools and Equipment for House and Garden	-	-	-
Goods and Services for Routine Household Maintenance	146.2	146.3	0.1
VI. HEALTH	120.9	121.0	0.1
Medical Products, Appliances and Equipment	121.9	122.1	0.2
Outpatient Services	135.0	135.0	0.0
Hospital Services	113.9	113.9	0.0
VII. TRANSPORT	163.4	163.8	0.2
Operation of Personal Transport Equipment	106.4	107.2	0.8
Transport Services	198.1	198.3	0.1
VIII. COMMUNICATION	100.7	100.7	0.0
Postal Services	148.4	148.4	0.0
Telephone and Telefax Equipment	98.1	98.1	0.0
Telephone and Telefax Services	101.3	101.3	0.0
IX. RECREATION AND CULTURE	129.7	129.8	0.1
Audio-Visual Photography and Information Processing Equipment	133.5	133.5	0.0
Other Major Durables for Recreation and Culture	110.6	110.6	0.0
Other Recreational Items and Equipment, Gardens and Pets	114.8	114.8	0.0
Recreational and Cultural Services	150.1	150.1	0.0
Newspapers, Books and Stationery	129.2	129.6	0.3
X. EDUCATION	77.8	77.8	0.0
Pre-Primary and Primary Education	148.9	148.9	0.0
Secondary Education	104.4	104.4	0.0
Tertiary Education	45.4	45.4	0.0
Education Not Definable by Level	101.3	101.3	0.0
XI. RESTAURANTS AND MISCELLANEOUS GOODS AND SERVICES	140.8	141.0	0.1
Catering Services	151.6	151.6	0.0
Personal Care	130.8	131.3	0.4
Personal Effects, N.E.C.	124.3	124.3	0.0

Address: BL Jastrid Bldg National Road Cavinitan, Virac, Catanduanes

Telephone: 09209681179

Email address: psacatanduanes2005@gmail.com



CONCEPTS AND DEFINITIONS



CONSUMER PRICE INDEX (CPI) is an indicator of the change in the average retail prices of a fixed basket goods and services commonly bought by a specific group of consumers for their day-to-day consumption in a given area in a given period of time. It is most widely used in the calculation of the inflation rate and purchasing power of the peso.

The CPI is computed using the weighted arithmetic mean of price relatives, a variant of Laspeyres formula with fixed base year period weights.

- a. *Base Period.* This is a reference date or a benchmark to which a continuous series of index numbers can be related. Since the CPI measure the average changes in the retail prices of a fixed basket of goods, it is necessary to compare movement in prices in the current year to movements in previous years back to a reference data at which the index is taken as equal to 100. The present series uses 2012 as the base year.
- b. *Market Basket.* This is a sample of all the goods purchased for consumption and services availed of by households in the province. This was selected to represent the composite price behavior of all goods and services purchased by consumers.
- c. *Weighting System.* This is a system that considers the relevance of the components of the index. For CPI, the weighting pattern uses the expenditures on various consumer items purchased by households as a proportion to total expenditure. The weight of a commodity or group of commodities was based on the magnitude of its contribution to the index.



CONSUMER PRICE INDEX (CPI) for August 2021 is 135.5. This means that for an average Filipino household to afford same basket of goods and services in August 2012 purchased @ Php 100.00 needs an additional Php 35.50 in August 2021.

BASE PERIOD - reference date at which the index is equal to 100. Base year is 2012.



INFLATION RATE - The inflation rate is the annual rate of change or the year-on-year change of the CPI expressed in percent. It is interpreted in terms of declining purchasing power of money.

If you pay Php 55.00 for a liter of gasoline in August 2020 and if the average prices went up by 8.2% after a year's time, you will need Php 59.51 to pay the same type of gasoline in August 2021.



PURCHASING POWER OF THE PESO (PPP)

The purchasing power of the peso shows how much the peso in the base period is worth in the current period. It is computed as the reciprocal of the CPI for the period under review multiplied by 100.

A peso in August 2012 worths only 74 centavos in August 2021.

Collection of price quotations for the market basket

For Catanduanes, two price quotations for the market basket are collected from the sample outlets (establishments) at the capital, Virac, while four other price quotations are collected from the sample outlets in the municipalities outside Virac during the first five days of the month. However, only two price quotations are collected from Virac during the middle of each month.

For petroleum products, two price quotations for each commodity are collected in Virac every Friday, while four other price quotations for each commodity are collected from the municipalities outside Virac during the first five days of the month.

The arithmetic average of these price quotations is used in the computation of the index.

Anavi F. Camacho

ANA VI F. CAMACHO
Chief Statistical Specialist