

2020 BAGAMANOC VITAL STATISTICS

BIRTH STATISTICS

2019

188

BABIES BORN

334

REGISTERED BIRTHS

Actual Births, by Sex

2019

99 or 53%



2020

73 or 52%



89 or 47%

68 or 48%

Actual Births, by Place Type

2019

186 or 99%



2020

141 or 100%

2 or 1%



0

0

OTHERS

0

2020

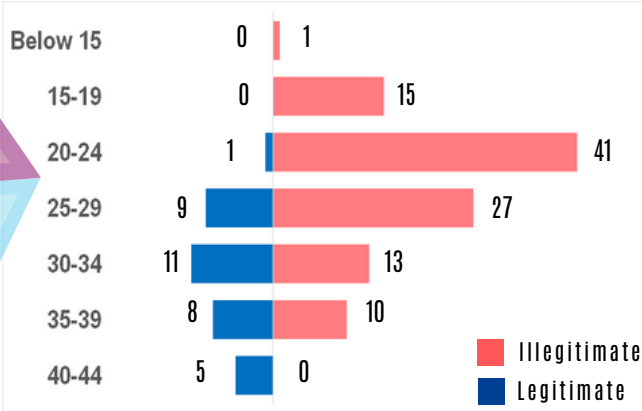
141

BABIES BORN

37

REGISTERED BIRTHS

Legitimacy Status, by Age Group of Mother



Current Births, by Place of Registration and Residence of Mother

PROVINCE / MUNICIPALITY	PLACE OF REGISTRATION	RESIDENCE
CATANDUANES	4125	4114
Bagamanoc	0	141
Baras	26	163
Bato	271	342
Caramoran	159	480
Gigmoto	129	165
Pandan	454	330
Panganiban	9	132
San Andres	355	596
San Miguel	2	252
Viga	499	345
Virac	2221	1168
Other Province/Country	0	11
TOTAL	4125	4125

Death Statistics

2019

74

DEATHS

39

REGISTERED DEATHS

Top 3 Causes of Death, by Sex

MALE

1. Stroke, not specified as hemorrhage or infarction
2. Pneumonia, Unspecified
3. Cerebrovascular Disease, Unspecified

FEMALE

1. Cerebrovascular Disease, Unspecified
2. Stroke, not specified as hemorrhage or infarction
3. Acute Myocardial Infarction, Unspecified

2020

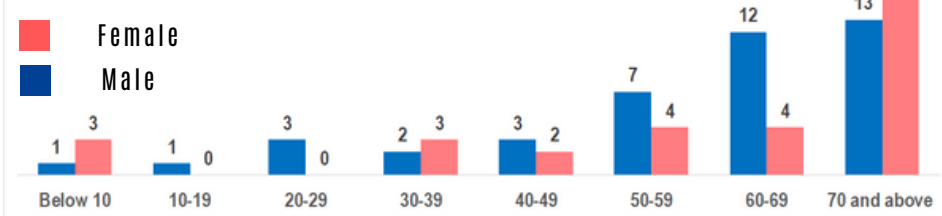
74

DEATHS

50

REGISTERED DEATHS

Actual Deaths, by Sex Age Group



Deaths, by Cause

2019	2020
0	0
2	3
0	0
2	0

MARRIAGE STATISTICS

2019

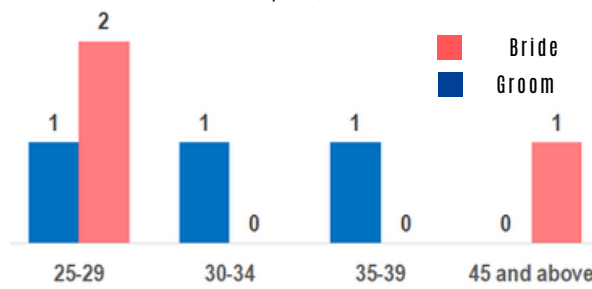
13

MARRIAGES

13

REGISTERED MARRIAGES

Marriages, by Age Group



2020

3

MARRIAGES

4

REGISTERED MARRIAGES

Marriages, by Place Type

2019

10 or 78%




2020

2 or 67%

3 or 23%



1 or 33%



IMPORTANT NOTE:

1. Birth Statistics was based on the residence of mother while Death Statistics was based on the residence of the deceased not on where the event occurred.