

2020 BARAS VITAL STATISTICS

BIRTH STATISTICS

2019

213

BABIES BORN

218

REGISTERED BIRTHS

Actual Births, by Sex

2019

119 or 56%



2020

73 or 45%



94 or 44%

90 or 55%

Actual Births, by Place Type

2019

211 or 99%



2020

161 or 99%



1 or 0.5%

2 or 1%

1 or 0.5% OTHERS

0

2020

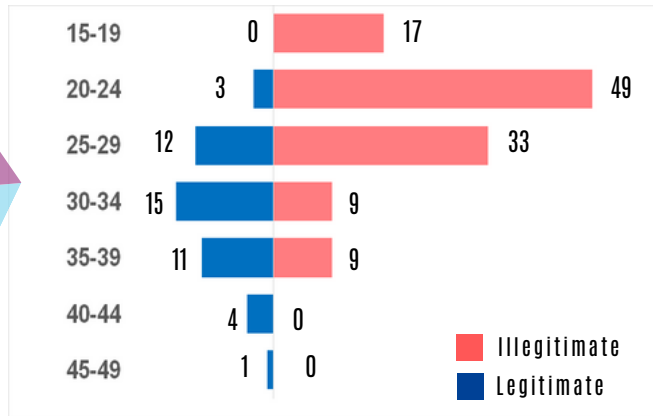
163

BABIES BORN

67

REGISTERED BIRTHS

Legitimacy Status, by Age Group of Mother



Current Births, by Place of Registration and Residence of Mother

PROVINCE / MUNICIPALITY	PLACE OF REGISTRATION	RESIDENCE
CATANDUANES	4125	4114
Bagamanoc	0	141
Baras	26	163
Bato	271	342
Caramoran	159	480
Gigmoto	129	165
Pandan	454	330
Panganiban	9	132
San Andres	355	596
San Miguel	2	252
Viga	499	345
Virac	2221	1168
Other Province/Country	0	11
TOTAL	4125	4125



Death Statistics

2019

92

DEATHS

70

REGISTERED DEATHS

Top 3 Causes of Death, by Sex

MALE

FEMALE

1. Non-Insulin-Dependent Diabetes Mellitus, with Renal Complications
2. Pneumonia, Unspecified
3. Febrile Convulsions

1. Atherosclerotic Heart Disease
2. Pulmonary Embolism with mention of acute or pulmonale
3. Cardiomyopathy, Unspecified

2020

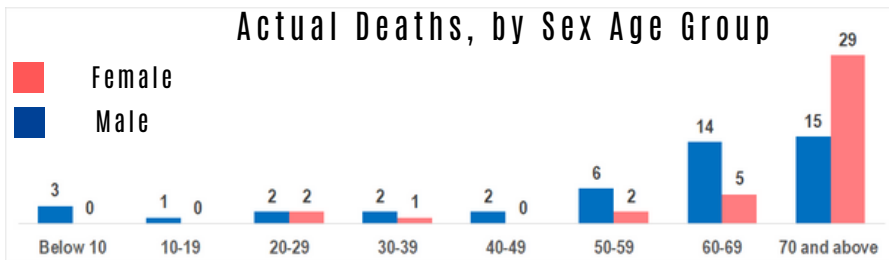
84

DEATHS

51

REGISTERED DEATHS

Actual Deaths, by Sex Age Group



Deaths, by Cause

2019

2020

2	FETAL	0
5	INFANT	1
0	MATERNAL	0
1	EXTERNAL	0

MARRIAGE STATISTICS

2019

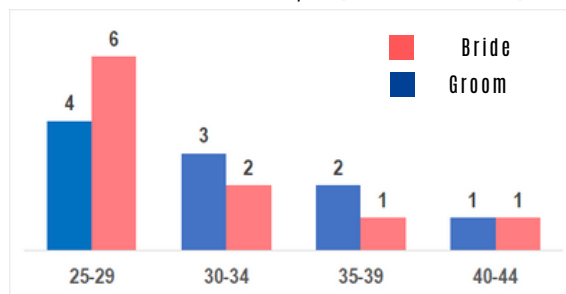
69

MARRIAGES

72

REGISTERED MARRIAGES

Marriages, by Age Group



2020

10

MARRIAGES

11

REGISTERED MARRIAGES

Marriages, by Place Type

2019

51 or 74%




2020

4 or 40%

18 or 26%



6 or 60%



IMPORTANT NOTE:

1. Birth Statistics was based on the residence of mother while Death Statistics was based on the residence of the deceased not on where the event occurred.