

# 2020 BATO VITAL STATISTICS

## BIRTH STATISTICS

2019

**373**

BABIES BORN

**369**

REGISTERED BIRTHS

Actual Births, by Sex

2019

197 or 53%



2020

191 or 56%



176 or 47%

151 or 44%

Actual Births, by Place Type

2019

372 or 99.7%



2020

340 or 99.4%



1 or 0.3%

2 or 0.6%

0 OTHERS 0

2020

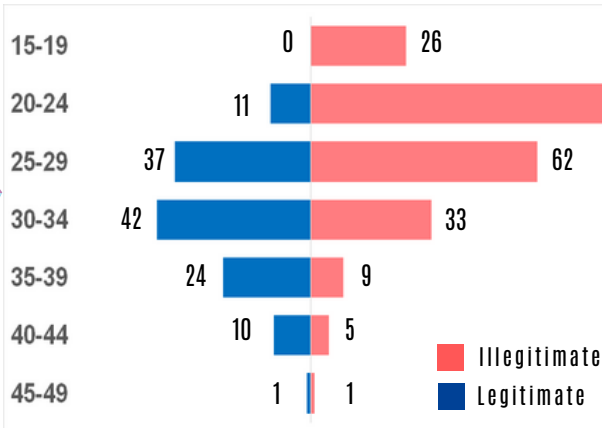
**342**

BABIES BORN

**319**

REGISTERED BIRTHS

Legitimacy Status, by Age Group of Mother



Current Births, by Place of Registration and Residence of Mother

PROVINCE / MUNICIPALITY	PLACE OF REGISTRATION	RESIDENCE
CATANDUANES	4125	4114
Bagamanoc	0	141
Baras	26	163
Bato	271	342
Caramoran	159	480
Gigmoto	129	165
Pandan	454	330
Panganiban	9	132
San Andres	355	596
San Miguel	2	252
Viga	499	345
Virac	2221	1168
Other Province/Country	0	11
<b>TOTAL</b>	<b>4125</b>	<b>4125</b>



## Death Statistics

2019

**154**

DEATHS

**99**

REGISTERED DEATHS

Top 3 Causes of Death, by Sex

MALE

- Hypertensive Heart Disease without (congestive) Heart Failure
- Chronic Ischemic Heart Disease, Unspecified
- Cardiovascular Disease, Unspecified

FEMALE

- Hypertensive Heart Disease without (congestive) Heart Failure
- Pneumonia, Unspecified
- Cardiovascular Disease, Unspecified

2020

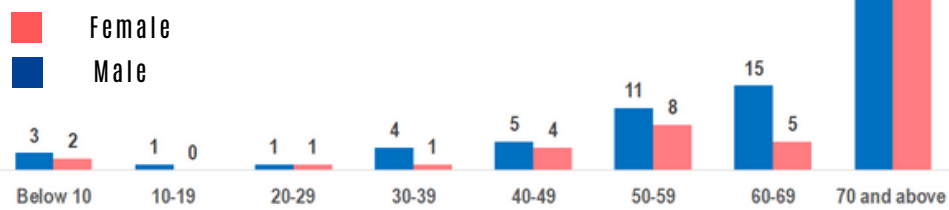
**133**

DEATHS

**99**

REGISTERED DEATHS

Actual Deaths, by Sex Age Group



Deaths, by Cause

2019

2019	2020
0	0
6	3
1	0
0	0

## MARRIAGE STATISTICS

2019

**86**

MARRIAGES

**88**

REGISTERED MARRIAGES

Marriages, by Place Type

2019

69 or 80%



2020

6 or 35%

17 or 20%



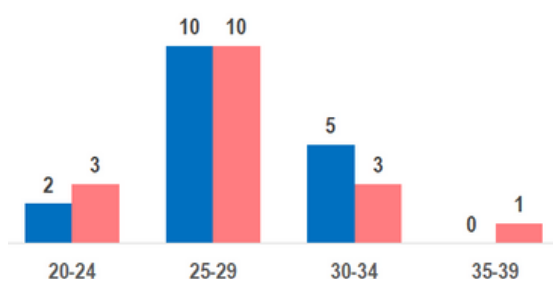
10 or 59%

0

OTHERS

1 or 6%

Marriages, by Age Group




2020

**17**

MARRIAGES

**18**

REGISTERED MARRIAGES



### IMPORTANT NOTE:

- Birth Statistics was based on the residence of mother while Death Statistics was based on the residence of the deceased not on where the event occurred.