

## QUICK ANALYSIS

Table 1 shows the age group of mothers during child's birth for Catanduanes in January-December 2017. Municipality of Virac has the highest number of registered births with 3, 181. It was followed by municipality of Pandan and Viga.

Table 2 implies that there are more illegitimate children who were born in January-December 2017 than legitimate children or 65% of the total registered births were illegitimate. It shows that most of the parents of the child were not yet married when they were born. Municipality of Virac has the highest number of illegitimate child who were born in January-December 2017 with 2, 020.

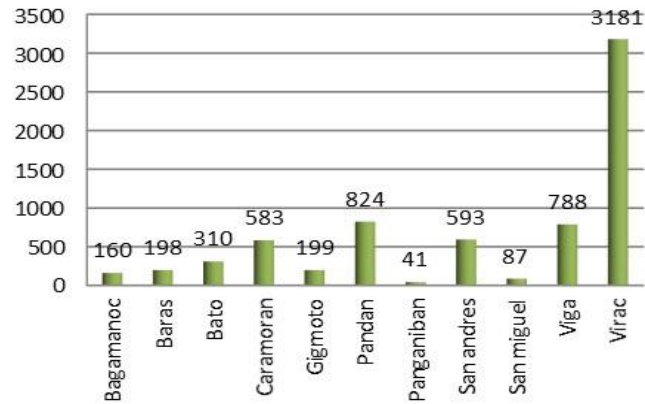
## CHART ANALYSIS

Of the total 6, 964 registered births in the province of Catanduanes for January-December 2017, most were born from a mother aged 20 to 24 wherein it contributed 29% of the total child birth or 2, 007. Meanwhile, fathers with age 25-29 contributed the most with 1, 614 or 23%.

Mothers aged 25-29 came in second with 1, 685 or 24% and fathers aged 30-34 with 1, 324 or 19%.

There were eight hundred thirty two (832) females who gave birth at the age of less than twenty years old in January-December 2017.

**Figure 2: Number of Registered Births by Municipality: JANUARY-DECEMBER 2017**




Most births were recorded in the municipality of Virac with 3, 181 registered births for January-December 2017 or 46 percent of the total.

Municipality of Pandan, Viga and San Andres ranked in second, third and fourth respectively. These three municipalities mentioned contributed 32 percent of total child birth. Municipality of Pangamiban (Payo) contributed the least with 41 recorded births.



Republic of the Philippines  
Philippine Statistics Authority  
Catanduanes Provincial Statistical Office

# LIVE BIRTH STATISTICS Catanduanes: JANUARY-DECEMBER 2017



## FOR INQUIRIES:



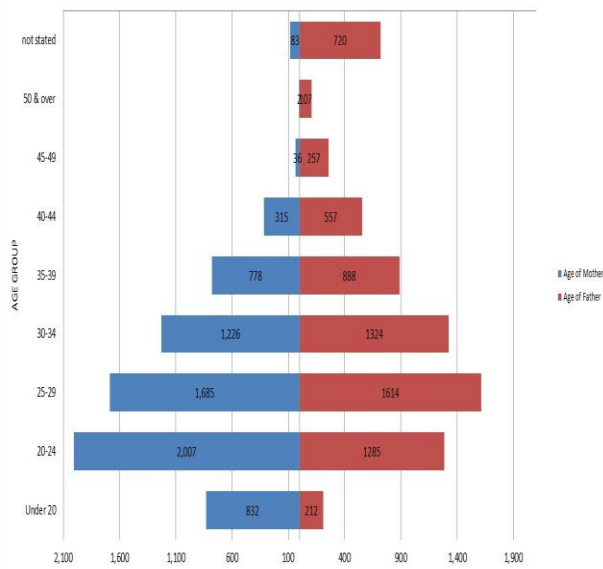
Philippine Statistics Authority

2<sup>nd</sup> Floor P. Araojo Building  
Cavinitan, Virac, Catanduanes

(63) 920-9681-179 (Smart)

E-mail address: [psa\\_cat@yahoo.com.ph](mailto:psa_cat@yahoo.com.ph)

**Figure 1. Comparison of Age-group of Father and Mother During Child's Birth, CATANDUANES: JANUARY-DECEMBER 2017**



**Table 1. Age-group of Mother during Child's Birth by Municipality, Catanduanes: JANUARY-DECEMBER 2017**

Age-Group	Catanduanes	Bagamanoc	Baras	Bato	Caramoran	Gigmoto	Pandan	Panganiban	San Andres	San Miguel	Viga	Virac
Under 20	832	8	11	24	52	29	123	1	71	4	101	408
20-24	2007	35	43	105	194	63	232	8	187	20	240	880
25-29	1685	45	55	66	131	35	184	14	142	28	183	802
30-34	1226	31	24	55	105	38	138	9	109	14	127	576
35-39	778	24	12	34	72	20	93	5	55	14	91	358
40-44	315	12	6	16	24	9	46	2	25	2	40	133
45-49	36	2	3	1	2	4	3	0	3	1	3	14
50 & over	2	1	0	0	0	0	0	0	0	0	0	1
not stated	83	2	44	9	3	1	5	2	1	4	3	9
<b>Total</b>	<b>6964</b>	<b>160</b>	<b>198</b>	<b>310</b>	<b>583</b>	<b>199</b>	<b>824</b>	<b>41</b>	<b>593</b>	<b>87</b>	<b>788</b>	<b>3181</b>

**Table 2. Registered Births, Child Status and Attendant at Birth, Catanduanes: JANUARY-DECEMBER 2017**

Province/ Municipality	Child's Status			Attendant at Birth				
	Total	Legitimate	Illegitimate	Physician	Nurse	Midwife	Hilot	Others
<b>Catanduanes</b>	<b>6964</b>	<b>2454</b>	<b>4510</b>	<b>3208</b>	<b>86</b>	<b>2192</b>	<b>1467</b>	<b>11</b>
Bagamanoc	160	73	87	1	0	46	111	2
Baras	198	51	147	78	0	21	98	1
Bato	310	115	195	215	0	18	76	1
Caramoran	583	187	396	114	84	85	299	1
Gigmoto	199	53	146	122	0	10	66	1
Pandan	824	323	501	556	1	22	245	0
Panganiban	41	13	28	9	0	1	30	1
San andres	593	166	427	289	0	99	204	1
San miguel	87	45	42	29	0	14	44	0
Viga	788	267	521	601	0	22	164	1
Virac	3181	1161	2020	1194	1	1854	130	2