

2020 CARAMORAN VITAL STATISTICS

BIRTH STATISTICS

2019

601

BABIES BORN

553

REGISTERED BIRTHS

Actual Births, by Sex

2019

295 or 49%

2020

250 or 52%

306 or 51%

230 or 48%

Actual Births, by Place Type

2019

546 or 91%

2020

436 or 90.8%

53 or 8.8%

43 or 9%

2 or 0.3%

OTHERS

1 or 0.2%

2020

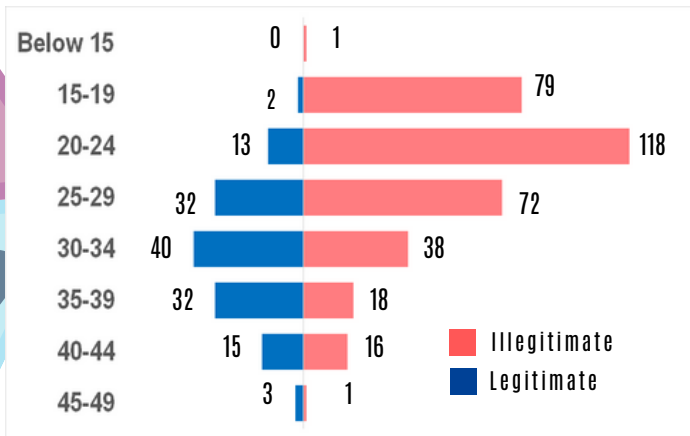
480

BABIES BORN

284

REGISTERED BIRTHS

Legitimacy Status, by Age Group of Mother



Current Births, by Place of Registration and Residence of Mother

PROVINCE / MUNICIPALITY	PLACE OF REGISTRATION	RESIDENCE
CATANDUANES	4125	4114
Bagamanoc	0	141
Baras	26	163
Bato	271	342
Caramoran	159	480
Gigmoto	129	165
Pandan	454	330
Panganiban	9	132
San Andres	355	596
San Miguel	2	252
Viga	499	345
Virac	2221	1168
Other Province/Country	0	11
TOTAL	4125	4125

Death Statistics

2019

172

DEATHS

130

REGISTERED DEATHS

Top 3 Causes of Death, by Sex

MALE

- Hypertensive Heart Disease without (congestive) Heart Failure
- Chronic Ischemic Heart Disease, Unspecified
- Pneumonia, Unspecified

FEMALE

- Hypertensive Heart Disease without (congestive) Heart Failure
- Pneumonia, Unspecified
- Non-Insulin Dependent Diabetes Mellitus, Without Complications

2020

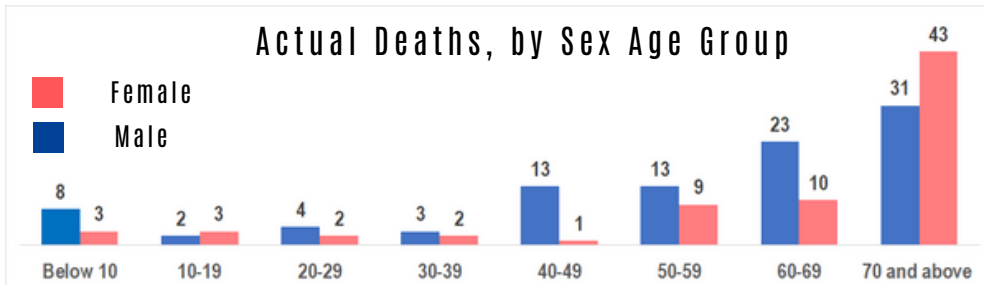
170

DEATHS

137

REGISTERED DEATHS

Actual Deaths, by Sex Age Group



Deaths, by Cause

2019

3	FETAL	1
10	INFANT	7
2	MATERNAL	1
0	EXTERNAL	1

2020

MARRIAGE STATISTICS

2019

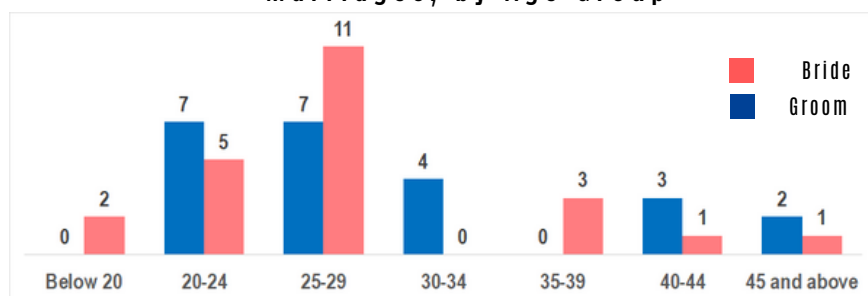
89

MARRIAGES

89

REGISTERED MARRIAGES

Marriages, by Age Group



2020

23

MARRIAGES

23

REGISTERED MARRIAGES

Marriages, by Place Type

2019

75 or 84%

2020

15 or 65%

14 or 16%

8 or 35%

IMPORTANT NOTE:

- Birth Statistics was based on the residence of mother while Death Statistics was based on the residence of the deceased not on where the event occurred.