



SPECIAL RELEASE

CONSUMER PRICE INDEX FOR ALL INCOME HOUSEHOLDS IN CATANDUANES, 2012=100: DECEMBER 2018

Date of Release: January 21, 2019

Reference No.: 2019-01-CT

PRICE SITUATION: Year-on-Year

Inflation Rate (IR) in Catanduanes decline to 5.6 in December 2018

The Inflation Rate (IR) in the province of Catanduanes for December 2018 settled at 5.6 percent which translates to a Purchasing Power of the Peso of P 0.85. It was lower than the registered IR of 7.9 percent in November 2018. However, it was higher by 3.0 points than the registered inflation rate of 2.6 at the same period last year.

The CPI for all Income Households in all items in Catanduanes for the month of December 2018 was registered at 118.0 index points which is lower than last month's registered index points of 119.3. It is also higher than the 111.7 price index points registered at the same period last year.

PRICE SITUATION: Month-on-Month

Food Products N.E.C. commodity group has the highest increase in CPI for December 2018

The Food and Non-Alcoholic Beverages commodity group recorded a 124.3 consumer price index points during the month of December 2018 which is lower than the last month's recorded price index points of 126.2. Food Products N.E.C. commodity group had the highest increase in CPI recorded at 1.04 price index points. Other commodity groups that recorded increase during the month were Fruit (0.77%); Oils and Fats (0.63%); Other Cereals, Flour, Cereal Preparation, Bread, Pasta and Other Bakery Products (0.18%); Milk, Cheese and Eggs (0.17%); Meat (0.16%); and Fish (0.15%).

Non-alcoholic beverages commodity group experienced an increase in price index points for December 2018 at 0.08%.

Rice commodity group has the highest decline in CPI in December 2018

CPI for Rice commodity group in December 2018 had the highest decrease recorded at 6.12 price index points. Other commodity groups that experienced decrease in price index points during the month were Bread and Cereals (4.46%); Sugar, Jam, Honey, Chocolate and Confectionery (1.47%); and Vegetables (1.16%).

Corn commodity group did not experienced any changes in price index points during the month.

Alcoholic, Beverages and Tobacco commodity group did not experience any change in CPI for December 2018

CPI for Alcoholic, Beverages and Tobacco commodity group in December 2018 remains at 154.5 which is the same CPI recorded for November 2018.

Furnishings, Household Equipment and Routine Maintenance of the House commodity group headlines non-food commodity groups that experience increase in CPI in December 2018

Non-food Commodity Groups that recorded an increase in price index points during the month were Furnishings, Household Equipment and Routine Maintenance of the House (0.09%).

Commodity groups that experienced decrease in price index points during the month were Housing, Water, Electricity, Gas and Other Fuels (0.97%); and Transport (3.59%).

Commodity Groups that did not experience any changes in price index points during the month were Clothing and Footwear; Health; Recreation and Culture; Communication; Education; and Restaurant and Miscellaneous Goods and Services.

**Table1. Consumer Price Index for All Income Households in Catanduanes
2012=100, December 2017 and December 2018**

Commodity Group	December 2017	December 2018	Year on Year Change
Food& Non-Alcoholic Beverages	113.7	124.3	9.32
Alcoholic Beverages & Tobacco	139.4	154.5	10.83
Non - Food	108.8	110.7	1.75
Clothing and Footwear	113.3	116.8	3.09
Housing, Water, Electricity, Gas & Other Fuels	113.4	113.7	0.26
Furnishings, Household Equipment & Routine Maintenance of the House	115.4	116.9	1.30
Health	109.4	114.5	4.66
Transport	95.3	97.4	2.20
Communication	99.7	100.7	1.00
Recreation and Culture	111.9	114.8	2.59
Education	102.8	72.1	(29.86)
Restaurants and Miscellaneous Goods & Services	108.7	113.1	4.05
ALL ITEMS	111.7	118.0	5.64

**Figure 1. Consumer Price Index for All Income Households in Catanduanes:
2012=100 December 2017 and December 2018**

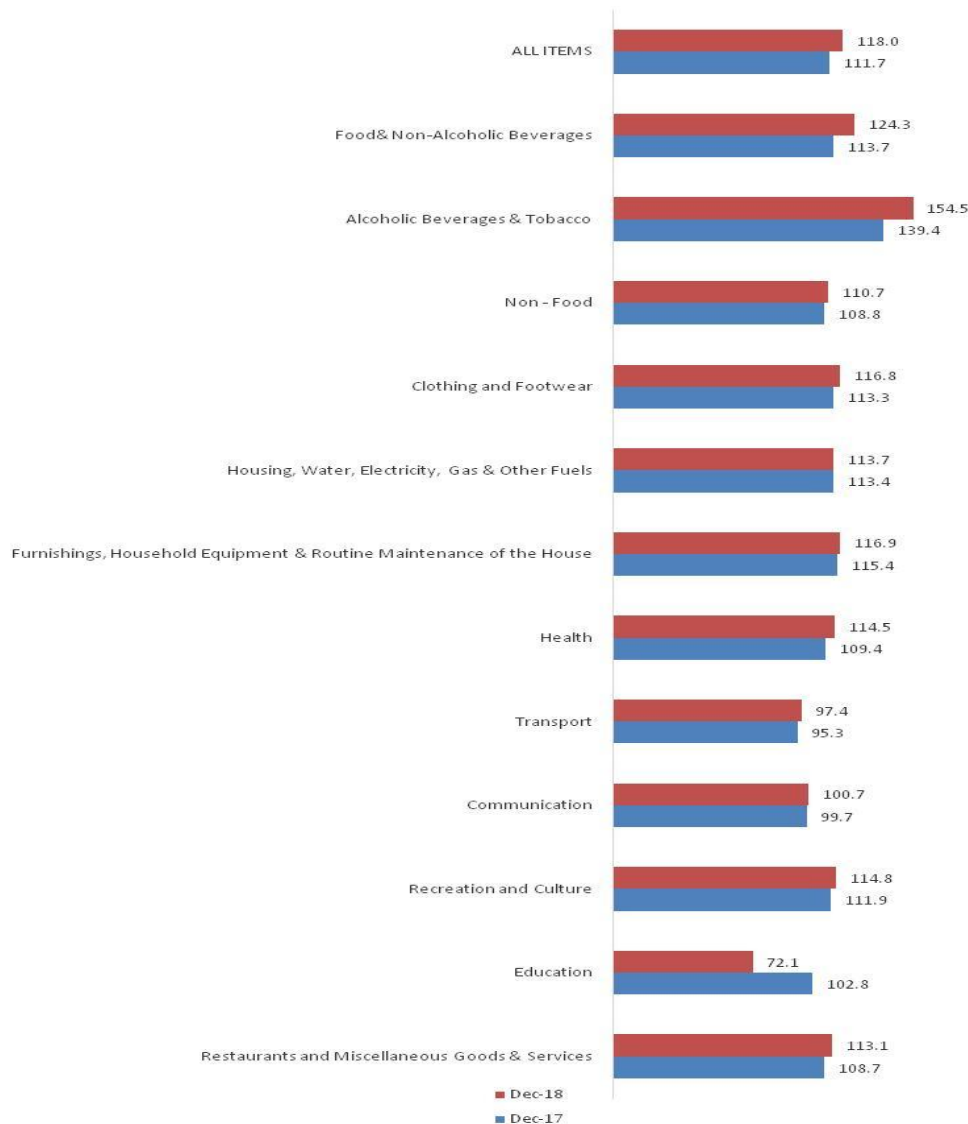
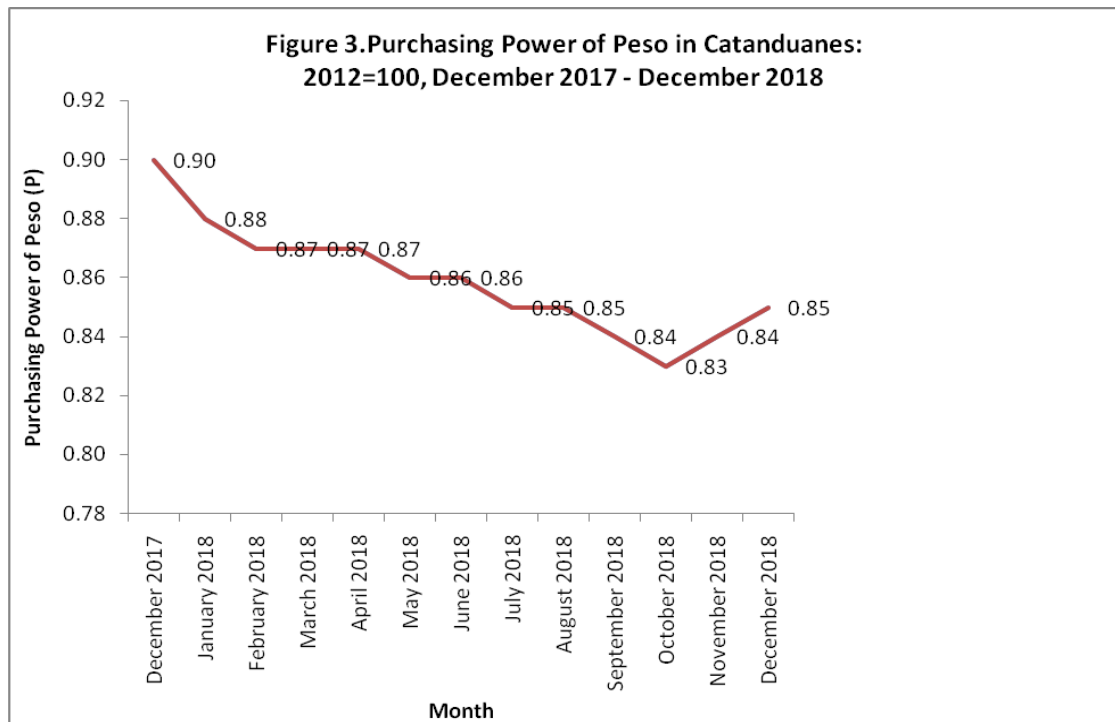
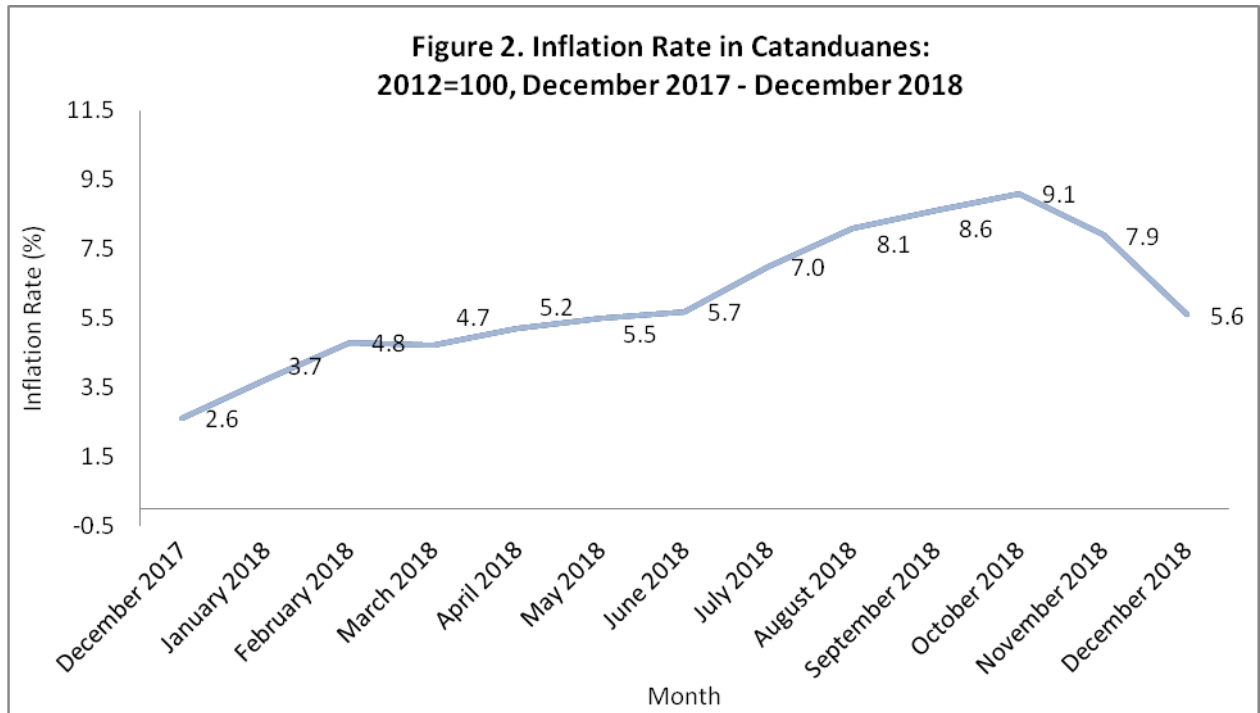


Table2. Consumer Price Index for All Income Households in Catanduanes (2012=100): December 2018 and November 2018

COMMODITY GROUP	December-18	November-18	Month-on-Month change
ALL ITEMS	118.0	119.3	(1.10)
I. FOOD AND NON-ALCOHOLIC BEVERAGES	124.3	126.2	(1.53)
* Food	124.4	126.5	(1.69)
Bread and Cereals	116.7	121.9	(4.46)
Rice	117.1	124.3	(6.12)
Corn	485.7	485.7	0.00
Other Cereals, Flour, Cereal Preparation, Bread, Pasta and Other Bakery Products	109.2	109.0	0.18
Meat	124.0	123.8	0.16
Fish	132.5	132.3	0.15
Milk, Cheese and Eggs	119.4	119.2	0.17
Oils and Fats	126.6	125.8	0.63
Fruit	142.1	141.0	0.77
Vegetables	154.7	156.5	(1.16)
Sugar, Jam, Honey, Chocolate and Confectionery	115.4	117.1	(1.47)
Food Products N.E.C.	125.5	124.2	1.04
* Non-alcoholic Beverages	122.4	122.3	0.08
II. ALCOHOLIC BEVERAGES AND TOBACCO	154.5	154.5	0.00
Alcoholic Beverages	151.1	151.1	0.00
Tobacco	158.7	158.7	0.00
NON-FOOD	110.7	111.5	(0.72)
III. CLOTHING AND FOOTWEAR	116.8	116.8	0.00
Clothing	115.7	115.7	0.00
Footwear	119.2	119.2	0.00
IV. HOUSING, WATER, ELECTRICITY, GAS AND OTHER FUELS	113.7	114.8	(0.97)
Actual Rentals for Housing			
Maintenance and Repair of the Dwelling	125.3	125.2	0.08
Water Supply and Miscellaneous Services Relating to the Dwelling	103.9	103.9	0.00
Electricity, Gas and Other Fuels	114.5	115.9	(1.22)
V. FURNISHINGS, HOUSEHOLD EQUIPMENT AND ROUTINE MAINTENANCE OF THE HOUSE	116.9	116.8	0.09
Furniture and Furnishings, Carpets and Other Floor Coverings	110.2	109.9	0.27
Household Textiles	107.3	107.3	0.00
Household Appliances	130.5	130.5	0.00
Glassware, Tableware and Household Utensils	112.1	112.1	0.00
Tools and Equipment for House and Garden			
Goods and Services for Routine Household Maintenance	126.8	126.8	0.00
VI. HEALTH	114.5	114.5	0.00
Medical Products, Appliances and Equipment	120.0	120.0	0.00
Out-patient Services	122.9	122.9	0.00
Hospital Services	103.2	103.2	0.00
VII. TRANSPORT	97.4	100.9	(3.59)
Operation of Personal Transport Equipment	88.9	99.2	(11.59)
Transport Services	102.1	101.9	0.20
VIII. COMMUNICATION	100.7	100.7	0.00
Postal Services	148.4	148.4	0.00
Telephone and Telefax Equipment	98.1	98.1	0.00
Telephone and Telefax Services	101.2	101.2	0.00
IX. RECREATION AND CULTURE	114.8	114.8	0.00
Audio-visual, Photographic and Information Processing Equipment	116.9	116.9	0.00
Other Major Durables for Recreation and Culture	105.3	105.3	0.00
Other Recreational Items and Equipment, Gardens and Pets	104.9	104.9	0.00
Recreational and Cultural Services	158.5	158.5	0.00
Newspapers, Books and Stationery	112.8	112.6	0.00
X. EDUCATION	72.1	72.1	0.00
Pre-primary and Primary Education	123.2	123.2	0.00
Secondary Education	104.4	104.4	0.00
Tertiary Education	45.3	45.3	0.00
Education Not Definable by Level			
XI. RESTAURANT AND MISCELLANEOUS GOODS AND SERVICES	113.1	113.1	0.00
Catering Services	108.4	108.4	0.00
Personal Care	119.0	118.9	0.08
Personal Effects N.E.C.	110.7	110.7	0.00



CONCEPTS AND DEFINITIONS

CONSUMER PRICE INDEX (CPI):

- * A measure of the changes in the average price level of goods and services that most people buy for their day-to-day consumption.
- * It measures the composite change in the consumer prices of various commodities over time.

COMPONENTS OF THE CPI:

- * *Market basket* -- A sample of the variety of goods and services commonly consumed by an average Filipino household to represent the price behavior of all goods and services bought by consumers.
- * *Weight* - Value attached to a commodity or group of commodities depending on the magnitude of its contribution to the index.
- * *Base period* -- A reference date at which the index is equal to 100. Base year is 2006.
- * *Sample outlets* -- Establishments where prices of commodities are quoted.
- * *Index methodology* -- Laspeyre's formula = Fixed base year and weights.

INFLATION RATE:

- * It is the annual rate of change or the year-on-year change in average retail prices.

PURCHASING POWER OF THE PESO (PPP):

- * It shows how much the peso in the base period is worth in the current period.

Ana F. Camacho

ANAVI F. CAMACHO
Supervising Statistical Specialist
Officer-in-Charge