



## ***SPECIAL RELEASE***

\*\*\*\*\*

### ***CONSUMER PRICE INDEX FOR ALL INCOME HOUSEHOLDS IN CATANDUANES: November 2017***

**Date of Release:** January 17, 2017  
**Reference No.** 2018-001

#### **PRICE SITUATION: Year-on-Year**

##### **Inflation Rate (IR) in Catanduanes is at 3.7 in December 2017**

The Inflation Rate (IR) in the province of Catanduanes for December 2017 settled at 3.7 percent which translates to a Purchasing Power of the Peso of P 0.63. It was higher by 1.0 points than the registered inflation rate of 2.7 at the same period last year.

The CPI for all Income Households in all items in Catanduanes for the month of December 2017 was registered at 159.1 index points which is higher than last month's registered index points of 157.1. It is also higher than the 149.4 price index points registered at the same period last year.

#### **PRICE SITUATION: Month-on-Month**

##### **Vegetables commodity group has the highest increase in CPI for December 2017**

The Food and Non-Alcoholic Beverages commodity group recorded a 164.1 price index points during the month of December 2017 which is higher than the last month's recorded price index points of 163.5. Vegetables commodity group had the highest increase in CPI recorded at 1.81 price index points. Other commodity groups that recorded increase during the month were Fish (1.28%); Milk, Cheese and Eggs (0.74%); Meat (0.40%); Other Cereals, Flour, Cereal Preparation, Bread, Pasta and Other Bakery Products (0.28%); Rice (0.28%); Bread and Cereals (0.29%); and Oils and Fats (0.03%).

##### **Fruit commodity group has the highest decline in CPI in December 2017**

CPI for Fruit commodity group in December 2017 had the highest decrease recorded at 3.43 price index points. Other commodity groups that experienced decrease in price index points during the month were Sugar, Jam, Honey, Chocolate and Confectionery (0.38%); and Food Products N.E.C (0.11%).

Corn commodity group did not experience any change in price index points for December 2017.

##### **Alcoholic, Beverages and Tobacco commodity group experience increase in CPI for December 2017**

CPI for Alcoholic, Beverages and Tobacco commodity group in December 2017 was recorded at 180.6. This was higher than the registered 180.5 price index points for November 2017.

##### **Furnishings, Household Equipment and Routine Maintenance of the House commodity group headlines non-food commodity groups that experience increase in CPI in December 2017**

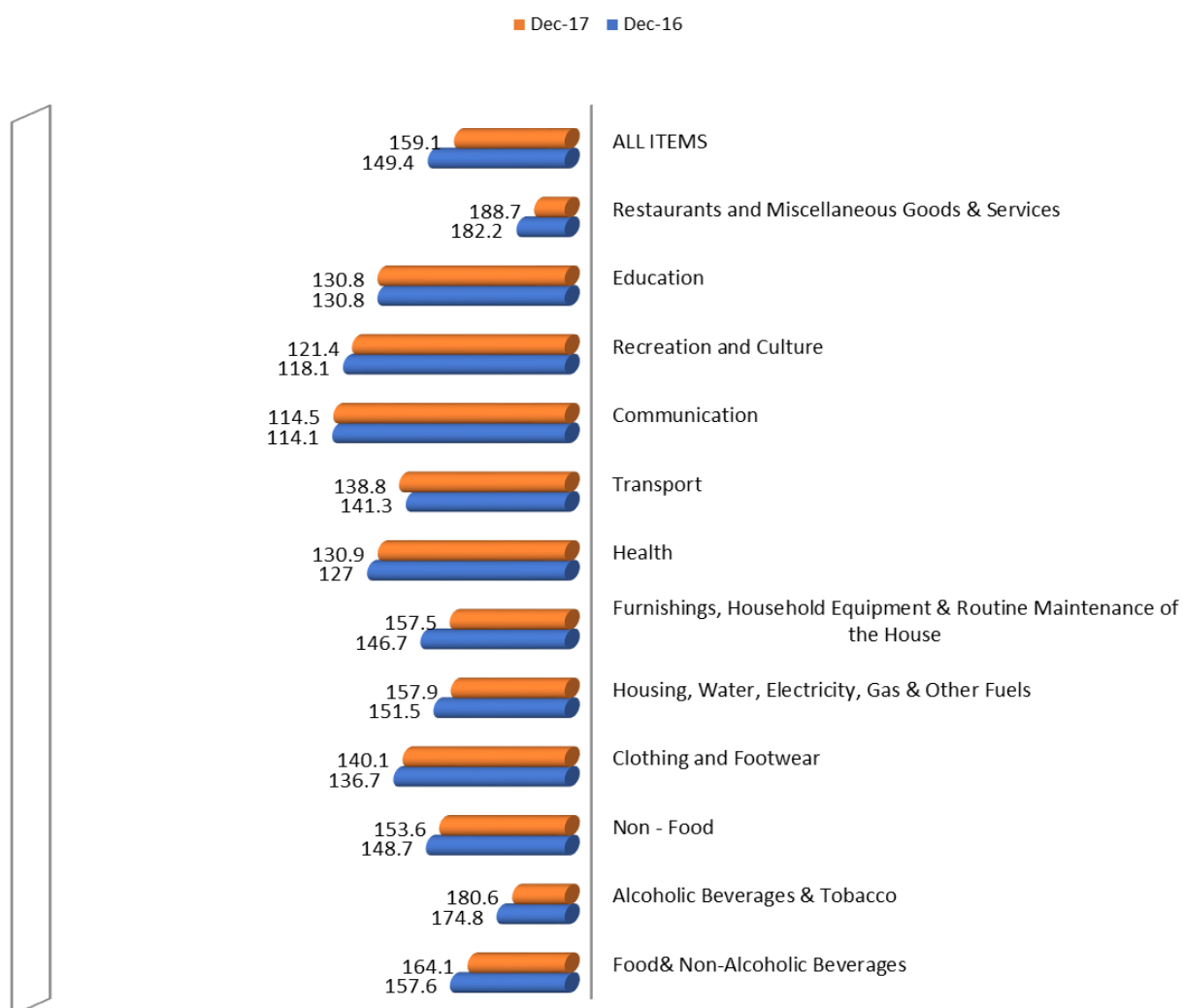
Non-food Commodity Groups that recorded an increase in price index points during the month were Furnishings, Household Equipment and Routine Maintenance of the House (6.03%); Housing, Water, Electricity, Gas and Other Fuels (3.48%); Restaurant and Miscellaneous Goods and Services (0.64%); Transport (0.43%); Health (0.23%); and Clothing and Footwear (0.21%).

Communication and Education commodity group did not experience any change in price index points during the month.

**Table1. Consumer Price Index for All Income Households in Catanduanes  
December 2016 and December 2017**

Commodity Group	December 2016	December 2017	Year on Year Change
Food& Non-Alcoholic Beverages	157.6	164.1	4.12
Alcoholic Beverages & Tobacco	174.8	180.6	3.32
Non - Food	148.7	153.6	3.30
Clothing and Footwear	136.7	140.1	2.49
Housing, Water, Electricity, Gas & Other Fuels	151.5	157.9	4.22
Furnishings, Household Equipment & Routine Maintenance of the House	146.7	157.5	7.36
Health	127.0	130.9	3.07
Transport	141.3	138.8	(1.77)
Communication	114.1	114.5	0.35
Recreation and Culture	118.1	121.4	2.79
Education	130.8	130.8	0.00
Restaurants and Miscellaneous Goods & Services	182.2	188.7	3.57
<b>ALL ITEMS</b>	<b>149.4</b>	<b>159.1</b>	<b>6.49</b>

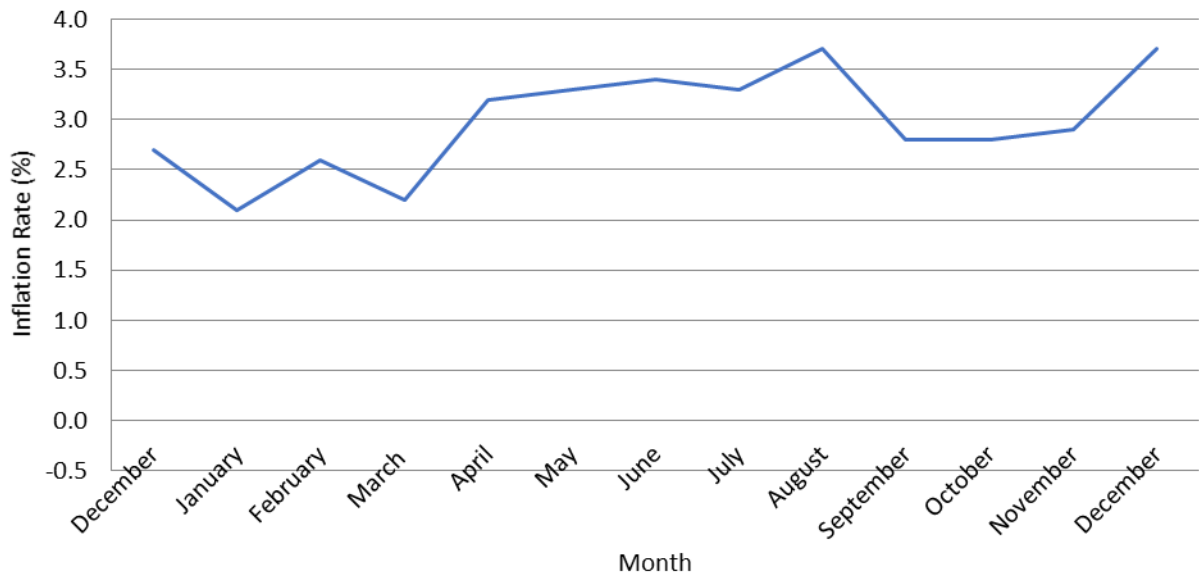
**Figure 1. Consumer Price Index for All Income Households in Catanduanes:  
December 2016 and December 2017**



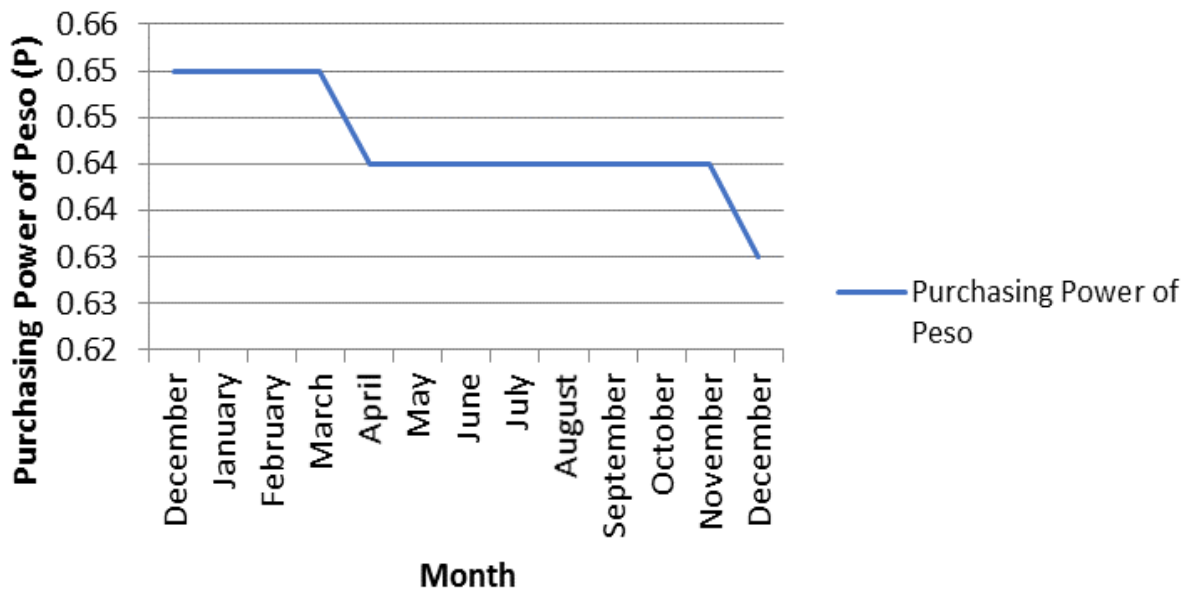
**Table2. Consumer Price Index for All Income Households in Catanduanes (2006-100): November 2017 and December 2017**

COMMODITY GROUP	Nov-17	Nov-17	Month-on-Month change
<b>ALL ITEMS</b>	157.1	159.1	1.26
<b>I. FOOD AND NON-ALCOHOLIC BEVERAGES</b>	163.5	164.1	0.37
* Food	165.0	165.6	0.36
Bread and Cereals	170.7	171.2	0.29
Rice	179.0	179.5	0.28
Corn	260.4	260.4	0.00
Other Cereals, Flour, Cereal Preparation, Bread, Pasta and Other Bakery Products	143.0	143.4	0.28
Meat	148.1	148.7	0.40
Fish	161.7	163.8	1.28
Milk, Cheese and Eggs	146.9	148.0	0.74
Oils and Fats	317.1	317.2	0.03
Fruit	159.6	154.3	(3.43)
Vegetables	157.3	160.2	1.81
Sugar, Jam, Honey, Chocolate and Confectionery	131.3	130.8	(0.38)
Food Products N.E.C.	175.9	175.7	(0.11)
* Non-alcoholic Beverages	135.1	135.3	0.15
<b>II. ALCOHOLIC BEVERAGES AND TOBACCO</b>	180.5	180.6	0.06
Alcoholic Beverages	158.3	158.3	0.00
Tobacco	207.9	208.2	0.14
<b>NON-FOOD</b>	150.2	153.6	2.21
<b>III. CLOTHING AND FOOTWEAR</b>	139.8	140.1	0.21
Clothing	134.0	134.2	0.15
Footwear	153.6	154.0	0.26
<b>IV. HOUSING, WATER, ELECTRICITY, GAS AND OTHER FUELS</b>	152.4	157.9	3.48
Actual Rentals for Housing	151.6	160.1	5.31
Maintenance and Repair of the Dwelling	145.9	146.3	0.27
Water Supply and Miscellaneous Services Relating to the Dwelling	117.7	117.7	0.00
Electricity, Gas and Other Fuels	158.9	160.3	0.87
<b>V. FURNISHINGS, HOUSEHOLD EQUIPMENT AND ROUTINE MAINTENANCE OF THE HOUSE</b>	148.0	157.5	6.03
Furniture and Furnishings, Carpets and Other Floor Coverings	119.6	119.6	0.00
Household Textiles	128.2	128.2	0.00
Household Appliances	126.2	126.2	0.00
Glassware, Tableware and Household Utensils	166.5	166.5	0.00
Tools and Equipment for House and Garden	126.0	126.0	0.00
Goods and Services for Routine Household Maintenance	154.2	168.3	8.38
<b>VI. HEALTH</b>	130.6	130.9	0.23
Medical Products, Appliances and Equipment	133.2	133.6	0.30
Out-patient Services	114.3	114.3	0.00
Hospital Services	123.1	123.1	0.00
<b>VII. TRANSPORT</b>	138.2	138.8	0.43
Operation of Personal Transport Equipment	135.9	136.3	0.29
Transport Services	138.8	139.4	0.43
<b>VIII. COMMUNICATION</b>	114.5	114.5	0.00
Postal Services			
Telephone and Telefax Equipment	45.3	45.3	0.00
Telephone and Telefax Services	137.6	137.6	0.00
<b>IX. RECREATION AND CULTURE</b>	120.3	121.4	0.91
Audio-visual, Photographic and Information Processing Equipment	101.6	101.6	0.00
Other Major Durables for Recreation and Culture			
Other Recreational Items and Equipment, Gardens and Pets			
Recreational and Cultural Services	100.0	100.0	0.00
Newspapers, Books and Stationery	130.8	132.5	1.28
<b>X. EDUCATION</b>	130.8	130.8	0.00
Pre-primary and Primary Education	174.3	174.3	0.00
Secondary Education	118.1	118.1	0.00
Tertiary Education	100.0	100.0	0.00
Education Not Definable by Level			
<b>XI. RESTAURANT AND MISCELLANEOUS GOODS AND SERVICES</b>	187.5	188.7	0.64
Catering Services	223.6	225.7	0.93
Personal Care	143.9	143.9	0.00
Personal Effects N.E.C.	150.7	150.7	0.00

**Figure 2. Inflation Rate in Catanduanes:  
December 2016 to December 2017**



**Figure 3. Purchasing Power of Peso in Catanduanes:  
December 2016 to December 2017**



# **CONCEPTS AND DEFINITIONS**

## **CONSUMER PRICE INDEX (CPI):**

- \* A measure of the changes in the average price level of goods and services that most people buy for their day-to-day consumption.
- \* It measures the composite change in the consumer prices of various commodities over time.

## **COMPONENTS OF THE CPI:**

- \* *Market basket* -- A sample of the variety of goods and services commonly consumed by an average Filipino household to represent the price behavior of all goods and services bought by consumers.
- \* *Weight* - Value attached to a commodity or group of commodities depending on the magnitude of its contribution to the index.
- \* *Base period* -- A reference date at which the index is equal to 100. Base year is 2006.
- \* *Sample outlets* -- Establishments where prices of commodities are quoted.
- \* *Index methodology* -- Laspeyre's formula = Fixed base year and weights.

## **INFLATION RATE:**

- \* It is the annual rate of change or the year-on-year change in average retail prices.

## **PURCHASING POWER OF THE PESO (PPP):**

- \* It shows how much the peso in the base period is worth in the current period.