



## ***SPECIAL RELEASE***

\*\*\*\*\*

### ***CONSUMER PRICE INDEX FOR ALL INCOME HOUSEHOLDS IN CATANDUANES, 2012=100: JULY 2018***

**Date of Release:** August 13, 2018  
**Reference No.** 2018-013

#### **PRICE SITUATION: Year-on-Year**

##### **Inflation Rate (IR) in Catanduanes is at 7.0 in July 2018**

The Inflation Rate (IR) in the province of Catanduanes for July 2018 settled at 7.0 percent which translates to a Purchasing Power of the Peso of P 0.85. It was higher by 5.0 points than the registered inflation rate of 2.0 at the same period last year.

The CPI for all Income Households in all items in Catanduanes for the month of July 2018 was registered at 117.4 index points which is higher than last month's registered index points of 116.1. It is also higher than the 109.7 price index points registered at the same period last year.

#### **PRICE SITUATION: Month-on-Month**

##### **Fish commodity group has the highest increase in CPI for July 2018**

The Food and Non-Alcoholic Beverages commodity group recorded a 123.4 price index points during the month of July 2018 which is higher than the last month's recorded price index points of 116.1. Fish commodity group had the highest increase in CPI recorded at 5.42 price index points. Other commodity groups that recorded increase during the month were Meat (3.62%); Vegetables (3.16%); Oils and Fats (2.88%); Sugar, Jam, Honey, Chocolate and Confectionery (2.31%); Other Cereals, Flour, Cereal Preparation, Bread, Pasta and Other Bakery Products (1.86%); Bread and Cereals (1.52%); Rice (1.51%); Non-alcoholic Beverages (1.25%); and Milk, Cheese and Eggs (0.77%).

##### **Fruit commodity group has the highest decline in CPI in July 2018**

CPI for Fruit commodity group in July 2018 had the highest decrease recorded at 1.38 price index points. Other commodity groups that experienced decrease in price index points during the month were Food Products N.E.C. (0.81%).

Commodity groups that did not experience any change in price index points for July 2018 were Corn.

##### **Alcoholic, Beverages and Tobacco commodity group experience increased in CPI for July 2018**

CPI for Alcoholic, Beverages and Tobacco commodity group in July 2018 recorded an increase of 0.68 price index points.

##### **Housing, Water, Electricity, Gas and Other Fuels commodity group headlines non-food commodity groups that experience increase in CPI in July 2018**

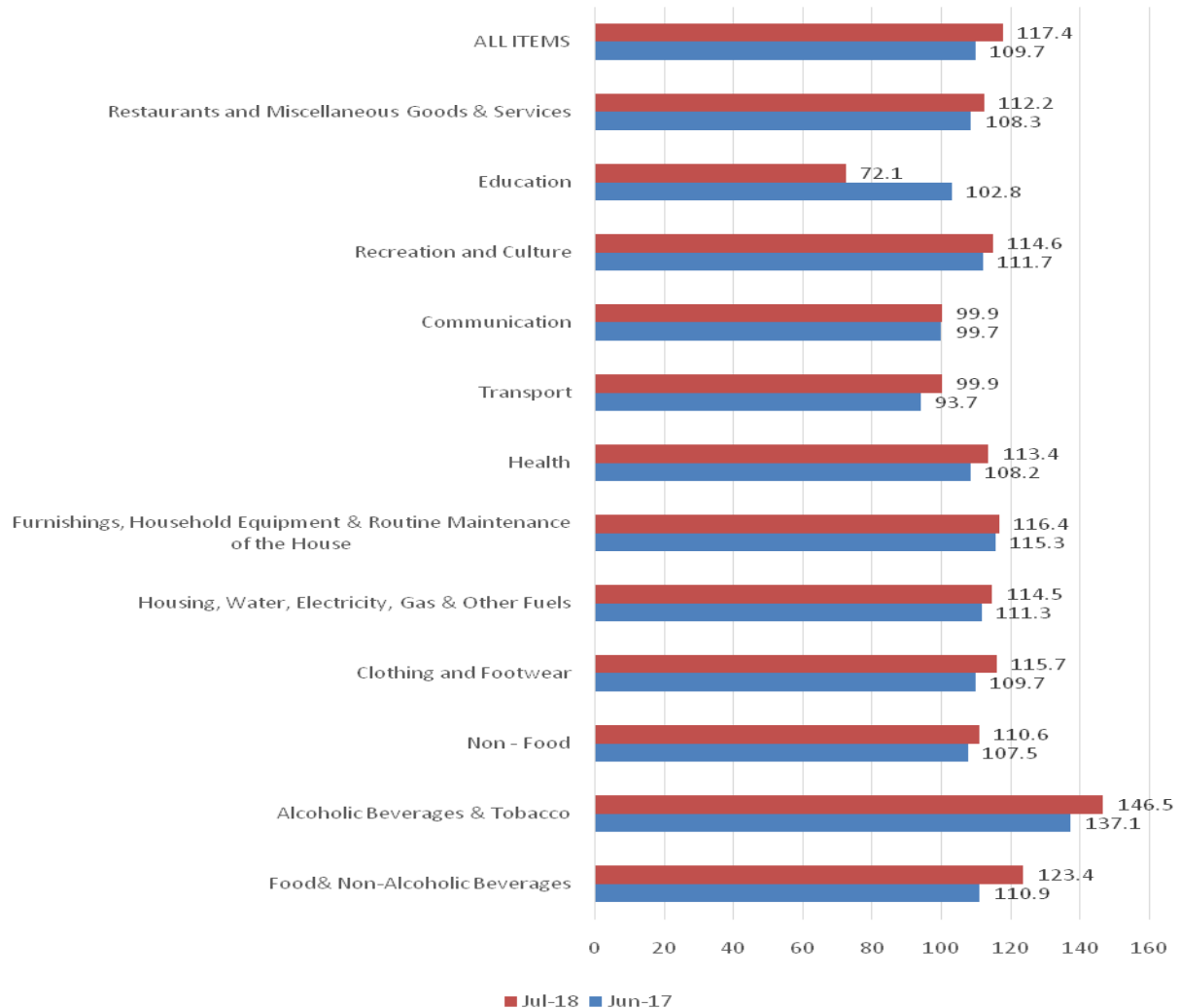
Non-food Commodity Groups that recorded an increase in price index points during the month were Housing, Water, Electricity, Gas and Other Fuels (0.96%); Restaurant and Miscellaneous Goods and Services (0.63%); Clothing and Footwear (0.43%); Recreation and Culture (0.35%); Health (0.35%); Furnishings, Household Equipment and Routine Maintenance of the House (0.34%); and Communication (0.20%).

Commodity Groups that experienced decrease in price index points during the month were Education (46.60%) and Transport (0.40%).

**Table1. Consumer Price Index for All Income Households in Catanduanes  
2012=100, July 2017 and July 2018**

Commodity Group	July 2017	July 2018	Year on Year Change
Food& Non-Alcoholic Beverages	110.9	123.4	11.27
Alcoholic Beverages & Tobacco	137.1	146.5	6.86
Non - Food	107.5	110.6	2.88
Clothing and Footwear	109.7	115.7	5.47
Housing, Water, Electricity, Gas & Other Fuels	111.3	114.5	2.88
Furnishings, Household Equipment & Routine Maintenance of the House	115.3	116.4	0.95
Health	108.2	113.4	4.81
Transport	93.7	99.9	6.62
Communication	99.7	99.9	0.20
Recreation and Culture	111.7	114.6	2.60
Education	102.8	72.1	(29.86)
Restaurants and Miscellaneous Goods & Services	108.3	112.2	3.60
<b>ALL ITEMS</b>	<b>109.7</b>	<b>117.4</b>	<b>7.02</b>

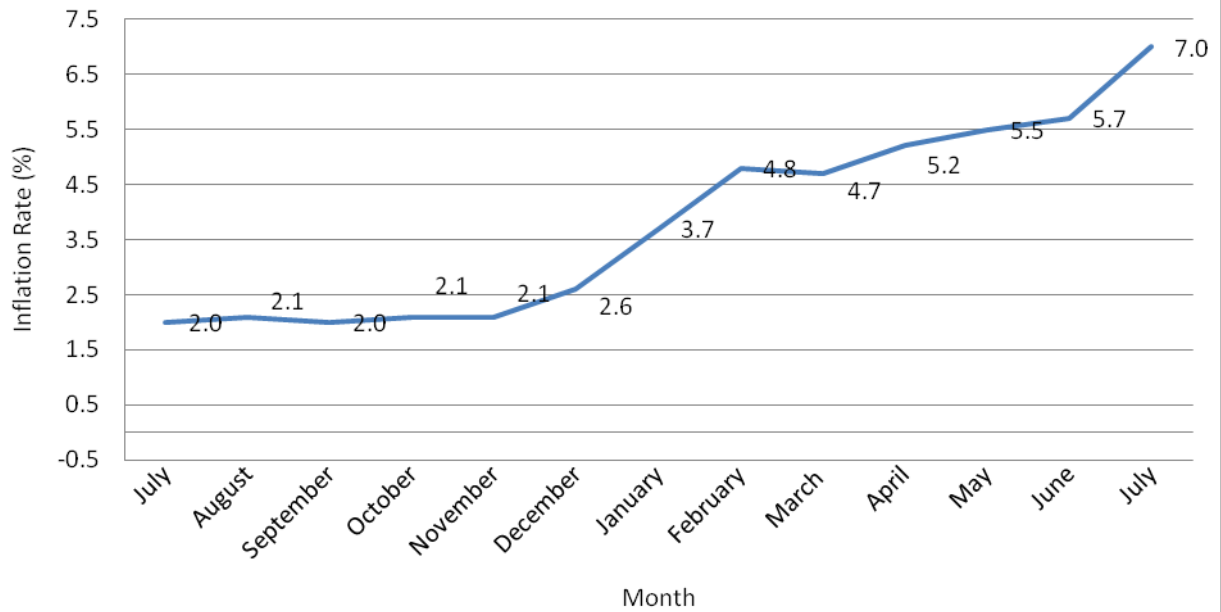
**Figure 1. Consumer Price Index for All Income Households in  
Catanduanes:  
2012=100, July 2017 and July 2018**



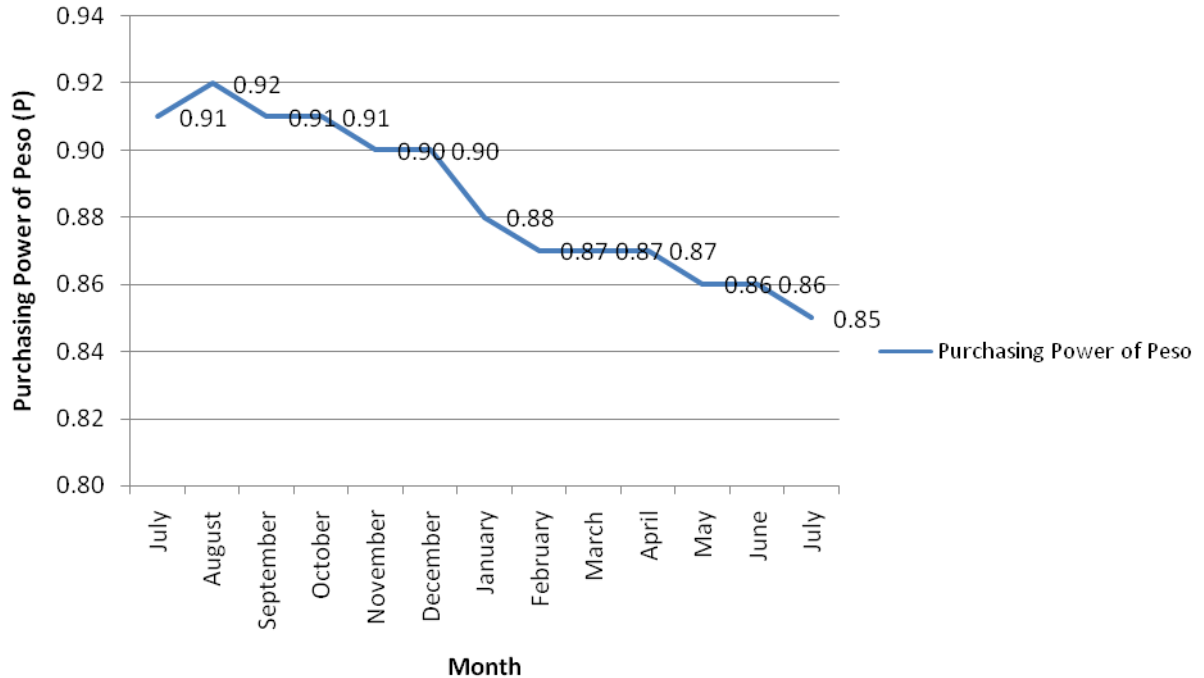
**Table2. Consumer Price Index for All Income Households in Catanduanes (2012=100): July 2018 and June 2018**

COMMODITY GROUP	July-18	June-18	Month-on-Month change
<b>ALL ITEMS</b>	117.4	116.1	1.11
<b>I. FOOD AND NON-ALCOHOLIC BEVERAGES</b>	123.4	120.8	2.11
* Food	123.7	121.0	2.18
Bread and Cereals	118.3	116.5	1.52
Rice	120.6	118.8	1.51
Corn	388.6	388.6	0.00
Other Cereals, Flour, Cereal Preparation, Bread, Pasta and Other Bakery Products	107.4	105.4	1.86
Meat	124.3	119.8	3.62
Fish	127.3	120.4	5.42
Milk, Cheese and Eggs	117.6	116.7	0.77
Oils and Fats	121.5	118.0	2.88
Fruit	152.4	154.5	(1.38)
Vegetables	145.6	141.0	3.16
Sugar, Jam, Honey, Chocolate and Confectionery	112.4	109.8	2.31
Food Products N.E.C.	123.5	124.5	(0.81)
* Non-alcoholic Beverages	119.6	118.1	1.25
<b>II. ALCOHOLIC BEVERAGES AND TOBACCO</b>	146.5	145.5	0.68
Alcoholic Beverages	148.3	147.6	0.47
Tobacco	144.4	143.0	0.97
<b>NON-FOOD</b>	110.6	110.5	0.09
<b>III. CLOTHING AND FOOTWEAR</b>	115.7	115.2	0.43
Clothing	114.4	114.3	0.09
Footwear	118.6	117.2	1.18
<b>IV. HOUSING, WATER, ELECTRICITY, GAS AND OTHER FUELS</b>	114.5	113.4	0.96
Actual Rentals for Housing			
Maintenance and Repair of the Dwelling	120.7	119.6	0.91
Water Supply and Miscellaneous Services Relating to the Dwelling	103.9	100.0	3.75
Electricity, Gas and Other Fuels	115.9	115.4	0.43
<b>V. FURNISHINGS, HOUSEHOLD EQUIPMENT AND ROUTINE MAINTENANCE OF THE HOUSE</b>	116.4	116.0	0.34
Furniture and Furnishings, Carpets and Other Floor Coverings	109.8	109.8	0.00
Household Textiles	106.5	106.4	0.09
Household Appliances	130.0	130.1	(0.08)
Glassware, Tableware and Household Utensils	109.6	109.4	0.18
Tools and Equipment for House and Garden			
Goods and Services for Routine Household Maintenance	126.0	125.0	0.79
<b>VI. HEALTH</b>	113.4	113.0	0.35
Medical Products, Appliances and Equipment	117.8	117.3	0.42
Out-patient Services	122.9	122.0	0.73
Hospital Services	103.2	103.2	0.00
<b>VII. TRANSPORT</b>	99.9	100.3	(0.40)
Operation of Personal Transport Equipment	96.8	97.9	(1.14)
Transport Services	101.7	101.7	0.00
<b>VIII. COMMUNICATION</b>	99.9	99.7	0.20
Postal Services	139.9	139.9	0.00
Telephone and Telefax Equipment	98.1	98.1	0.00
Telephone and Telefax Services	100.3	100.0	0.30
<b>IX. RECREATION AND CULTURE</b>	114.6	114.2	0.35
Audio-visual, Photographic and Information Processing Equipment	116.8	116.2	0.52
Other Major Durables for Recreation and Culture	105.3	105.3	0.00
Other Recreational Items and Equipment, Gardens and Pets	104.9	104.9	0.00
Recreational and Cultural Services	173.1	173.1	0.00
Newspapers, Books and Stationery	111.4	111.2	0.18
<b>X. EDUCATION</b>	72.1	105.7	(46.60)
Pre-primary and Primary Education	123.2	123.2	0.00
Secondary Education	104.4	104.4	0.00
Tertiary Education	45.3	100.0	(120.75)
Education Not Definable by Level			
<b>XI. RESTAURANT AND MISCELLANEOUS GOODS AND SERVICES</b>	111.2	110.5	0.63
Catering Services	106.6	105.9	0.66
Personal Care	116.8	116.0	0.68
Personal Effects N.E.C.	110.3	110.2	0.09

**Figure 2. Inflation Rate in Catanduanes:  
2012=100, July 2017 - July 2018**



**Figure 3. Purchasing Power of Peso in Catanduanes:  
2012=100, July 2017 - July 2018**



# **CONCEPTS AND DEFINITIONS**

## **CONSUMER PRICE INDEX (CPI):**

- \* A measure of the changes in the average price level of goods and services that most people buy for their day-to-day consumption.
- \* It measures the composite change in the consumer prices of various commodities over time.

## **COMPONENTS OF THE CPI:**

- \* *Market basket* -- A sample of the variety of goods and services commonly consumed by an average Filipino household to represent the price behavior of all goods and services bought by consumers.
- \* *Weight* - Value attached to a commodity or group of commodities depending on the magnitude of its contribution to the index.
- \* *Base period* -- A reference date at which the index is equal to 100. Base year is 2006.
- \* *Sample outlets* -- Establishments where prices of commodities are quoted.
- \* *Index methodology* -- Laspeyre's formula = Fixed base year and weights.

## **INFLATION RATE:**

- \* It is the annual rate of change or the year-on-year change in average retail prices.

## **PURCHASING POWER OF THE PESO (PPP):**

- \* It shows how much the peso in the base period is worth in the current period.

*Ana F. Camacho*

**ANAVI F. CAMACHO**  
Supervising Statistical Specialist  
Officer-in-Charge