



REPUBLIC OF THE PHILIPPINES
PHILIPPINE STATISTICS AUTHORITY
CATANDUANES PROVINCIAL *STATISTICAL* OFFICE

SPECIAL RELEASE

Special Release no. 2017-012, Volume 06

Consumer Price Index for All Income Households in Catanduanes: June 2017

**FOR INQUIRIES: *write or visit us @ 2nd Floor P. Araojo Shopping Arcade, Cavinitan, Virac, Catanduanes
*e-mail us at psa_cat@yahoo.com.ph or contact us thru 0920-968-1179**

CONSUMER PRICE INDEX FOR ALL INCOME HOUSEHOLDS IN CATANDUANES: June 2017

PRICE SITUATION: Year-on-Year

Inflation Rate (IR) and Consumer Price Index (CPI) in Catanduanes rise in June 2017

The Inflation Rate (IR) in the province of Catanduanes for June 2017 settled at 3.4 percent which translates to a Purchasing Power of the Peso of P 0.64 which is the same than last month's PPP of P 0.64. It was higher by 1.4 points than the registered inflation rate of 2.0 at the same period last year.

The CPI for all Income Households in all items in Catanduanes for the month of June 2017 was registered at 156.2 index points which is higher than the registered index points last month of 155.8. It is also higher than the 151.1 price index points registered at the same period last year.

PRICE SITUATION: Month-on-Month

Corn commodity group has the highest increase in CPI in June 2017

The Food and Non-Alcoholic Beverages commodity group recorded a 162.2 price index points during the month of June 2017 which is higher than the last month's recorded price index points of 161.6. Corn commodity group had the highest increase in CPI recorded at 6.51 index point's increase. Other commodity groups that recorded increase during the month were Vegetables (3.99%); Fruit (2.37%); Meat (0.41%); Sugar, Jam, Honey, Chocolate and Confectionery (0.23%); Rice (0.17%); Bread and Cereals (0.12%); Food Products N.E.C. (0.12%); and Other Cereals, Flour, Cereal Preparation, Bread, Pasta and Other Bakery Products (0.07%). Non-alcoholic beverages increased by 0.07% in June 2017.

Fish commodity group decline in CPI in June 2017

CPI for Fish commodity group in June 2017 was recorded at 158.1 price index points. It was lower by 1.27% than the recorded 160.1 price index points in May 2017.

Alcoholic, Beverages and Tobacco commodity group experience increase in CPI in June 2017

CPI for Alcoholic, Beverages and Tobacco commodity group in June 2017 was recorded at 179.0. This is higher by 0.17% than the recorded 178.7 CPI in May 2017.

Housing, Water, Electricity, Gas and Other Fuels headlines non-food commodity groups that experience increase in CPI in June 2017

Non-food Commodity Groups that recorded an increase in price index points during the month were Housing, Water, Electricity, Gas and Other Fuels (0.39%); Clothing and Footwear (0.36%); and Health (0.08%).

Transport experienced decrease in CPI from 141.8 price index points to 141.2 price index points during the month.

Non-food commodity groups that did not experienced any change in CPI in June 2017 were Furnishings, Household Equipment and Routine Maintenance of the House (147.0); Health (127.8); Communication (114.5); Education (130.8); and Restaurant and Miscellaneous Goods and Services (183.4).

**Table1. Consumer Price Index for All Income Households in Catanduanes
June 2016 and June 2017**

Commodity Group	June-16	June-17	Year on Year Change
Food& Non-Alcoholic Beverages	154.2	162.2	0.37
Alcoholic Beverages & Tobacco	174.4	179.0	0.17
Non - Food	147.3	149.6	0.13
Clothing and Footwear	135.4	137.9	0.36
Housing, Water, Electricity, Gas & Other Fuels	150.1	152.9	0.39
Furnishings, Household Equipment & Routine Maintenance of the House	146.4	147.0	0.00
Health	125.6	127.9	0.08
Transport	136.2	141.2	(0.42)
Communication	114.1	114.5	0.00
Recreation and Culture	117.6	118.4	0.08
Education	130.8	130.8	0.00
Restaurants and Miscellaneous Goods & Services	181.3	183.4	0.00
ALL ITEMS	151.1	156.2	0.26

**Figure 1. Consumer Price Index for All Income Households in
Catanduanes:
June 2016 and June 2017**

■ Jun-17 ■ Jun-16

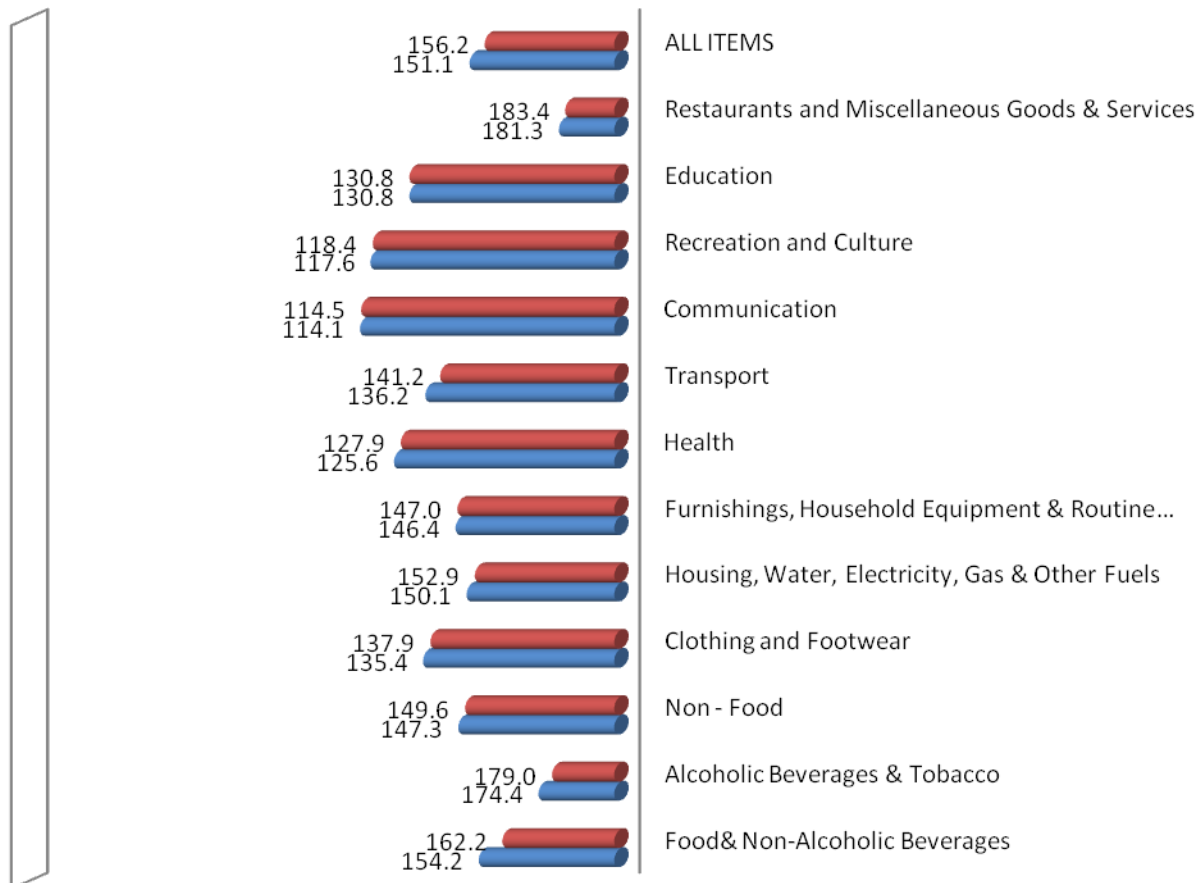
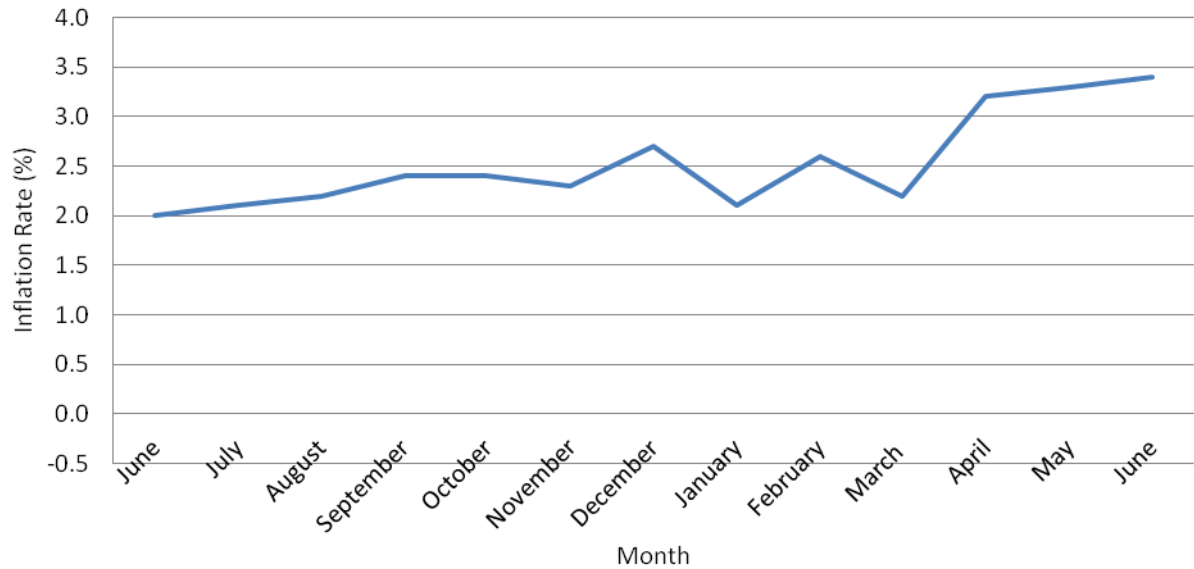


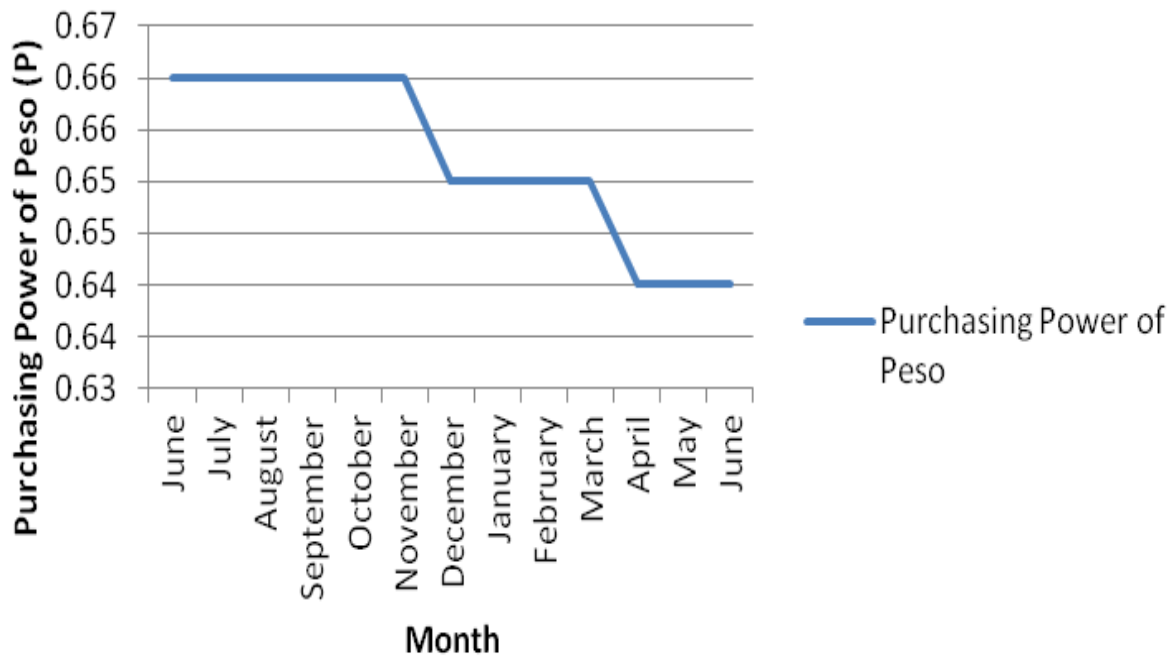
Table 2. Consumer Price Index for All Income Households in Catanduanes (2006-100): May 2017 and June 2017

COMMODITY GROUP	May-17	June-17	Month-on-Month change
ALL ITEMS	155.8	156.2	0.26
I. FOOD AND NON-ALCOHOLIC BEVERAGES	161.6	162.2	0.37
* Food	163.0	163.6	0.37
Bread and Cereals	169.7	169.9	0.12
Rice	177.7	178.0	0.17
Corn	271.3	290.2	6.51
Other Cereals, Flour, Cereal Preparation, Bread, Pasta and Other Bakery Products	142.6	142.7	0.07
Meat	146.5	147.1	0.41
Fish	160.1	158.1	(1.27)
Milk, Cheese and Eggs	146.0	146.1	0.07
Oils and Fats	262.6	262.6	0.00
Fruit	139.8	143.2	2.37
Vegetables	173.2	180.4	3.99
Sugar, Jam, Honey, Chocolate and Confectionery	130.1	130.4	0.23
Food Products N.E.C.	170.6	170.8	0.12
* Non-alcoholic Beverages	134.9	135.0	0.07
II. ALCOHOLIC BEVERAGES AND TOBACCO	178.7	179.0	0.17
Alcoholic Beverages	155.8	156.5	0.45
Tobacco	206.9	206.9	0.00
NON-FOOD	149.4	149.6	0.13
III. CLOTHING AND FOOTWEAR	137.4	137.9	0.36
Clothing	132.3	132.5	0.15
Footwear	149.5	150.9	0.93
IV. HOUSING, WATER, ELECTRICITY, GAS AND OTHER FUELS	152.3	152.9	0.39
Actual Rentals for Housing	151.6	151.6	0.00
Maintenance and Repair of the Dwelling	142.7	142.8	0.07
Water Supply and Miscellaneous Services Relating to the Dwelling	117.7	117.7	0.00
Electricity, Gas and Other Fuels	159.1	160.7	1.00
V. FURNISHINGS, HOUSEHOLD EQUIPMENT AND ROUTINE MAINTENANCE OF THE HOUSE	147.0	147.0	0.00
Furniture and Furnishings, Carpets and Other Floor Coverings	119.5	119.5	0.00
Household Textiles	127.7	127.7	0.00
Household Appliances	123.3	123.3	0.00
Glassware, Tableware and Household Utensils	165.1	165.1	0.00
Tools and Equipment for House and Garden	125.7	125.7	0.00
Goods and Services for Routine Household Maintenance	153.4	153.4	0.00
VI. HEALTH	127.8	127.9	0.08
Medical Products, Appliances and Equipment	129.8	129.9	0.08
Out-patient Services	114.1	114.1	0.00
Hospital Services	123.1	123.1	0.00
VII. TRANSPORT	141.8	141.2	(0.42)
Operation of Personal Transport Equipment	132.9	133.0	0.08
Transport Services	144.1	143.3	(0.56)
VIII. COMMUNICATION	114.5	114.5	0.00
Postal Services			
Telephone and Telefax Equipment	45.3	45.3	0.00
Telephone and Telefax Services	137.6	137.6	0.00
IX. RECREATION AND CULTURE	118.3	118.4	0.08
Audio-visual, Photographic and Information Processing Equipment	101.5	101.5	0.00
Other Major Durables for Recreation and Culture			
Other Recreational Items and Equipment, Gardens and Pets			
Recreational and Cultural Services	100.0	100.0	0.00
Newspapers, Books and Stationery	127.7	127.9	0.16
X. EDUCATION	130.8	130.8	0.00
Pre-primary and Primary Education	174.3	174.3	0.00
Secondary Education	118.1	118.1	0.00
Tertiary Education	100.0	100.0	0.00
Education Not Definable by Level			
XI. RESTAURANT AND MISCELLANEOUS GOODS AND SERVICES	183.4	183.4	0.00
Catering Services	216.6	216.6	0.00
Personal Care	143.0	143.1	0.07
Personal Effects N.E.C.	150.5	150.5	0.00

**Figure 2. Inflation Rate in Catanduanes:
June 2016 to June 2017**



**Figure 3. Purchasing Power of Peso in Catanduanes:
June 2016 to June 2017**



CONCEPTS AND DEFINITIONS

CONSUMER PRICE INDEX (CPI):

- * A measure of the changes in the average price level of goods and services that most people buy for their day-to-day consumption.
- * It measures the composite change in the consumer prices of various commodities over time.

COMPONENTS OF THE CPI:

- * *Market basket* -- A sample of the variety of goods and services commonly consumed by an average Filipino household to represent the price behavior of all goods and services bought by consumers.
- * *Weight* - Value attached to a commodity or group of commodities depending on the magnitude of its contribution to the index.
- * *Base period* -- A reference date at which the index is equal to 100. Base year is 2006.
- * *Sample outlets* -- Establishments where prices of commodities are quoted.
- * *Index methodology* -- Laspeyre's formula = Fixed base year and weights.

INFLATION RATE:

- * It is the annual rate of change or the year-on-year change in average retail prices.

PURCHASING POWER OF THE PESO (PPP):

- * It shows how much the peso in the base period is worth in the current period.