



SPECIAL RELEASE

CONSUMER PRICE INDEX FOR ALL INCOME HOUSEHOLDS IN CATANDUANES, 2012=100: OCTOBER 2019

Date of Release: 12 November 2019

Reference No.: 2019-11-024-CT

PRICE SITUATION: Year-on-Year

Inflation Rate (IR) in Catanduanes slows down to -1.1 in October 2019

The Inflation Rate (IR) in the province of Catanduanes for October 2019 slows down to -1.1 percent which translates to a Purchasing Power of the Peso of P 0.84. It is lower than the registered IR of -0.7 percent in September 2019. It is also lower by 10.2 points than the registered inflation rate of 9.1 in the same period last year.

The CPI for all Income Households in all items in Catanduanes for the month of October 2019 registered at 118.9 index points which is higher than last month's registered index points of 118.3. It is lower than the 120.2 price index points registered in the same period last year.

PRICE SITUATION: Month-on-Month

Vegetables commodity group has the highest increase in CPI for October 2019

The Food and Non-Alcoholic Beverages commodity group recorded a 122.6 consumer price index points during the month of October 2019 which is lower than last month's recorded price index points of 121.9. Vegetables commodity group had the highest increase in CPI recorded at 3.93 price index points. Other commodity groups that recorded an increase in price index points during the month were Other Cereals, Flour, Cereal Preparation, Bread, Pasta and Other Bakery Products (1.72%); Non-alcoholic Beverages (0.97%); Fruit (0.89%); Fish (0.87%); Milk, Cheese and Eggs (0.59%); and Food Products N.E.C. (0.39%).

Sugar, Jam, Honey, Chocolate and Confectionary commodity group has the highest decline in CPI in October 2019

CPI for Sugar, Jam, Honey, Chocolate and Confectionary commodity group in October 2019 had the highest decrease recorded at (0.64%) price index points. Other commodity groups that recorded decrease in CPI during the month were Meat (0.56%); Rice (0.54%); Oils and Fats (0.15%).

Bread and Cereals and Corn commodity group did not experience any changes in CPI during the month.

Alcoholic, Beverages and Tobacco commodity group did not experience any change in CPI for October 2019

CPI for Alcoholic, Beverages and Tobacco commodity group in October 2019 did not experience any changes in CPI during the month.

Transport commodity group headlines non-food commodity groups that experienced increase in CPI in October 2019

Non-food Commodity Group that recorded an increase in price index points during the month were Transport (2.78%); Clothing and Footwear (1.24%); Housing, Water, Electricity, Gas and Other Fuels (0.35%); and Furnishings, Household Equipment and Routine Maintenance of the House (0.08%).

Commodity groups that recorded decline in CPI during the month were Recreation and Culture (0.77%) and Health (0.09%).

Restaurant and Miscellaneous Goods and Services, Education and Communication commodity groups did not experience any changes in price index points during the month.

**Table1. Consumer Price Index for All Income Households in Catanduanes
2012=100, October 2018 and October 2019**

Commodity Group	October 2018	October 2019	Year on Year Change
Food& Non-Alcoholic Beverages	127.5	122.6	(3.8)
Alcoholic Beverages & Tobacco	152.6	167.9	10.0
Non - Food	112.0	113.5	1.3
Clothing and Footwear	116.7	122.5	5.0
Housing, Water, Electricity, Gas & Other Fuels	116.3	114.6	(1.5)
Furnishings, Household Equipment & Routine Maintenance of the House	116.7	120.5	3.3
Health	114.1	114.3	0.2
Transport	102.4	103.4	1.0
Communication	100.3	100.9	0.6
Recreation and Culture	114.8	116.7	(19.4)
Education	72.1	72.2	0.1
Restaurants and Miscellaneous Goods & Services	112.8	116.8	3.5
ALL ITEMS	120.2	118.9	(1.1)

**Figure 1. Consumer Price Index for All Income Households in Catanduanes:
2012=100 October 2018 and October 2019**

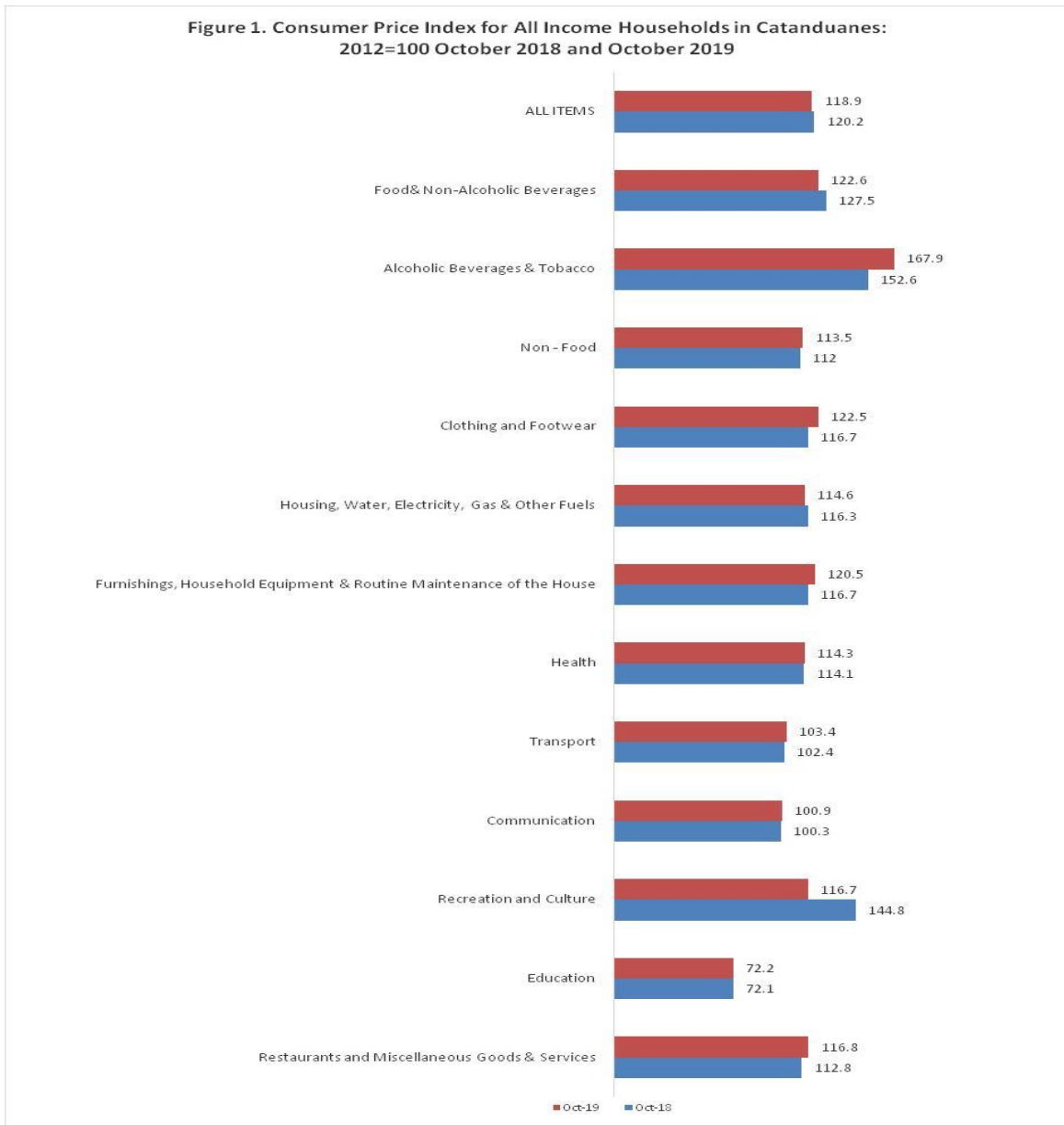
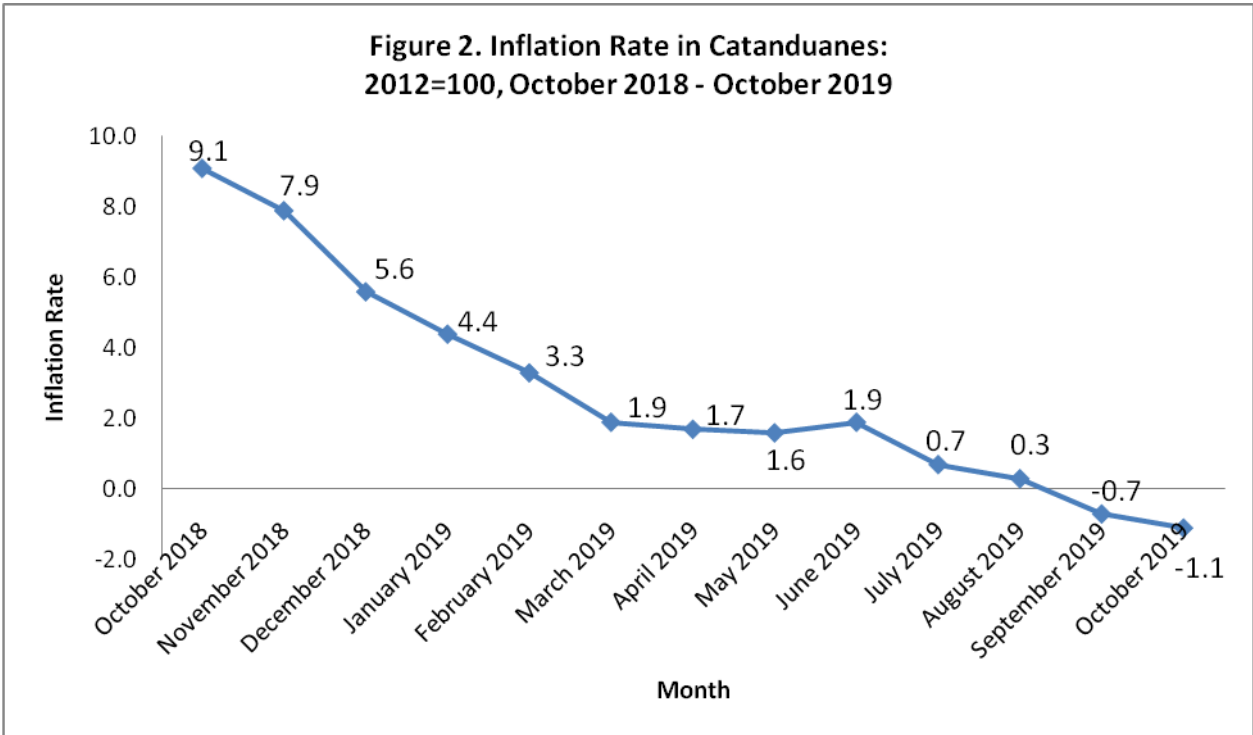


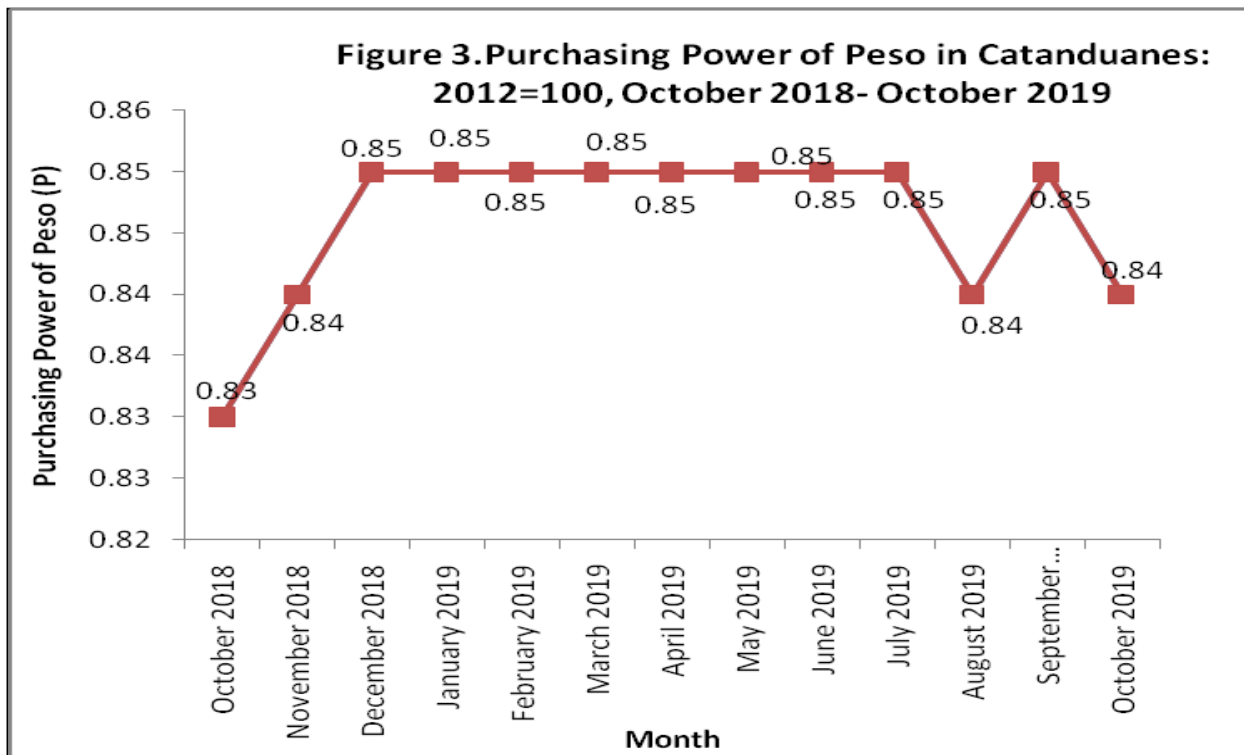
Table2. Consumer Price Index for All Income Households in Catanduanes (2012=100): September 2019 and October 2019

COMMODITY GROUP	September-19	October-19	Month-on-Month change
ALL ITEMS	118.3	118.9	0.51
I. FOOD AND NON-ALCOHOLIC BEVERAGES	121.9	122.6	0.57
* Food	121.8	122.4	0.49
Bread and Cereals	112.0	112.0	0.00
Rice	110.4	109.8	(0.54)
Corn	437.2	437.2	0.00
Other Cereals, Flour, Cereal Preparation, Bread, Pasta and Other Bakery Products	110.3	112.2	1.72
Meat	126.1	125.4	(0.56)
Fish	125.9	127.0	0.87
Milk, Cheese and Eggs	119.5	120.2	0.59
Oils and Fats	129.7	129.5	(0.15)
Fruit	145.7	147.0	0.89
Vegetables	152.6	158.6	3.93
Sugar, Jam, Honey, Chocolate and Confectionery	108.8	108.1	(0.64)
Food Products N.E.C.	129.2	129.7	0.39
* Non-alcoholic Beverages	123.8	125.0	0.97
II. ALCOHOLIC BEVERAGES AND TOBACCO	167.9	167.9	0.00
Alcoholic Beverages	152.1	152.1	0.00
Tobacco	186.9	186.9	0.00
NON-FOOD	112.8	113.5	0.62
III. CLOTHING AND FOOTWEAR	121.0	122.5	1.24
Clothing	119.8	121.2	1.17
Footwear	123.5	125.3	1.46
IV. HOUSING, WATER, ELECTRICITY, GAS AND OTHER FUELS	114.2	114.6	0.35
Actual Rentals for Housing	-	-	-
Maintenance and Repair of the Dwelling	126.4	126.1	(0.24)
Water Supply and Miscellaneous Services Relating to the Dwelling	103.9	103.9	0.00
Electricity, Gas and Other Fuels	115.0	115.6	0.52
V. FURNISHINGS, HOUSEHOLD EQUIPMENT AND ROUTINE MAINTENANCE OF THE HOUSE	120.4	120.5	0.08
Furniture and Furnishings, Carpets and Other Floor Coverings	113.3	113.3	0.00
Household Textiles	116.9	117.2	0.26
Household Appliances	138.3	138.6	0.22
Glassware, Tableware and Household Utensils	112.0	113.1	0.98
Tools and Equipment for House and Garden	-	-	-
Goods and Services for Routine Household Maintenance	130.1	130.1	0.00
VI. HEALTH	114.4	114.3	(0.09)
Medical Products, Appliances and Equipment	121.8	121.6	(0.16)
Out-patient Services	124.4	124.4	0.00
Hospital Services	99.8	99.8	0.00
VII. TRANSPORT	100.6	103.4	2.78
Operation of Personal Transport Equipment	97.7	99.4	1.74
Transport Services	101.0	104.2	3.17
VIII. COMMUNICATION	100.9	100.9	0.00
Postal Services	148.4	148.4	0.00
Telephone and Telefax Equipment	98.1	98.1	0.00
Telephone and Telefax Services	101.5	101.5	0.00
IX. RECREATION AND CULTURE	117.6	116.7	(0.77)
Audio-visual, Photographic and Information Processing Equipment	117.7	116.3	(1.19)
Other Major Durables for Recreation and Culture	108.4	108.4	0.00
Other Recreational Items and Equipment, Gardens and Pets	104.9	104.9	0.00
Recreational and Cultural Services	159.4	159.4	0.00
Newspapers, Books and Stationery	121.1	121.1	0.00
X. EDUCATION	72.2	72.2	0.00
Pre-primary and Primary Education	123.2	123.2	0.00
Secondary Education	104.4	104.4	0.00
Tertiary Education	45.4	45.4	0.00
Education Not Definable by Level	101.3	101.3	0.00
XI. RESTAURANT AND MISCELLANEOUS GOODS AND SERVICES	116.8	116.8	0.00
Catering Services	113.2	113.2	0.00
Personal Care	121.9	121.9	0.00
Personal Effects N.E.C.	110.8	110.8	0.00

**Figure 2. Inflation Rate in Catanduanes:
2012=100, October 2018 - October 2019**



**Figure 3. Purchasing Power of Peso in Catanduanes:
2012=100, October 2018- October 2019**



CONCEPTS AND DEFINITIONS

CONSUMER PRICE INDEX (CPI):

- * A measure of the changes in the average price level of goods and services that most people buy for their day-to-day consumption.
- * It measures the composite change in the consumer prices of various commodities over time.

COMPONENTS OF THE CPI:

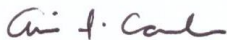
- * *Market basket* -- A sample of the variety of goods and services commonly consumed by an average Filipino household to represent the price behavior of all goods and services bought by consumers.
- * *Weight* - Value attached to a commodity or group of commodities depending on the magnitude of its contribution to the index.
- * *Base period* -- A reference date at which the index is equal to 100. Base year is 2012.
- * *Sample outlets* -- Establishments where prices of commodities are quoted.
- * *Index methodology* -- Laspeyre's formula = Fixed base year and weights.

INFLATION RATE:

- * It is the annual rate of change or the year-on-year change in average retail prices.

PURCHASING POWER OF THE PESO (PPP):

- * It shows how much the peso in the base period is worth in the current period.



ANAVI F. CAMACHO
Supervising Statistical Specialist
Officer-in-Charge