



Republic of the Philippines

**Philippine Statistics Authority**

Catanduanes Provincial Statistical Office

# SPECIAL RELEASE

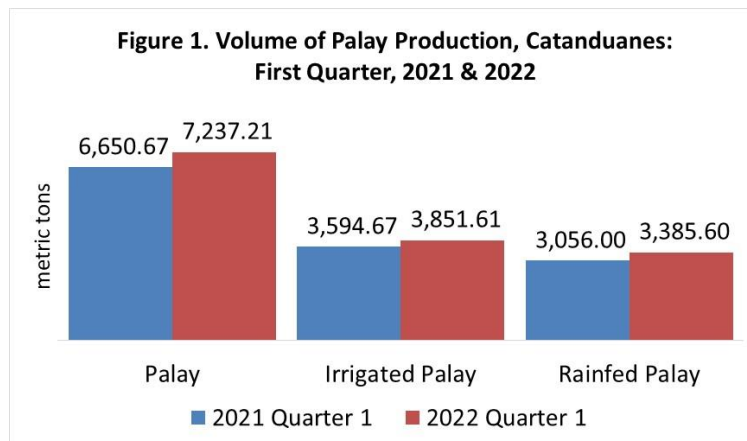
## Catanduanes Palay and Corn Situation Report: First Quarter 2021 & 2022

**Date of Release:** 19 August 2022

**Reference No. :** 2022-08-057-CT

### PALAY

In First Quarter of 2022, the total volume of palay production in Catanduanes was estimated at 7, 237.21 metric tons which was higher by 8.82 percent from the first quarter of previous year's record of 6, 650.67 metric tons. Volume of production for irrigated palay increased by 7.15 percent or from 3, 594.67 metric tons in first quarter of 2021 to 3, 851.61 metric tons in same quarter of 2022. Also, volume of production of rainfed palay increased by 10.79 percent or from 3, 056.00 metric tons in first quarter of 2021 to 3, 385.60 metric tons in same quarter of this year. (Figure 1 and Table 1)



**Table 1. Volume of Palay Production, Catanduanes:  
First Quarter 2021 & 2022**

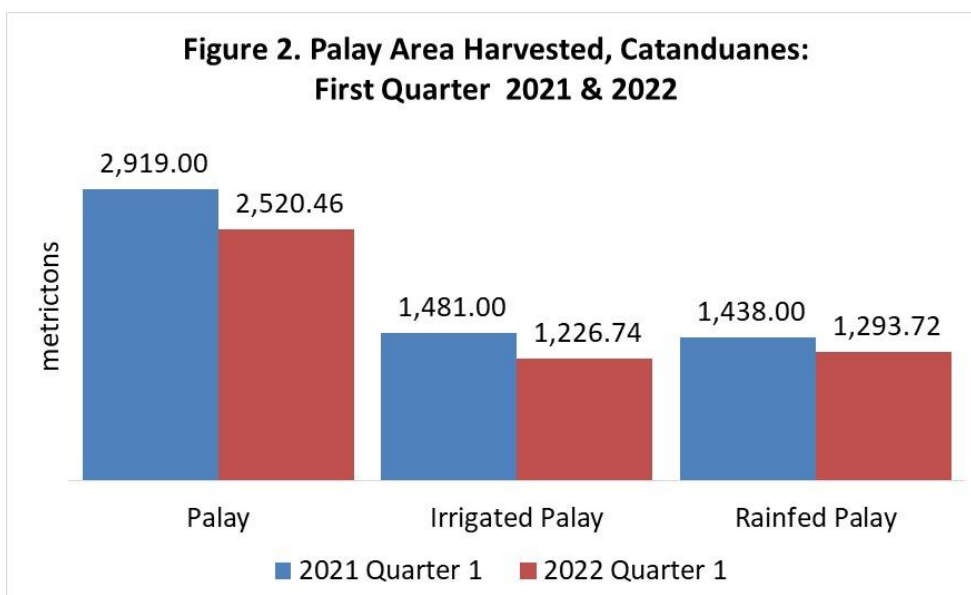
Crops	Volume of Production (metric tons)		Percent Change
	2021	2022	
<b>Palay</b>	<b>6,650.67</b>	<b>7,237.21</b>	<b>8.82</b>
Irrigated Palay	3,594.67	3,851.61	7.15
Rainfed Palay	3,056.00	3,385.60	10.79

Address: BL Jastrid Bldg National Road Cavinitan, Virac, Catanduanes

Telephone: 09209681179

Email address: psacatanduanes2005@gmail.com

The total area harvested on palay in Catanduanes for first quarter of 2022 registered a decrease of -13.65 percent or from 2, 919.00 hectares in 2021 to 2, 520.46 hectares in same quarter of 2022. Irrigated Palay registered an decrease of -17.17 percent in total area harvested in first quarter of 2021 or from 1, 481.00 hectares harvested to 1, 226.74 hectares harvested in same quarter of 2022. Meanwhile, rainfed palay registered a decrease of -10.03 percent or from 1, 438.00 hectares harvested in first quarter of 2021 to 1, 293.72 hectares harvested in same quarter of 2022. (Figure 2 and Table 2)

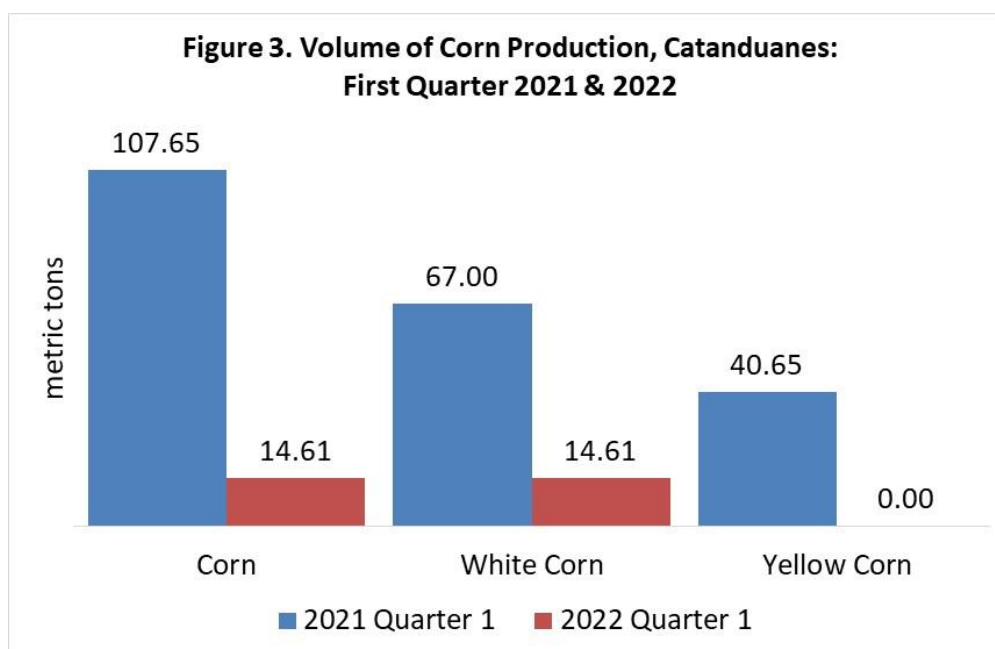


**Table 2. Area Harvested of Palay Production, Catanduanes:  
First Quarter 2021 & 2022**

Crops	Area Harvested (hectares)		Percent Change
	2021	2022	
<b>Palay</b>	<b>2,919.00</b>	<b>2,520.46</b>	<b>-13.65</b>
Irrigated Palay	1,481.00	1,226.74	-17.17
Rainfed Palay	1,438.00	1,293.72	-10.03

## CORN

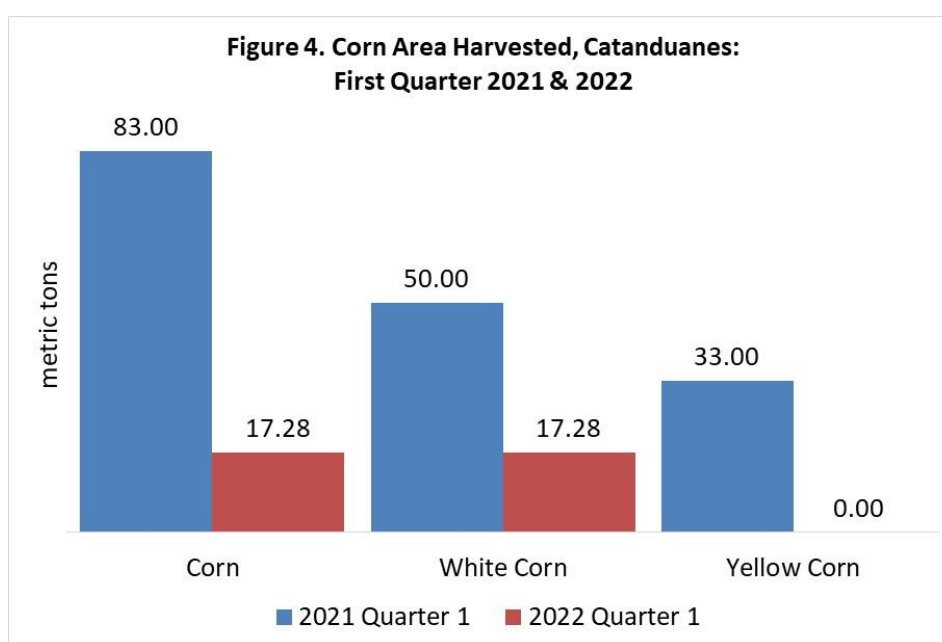
In first quarter of 2022, the total volume of corn production in Catanduanes was estimated at 14.61 metric tons which was reduced by -86.43 percent from the same quarter of previous year's record of 107.65 metric tons. Volume of production for white corn decreased by -78.19 percent or from 67.00 metric tons in first quarter of 2021 to 14.61 metric tons in same quarter of 2022. Meanwhile, there was no reported volume of production for yellow corn for first quarter of 2022, hence, a decrease of -100.00 percent was noted against same quarter of previous year's production of 40.65 metric tons. (Figure 3 and Table 3)



**Table 3. Volume of Corn Production, Catanduanes:  
First Quarter 2021 & 2022**

Crops	Volume of Production (metric tons)		Percent Change
	2021	2022	
<b>Corn</b>	<b>107.65</b>	<b>14.61</b>	<b>-86.43</b>
White Corn	67.00	14.61	-78.19
Yellow Corn	40.65	0.00	-100.00

The total area harvested on corn in Catanduanes for first quarter of 2022 registered a decrease of -79.18 percent or from 83.00 hectares in 2021 to 17.28 hectares in same quarter of 2022. White corn registered a decrease of -65.44 percent in total area harvested in first quarter of 2022 or from 50.00 hectares harvested in 2021 to 17.28 hectares harvested in same quarter of 2022. Meanwhile, there was no reported area harvested for yellow corn for first quarter of 2022, hence, a decrease of -100.00 percent was noted against same quarter of previous year's production of 33.00 metric tons. (Figure 4 and Table 4)



**Table 4. Area Harvested of Corn Production, Catanduanes:  
First Quarter 2021 & 2022**

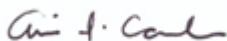
Crops	Area Harvested (hectares)		Percent Change
	2020	2021	
<b>Corn</b>	83.00	17.28	<b>-79.18</b>
White Corn	50.00	17.28	-65.44
Yellow Corn	33.00	0.00	-100.00

## TECHNICAL NOTES

The **Palay and Corn Production Survey (PCPS)** consist of two (2) national quarterly surveys which are conducted simultaneously. These are the Palay Production Survey (PPS) and Corn Production Survey (CPS). The main objective of the PCPS is to generate estimates and forecasts of palay/corn area, production and yield. PCPS is a survey that aims to generate estimates and forecasts on palay and corn production, area and yield, and other production-related statistics.

The PCPS is one of the three cereal-based surveys or system monitoring of the PSA. The other two surveys are Monthly Palay and Corn Situation Reporting System (MPCSRs) and Palay and Corn Stocks Survey (PCSS).

This survey is conducted quarterly across the nation done on the 1st 10 days after the reference quarter. PSA Catanduanes has 19 sample barangays with 86 sample households for PCS and 58 sample households for CPS.



**ANA VI F. CAMACHO**  
*Chief Statistical Specialist*