



Republic of the Philippines

Philippine Statistics Authority

Catanduanes Provincial Statistical Office

SPECIAL RELEASE

Palay and Corn Situation Report 2020-2021

Date of Release: 17 May 2022

Reference No. : 2022-05-027

PALAY

In 2021, the total volume of palay production in Catanduanes was estimated at 23, 376.41 metric tons which was reduced by -13.48 percent from the previous year's record of 27, 019.09 metric tons. Volume of production for irrigated palay decreased by -6.30 percent or from 13, 969.55 metric tons in 2020 to 13, 089.49 metric tons in 2021. Also, volume of production of rainfed palay decreased by -21.17 percent or from 13, 049.54 metric tons in 2020 to 10, 286.93 metric tons in 2021. (Figure 1 and Table 1)

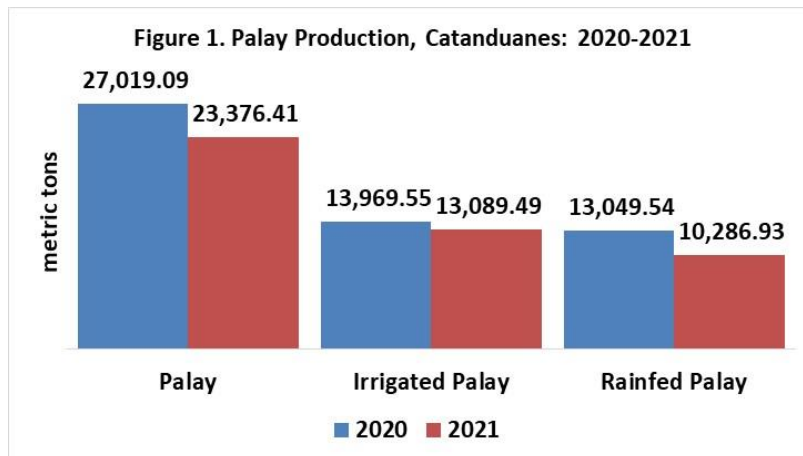


Table 1. Volume of Palay Production, Catanduanes: 2020-2021

Crops	Volume of Production (metric tons)		Percent Change
	2020	2021	
Palay	27,019.09	23,376.41	-13.48
Irrigated Palay	13,969.55	13,089.49	-6.30
Rainfed Palay	13,049.54	10,286.93	-21.17

Address: BL Jastrid Bldg National Road Cavinitan, Virac, Catanduanes

Telephone: 09209681179

Email address: psacatanduanes2005@gmail.com

The total area harvested on palay in Catanduanes for 2021 registered a decrease of -5.71 percent or from 8,914.99 hectares in 2020 to 8,405.56 hectares in 2021. Irrigated Palay registered an increase of 7.55 percent in total area harvested in 2021 or from 3,894.46 hectares harvested in 2020 to 4,188.32 hectares harvested in 2021. Meanwhile, rainfed palay registered a decrease of -16.00 percent or from 5,020.53 hectares harvested in 2020 to 4,217.24 hectares harvested in 2021. (Figure 2 and Table 2)

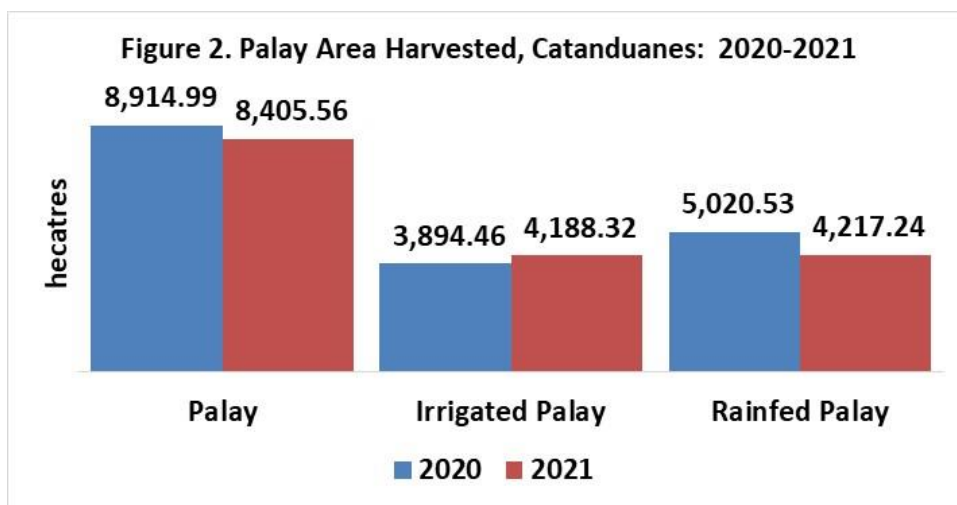


Table 2. Area Harvested of Palay Production, Catanduanes: 2020-2021

Crops	Area Harvested (hectares)		Percent Change
	2020	2021	
Palay	8,914.99	8,405.56	-5.71
Irrigated Palay	3,894.46	4,188.32	7.55
Rainfed Palay	5,020.53	4,217.24	-16.00

CORN

In 2021, the total volume of corn production in Catanduanes was estimated at 434.18 metric tons which was reduced by -47.26 percent from the previous year's record of 823.25 metric tons. Volume of production for white corn decreased by -38.15 percent or from 636.25 metric tons in 2020 to 393.5349 metric tons in 2021. Also, volume of production of yellow corn decreased by -78.26 percent or from 187.00 metric tons in 2020 to 40.65 metric tons in 2021. (Figure 3 and Table 3)

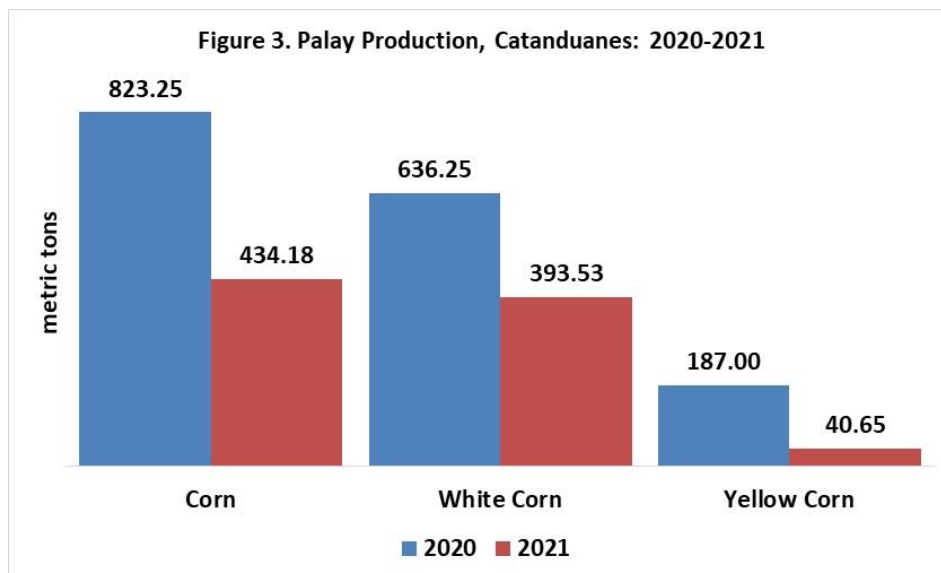


Table 3. Volume of Corn Production, Catanduanes: 2020-2021

Crops	Volume of Production (metric tons)		Percent Change
	2020	2021	
Corn	823.25	434.18	-47.26
White Corn	636.25	393.53	-38.15
Yellow Corn	187.00	40.65	-78.26

The total area harvested on corn in Catanduanes for 2021 registered a decrease of -38.89 percent or from 673.99 hectares in 2020 to 411.87 hectares in 2021. White corn registered a decrease of -26.72 percent in total area harvested in 2021 or from 516.99 hectares harvested in 2020 to 378.87 hectares harvested in 2021. Meanwhile, yellow corn also registered a decrease of -78.98 percent or from 157.00 hectares harvested in 2020 to 33.00 hectares harvested in 2021. (Figure 4 and Table 4)

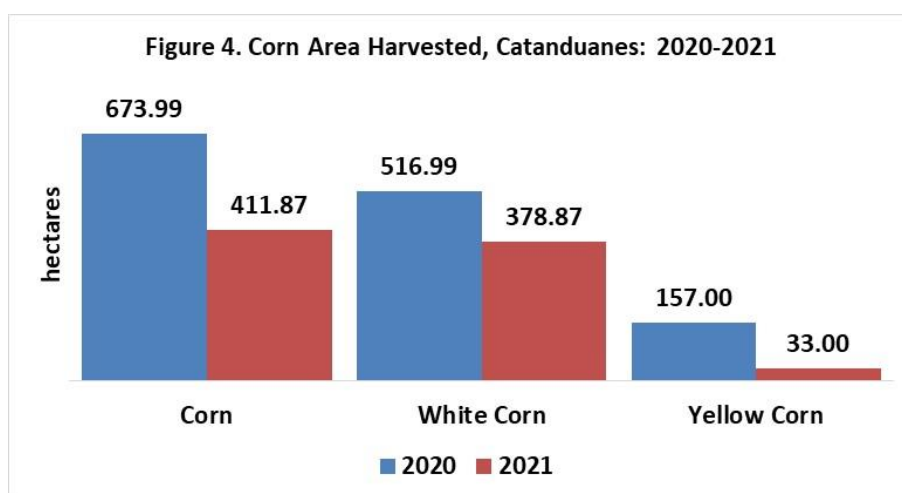


Table 4. Area Harvested of Corn Production, Catanduanes: 2020-2021

Crops	Area Harvested (hectares)		Percent Change
	2020	2021	
Corn	673.99	411.87	-38.89
White Corn	516.99	378.87	-26.72
Yellow Corn	157.00	33.00	-78.98

TECHNICAL NOTES

The **Palay and Corn Production Survey (PCPS)** consist of two (2) national quarterly surveys which are conducted simultaneously. These are the Palay Production Survey (PPS) and Corn Production Survey (CPS). The main objective of the PCPS is to generate estimates and forecasts of palay/corn area, production and yield. PCPS is a survey that aims to generate estimates and forecasts on palay and corn production, area and yield, and other production-related statistics.

The PCPS is one of the three cereal-based surveys or system monitoring of the PSA. The other two surveys are Monthly Palay and Corn Situation Reporting System (MPCRS) and Palay and Corn Stocks Survey (PCSS).

This survey is conducted quarterly across the nation done on the 1st 10 days after the reference quarter. PSA Catanduanes has 19 sample barangays with 86 sample households for PCS and 58 sample households for CPS.



ANAVI F. CAMACHO
Chief Statistical Specialist