

SPECIAL RELEASE

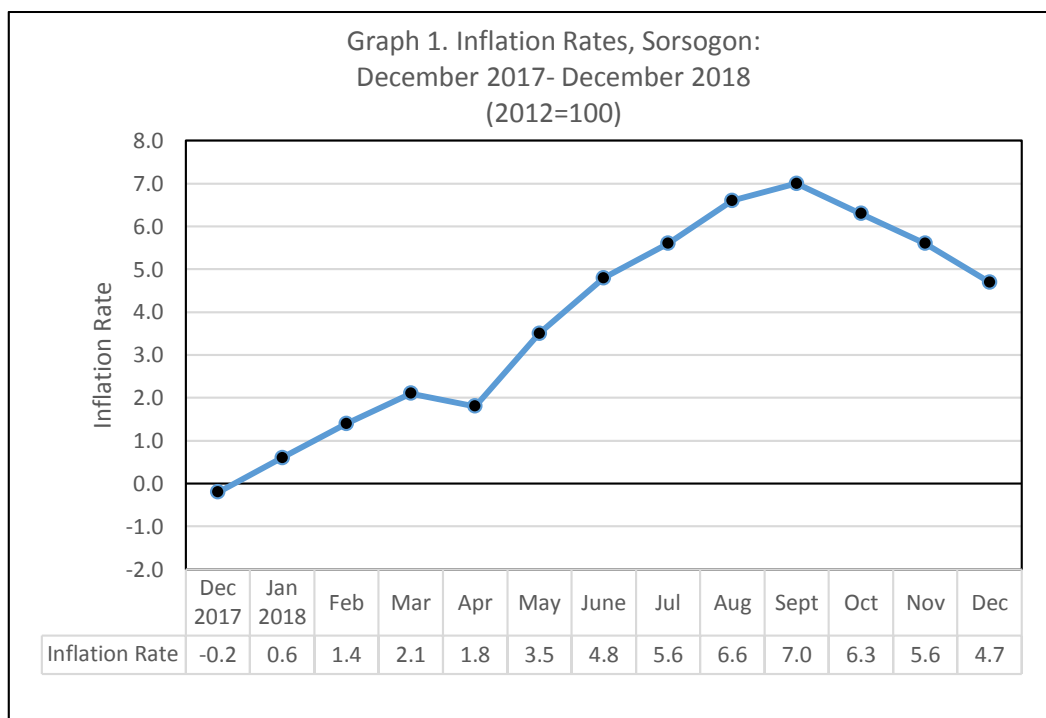
CONSUMER PRICE INDEX FOR ALL INCOME HOUSEHOLDS IN SORSOGON: December 2018 (2012=100)

Date of Release: January 21, 2019

Reference No. 2019-04

PRICE SITUATION: Year-on-Year

The year-on-year inflation rate (IR) for the province of Sorsogon registered at 4.7% in December 2018 with 2012 as base year. This is 0.9 percentage points higher than the IR recorded last month which was 5.6%. The IR a year ago was negative 0.2%. (Refer to Graph 1)

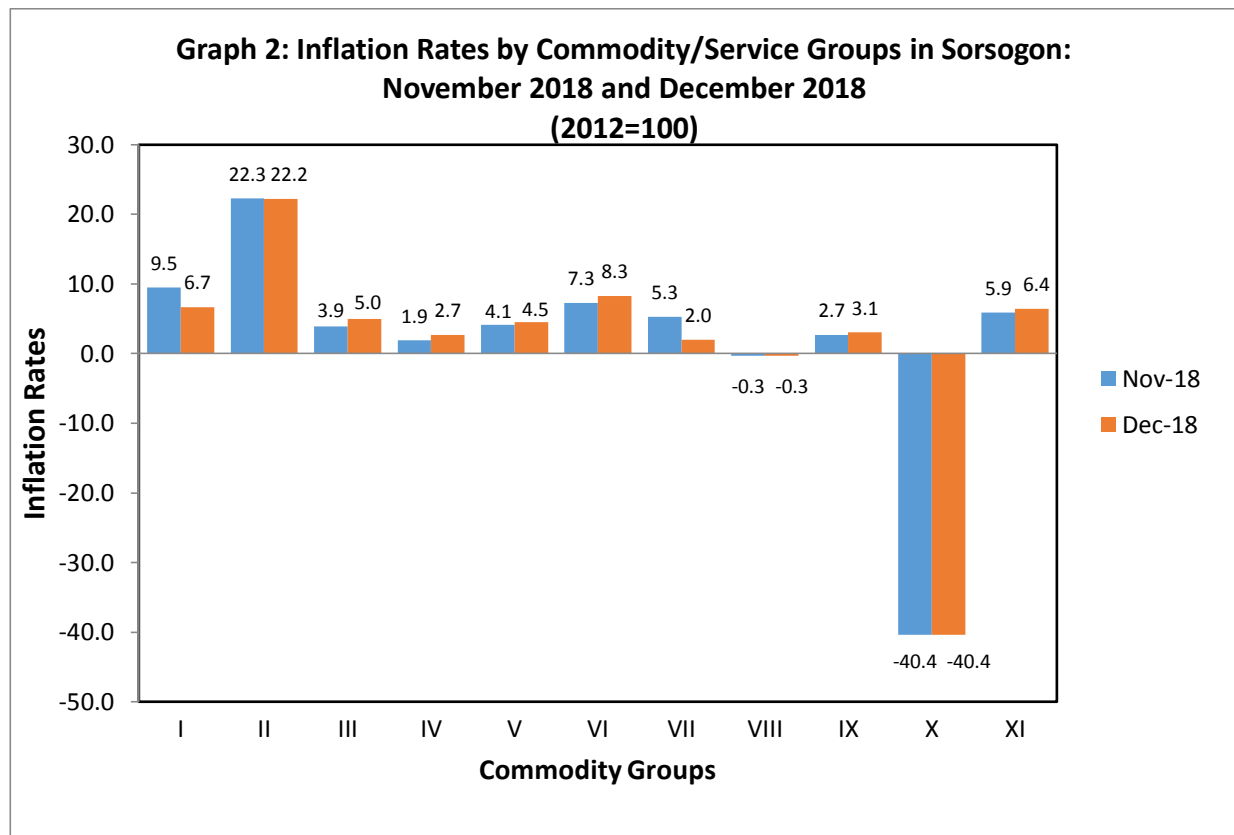


The current IR movement could be attributed to Food items with a decrease of 3.1 percentage points from last month's IR along with Alcoholic Beverages and Tobacco with 0.1 percentage points decrease. Non-alcoholic beverage, however, posted an increase of 1.8 percentage points. Moreover, Non-food items also posted slight increase from 2.4 percent to 2.8 percent.

Among commodity group I, significant decrease were registered on most of the items with Fish and Corn items as top two having 14.7 and 12.5 percentage points decrements respectively. Oils and Fats, Vegetables and Rice also decreased by 5.9,

3.4 and 2.7 percentage points consecutively. Conversely, meat and milk, cheese and eggs registered slight increase of 0.3 and 1.0 percentage points accordingly.

Along Non-Food items, most commodity groups increased except for Transport with 3.0% decrease. Significant increase registered on Clothing and Footwear with 1.1 percentage point increase. Meanwhile, Communication and Education remained at same IR level and the rest of the commodity groups slightly increase by less than one percentage points. (Refer to Graph 2)



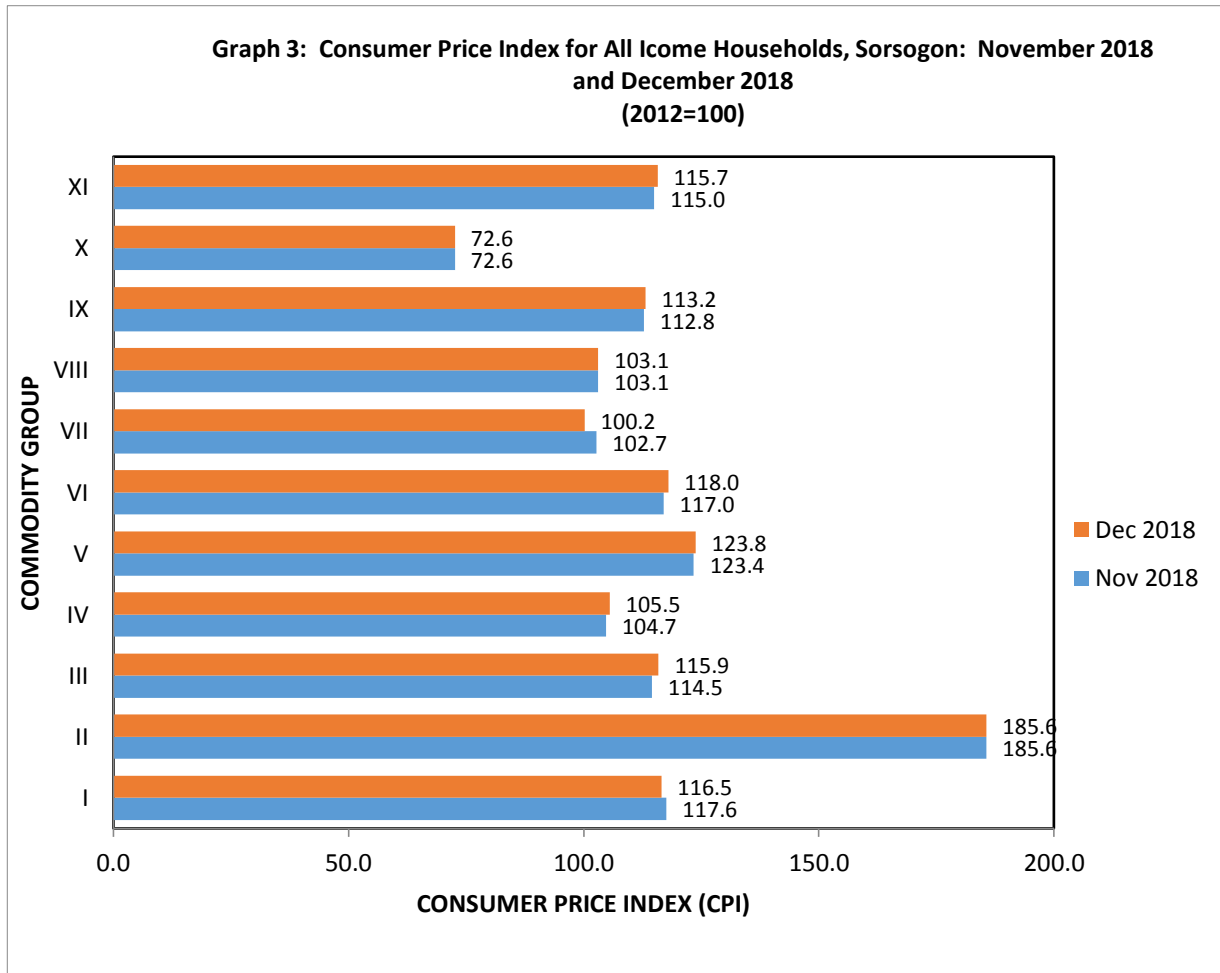
- I. Food and Non-Alcoholic Beverages
- II. Alcoholic and Beverages and Tobacco
- III. Clothing and Footwear
- IV. Housing, Water, Electricity, Gas and other Fuels
- V. Furnishing, Household Equipment and Routine Maintenance of the House
- VI. Health
- VII. Transport
- VIII. Communication
- IX. Recreation and Culture
- X. Education
- XI. Restaurants and Miscellaneous and Services



PRICE SITUATION: Month-on-Month

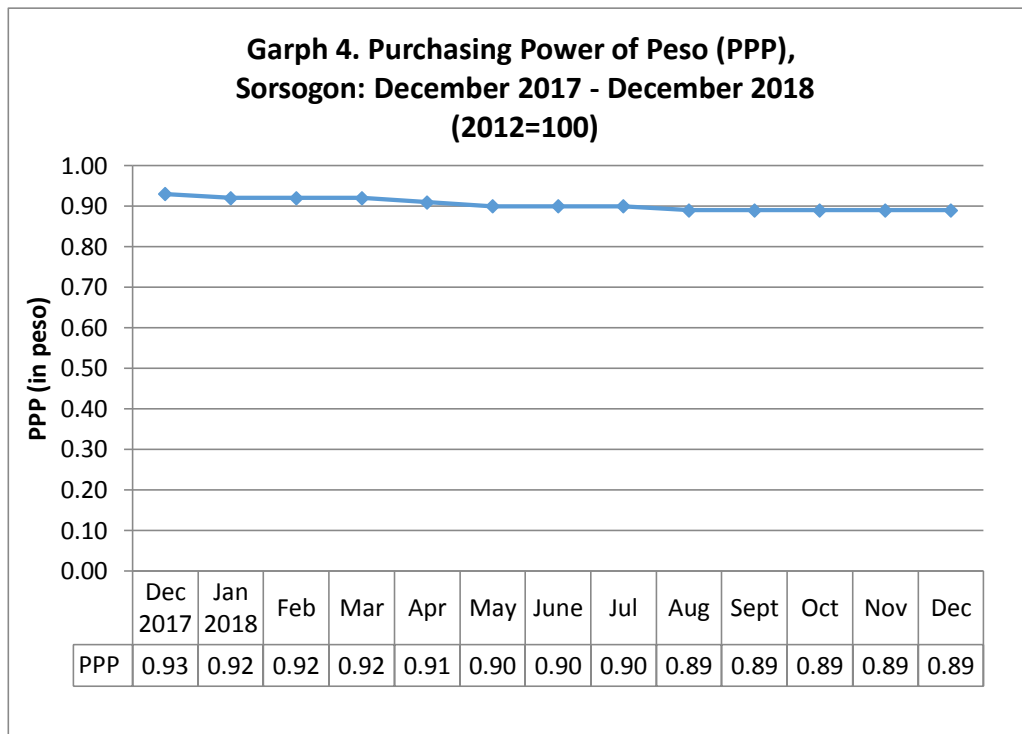
On a monthly basis, the consumer price index (CPI) for all income households in the province of Sorsogon was 112.2 in December 2018. This was lower by 0.2% than the index level posted in November 2018. This also means that the general prices for the province of Sorsogon increased by 12.2% with the 2012 base year.

All commodity groups increased except for commodity group I and VII with 0.9% and 2.4% decrease. Increments were high on group III with 1.2%. Other groups registered less than one percent increase except for groups II, VIII and X with a stable price for this month. (Refer to Graph 3)





The purchasing power of peso (PPP) in the province of Sorsogon for this month remained stable at 0.89 pesos. This means that a peso in 2012 is worth 89 centavos in October 2018 for the province of Sorsogon. The PPP a year ago was 0.93 pesos. (Refer to Graph 4)



ELVIRA O. APOGÑOL
Chief, Statistical Specialist
PSA- Sorsogon PSO