

# SPECIAL RELEASE

## FARM PRICES STATISTICS 1<sup>ST</sup> QUARTER 2019

Date of Release: JUNE 2019

Reference No: 2019-17

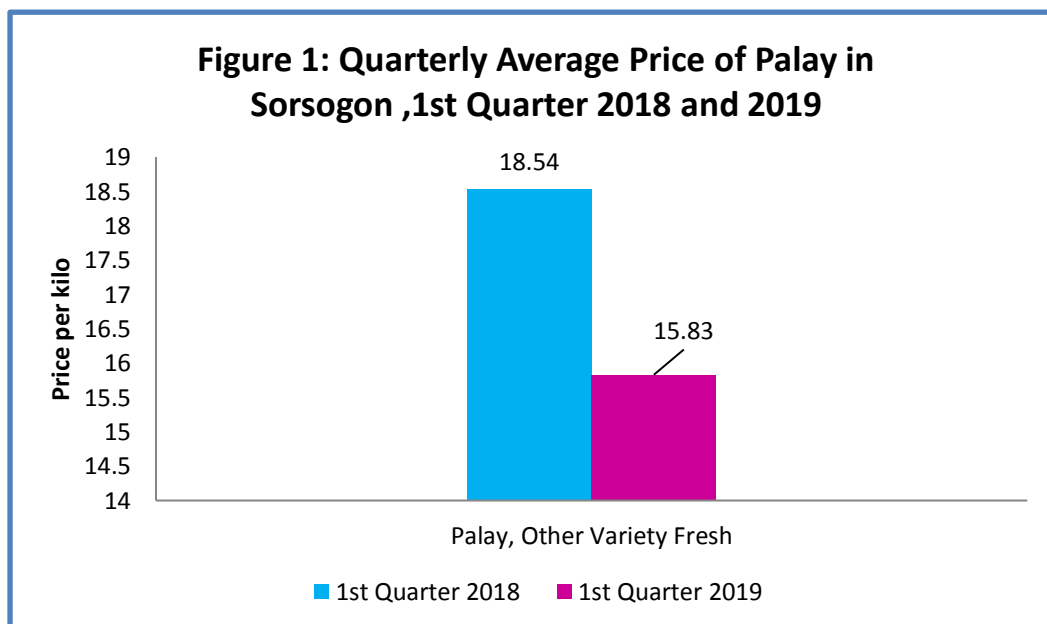


**Farm Prices Survey (FPS)** is a nationwide survey that collects data on farmgate or producer's prices received by the farmers for their produce. Farmgate price is the farmers' selling price for their produce at the first point of sale excluding transportation or delivery fee.

### A. Farm gate Prices of Cereals

**Cereals registered a decrease in farmgate price in the 1<sup>ST</sup> quarter 2019**

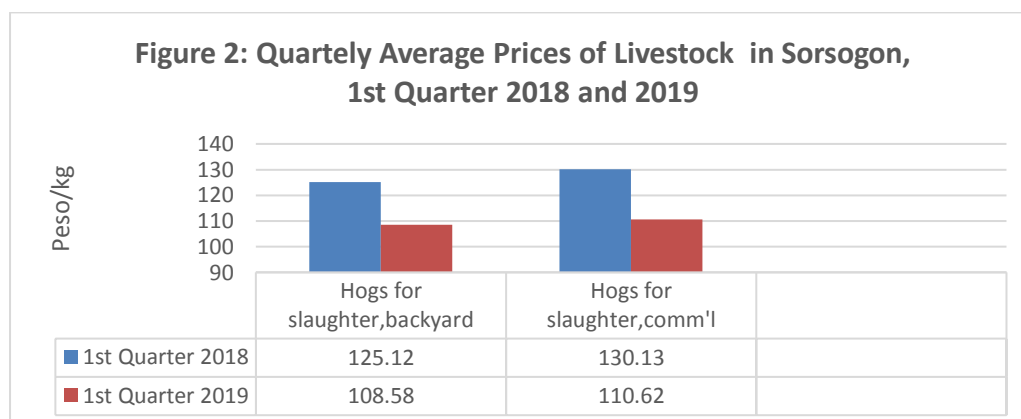
*Farm gate of Palay, other variety fresh increased by 14.62% from P18.54/kg to P15.83/kg.*



## B. Farmgate Prices of Livestock, Poultry and Poultry Products

### *Most of the livestock exhibited a decrease*

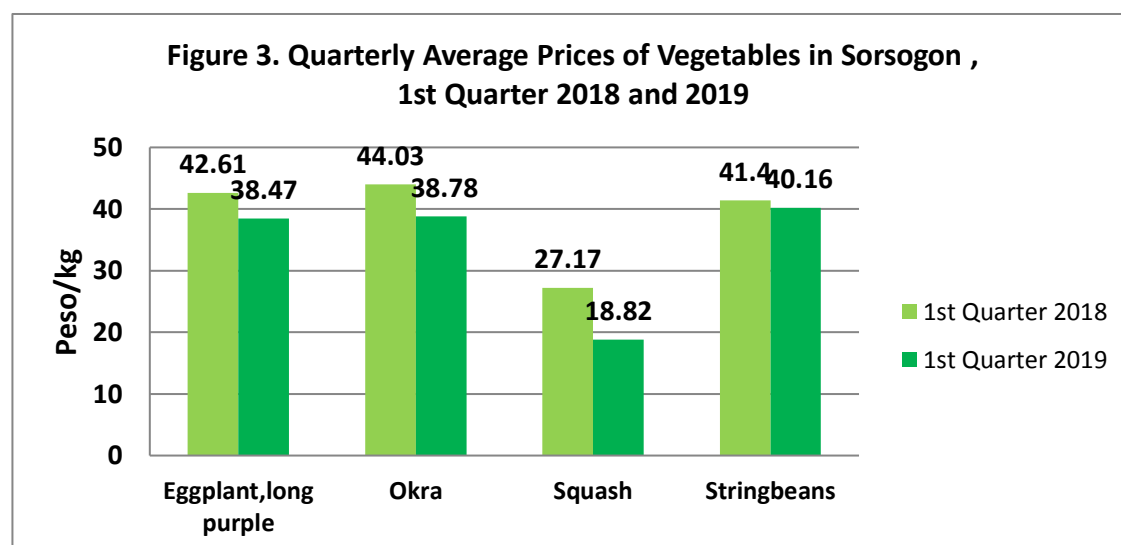
Average quarterly farmgate price of the following livestock showed a decrease during the 1st quarter 2019 as compared to same quarter in 2018: hogs for slaughter backyard by 13.22 percent from P 125.12 to P108.58, hogs for slaughter commercial by 14.99 percent from P130.13/kg to P110.62.



## C. Farmgate Prices of Vegetables

### *Most of the vegetables showed a downward trend*

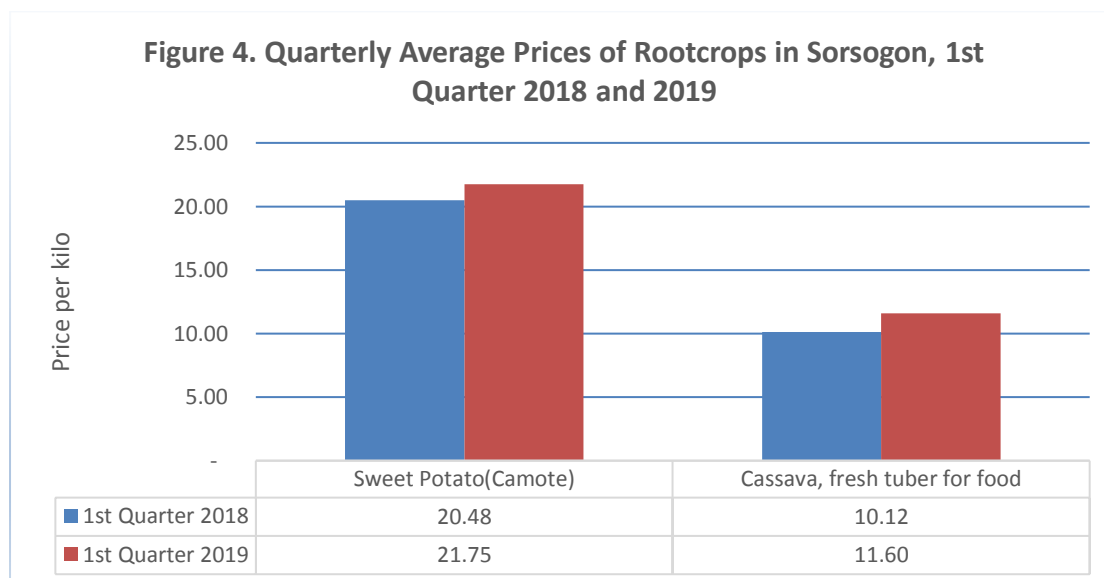
There was a decrease on the average farmgate price during the first quarter 2019 as compared to same quarter last year of the following vegetables: stringbeans by 3 percent, eggplant, long purple by 9.72 percent, squash by 30.73 and okra by 11.92 percent.



## D. Farmgate Prices of Roots and Tubers

### Slight increase for camote roots and cassava fresh tubers for 1st quarter 2019

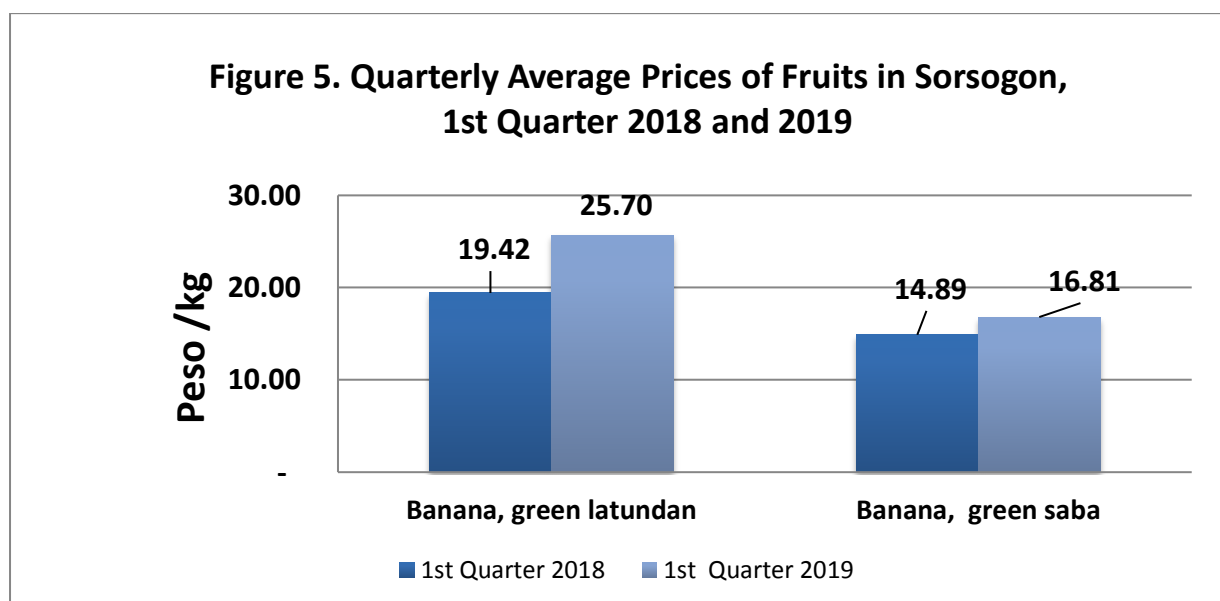
First Quarter 2019 farm gate price of rootcrops increased :Sweet Potato (Camote ) by 6.20 percent from P20.48/ kg to P21.75 per kg and Cassava, fresh tuber for food by 14.62 percent from P10.12/ kg to P 11.60/kg as compared to same quarter last year.



## E. Farmgate Prices of Fruits

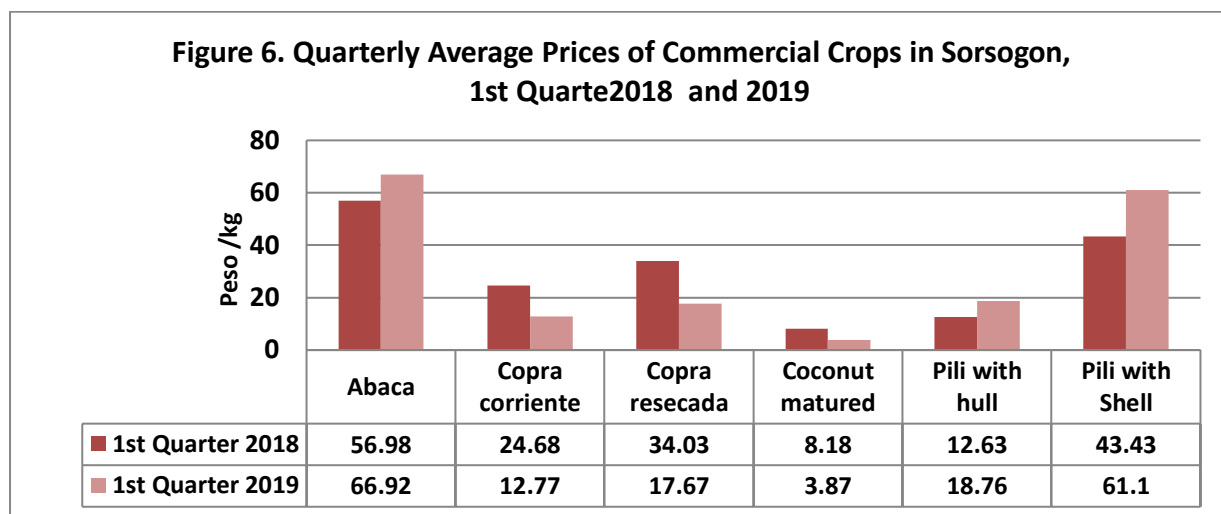
### The average farmgate price of fruits increased during the 1st quarter 2019

The average farmgate price of fruits increased during the 1st quarter 2019 as compared to 1st quarter 2019 : banana, green latundan by 32.34 percent from P19.42/kg to P25.70/kg and banana, saba green by 12.89 percent from P14.89/kg to P16.81/kg.



## F. Farmgate Prices of Commercial Crops

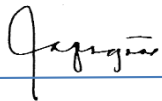
Some of the average quarterly farmgate prices of commercial crops decreased during 1st quarter 2019



The average farmgate price of the following commercial crops decreased as compared to last year same quarter : copra corriente by 48.08 percent from P24.68/kg to P12.77, copra resecada by 48.08 percent from P 34.03/kg to P 17.67/kg, , coconut matured by 52.69 percent from P8.18/kg to P3.87/kg. On the other hand there was an increase on farm gate price of abaca by 17.44 percent from P56.98/kg to P66.92/kg, pili with hull by 48.54 percent from P12.63/kg to P 18.76/ kg, and pili with shell by 40.69 % from P43.43 / kg to P61.10/ kg.

**Table 1. Quarterly Average Farm Gate Prices by Commodity, Sorsogon  
1st Quarter, 2018 and 2019**

Commodities	Quarterly Average Price		Percent Change 2019/2018
	2018	2019	
Palay, Other Variety Fresh	18.54	15.83	-14.62
Hogs for slaughter, backyard	125.12	108.58	-13.22
Hogs for slaughter, commercial	130.13	110.62	-14.99
Eggplant, long purple	42.61	38.47	-9.72
Okra	44.03	38.78	-11.92
Squash	27.17	18.82	-30.73
Stringbeans	41.40	40.16	3
Sweet Potato (Camote)	20.48	21.75	6.20
Cassava, fresh tuber for food	10.12	11.60	14.62
Banana, green latundan	19.42	25.70	32.34
Banana, green saba	14.89	16.81	12.89
Abaca	56.98	66.92	17.44
Copra Coriente	24.68	12.77	-48.26
Copra Resecada	34.03	17.67	-48.08
Coconut Matured	8.18	3.87	-52.26
Pili with Hull	12.63	18.76	48.54
Pili with Shell	43.43	61.10	40.69



ELVIRA O. APOGÑOL  
CHIEF STATISTICAL SPECIALIST  
PSA-SORSOGON PSO

For inquiries, visit or call:

**Philippine Statistics Authority  
Provincial Statistics Office  
2<sup>nd</sup> & 3<sup>rd</sup> Clemente Building  
Garcia St.  
Sorsogon City  
Telephone number: 421-53-30  
[www.psa.gov.ph](http://www.psa.gov.ph)**