

SPECIAL RELEASE

FARM PRICES STATISTICS 3rd QUARTER 2020

Date of Release: January 2021

Reference No: 2021-001

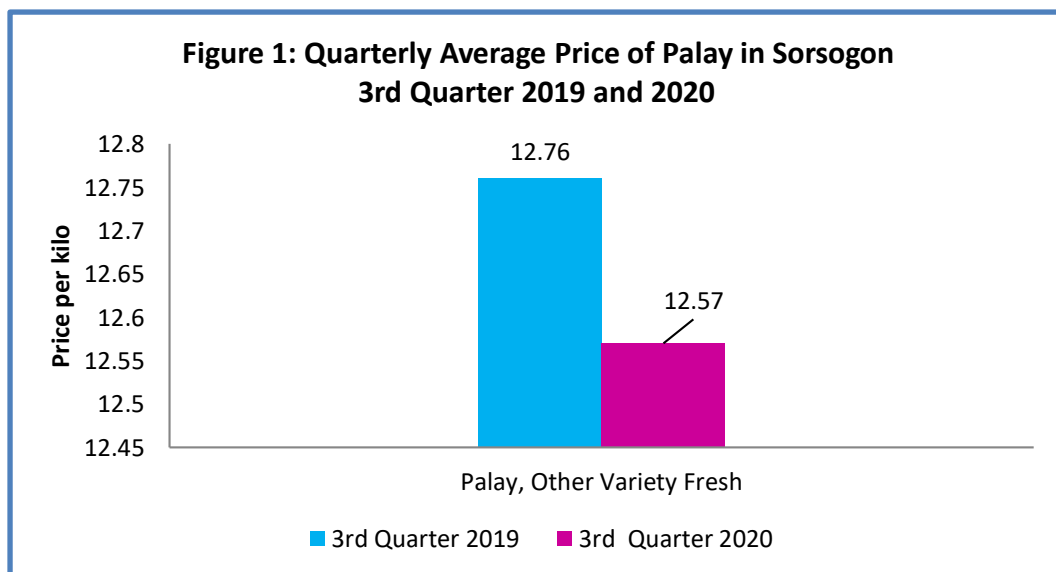


Farm Prices Survey (FPS) is a nationwide survey that collects data on farmgate or producer's prices received by the farmers for their produce. Farmgate price is the farmers' selling price for their produce at the first point of sale excluding transportation or delivery fee.

A. Farm gate Prices of Cereals

Cereals registered a decrease in farmgate price in 3rd quarter 2020

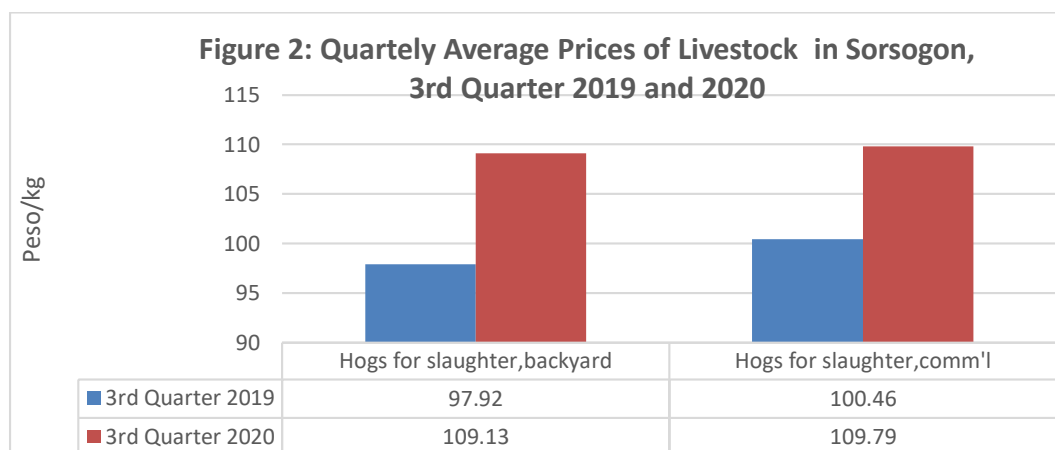
Farm gate of Palay, other variety fresh decreased by 1.48% from P12.76/kg to P12.57/kg.



B. Farmgate Prices of Livestock, Poultry and Poultry Products

Most of the livestock exhibited an increase

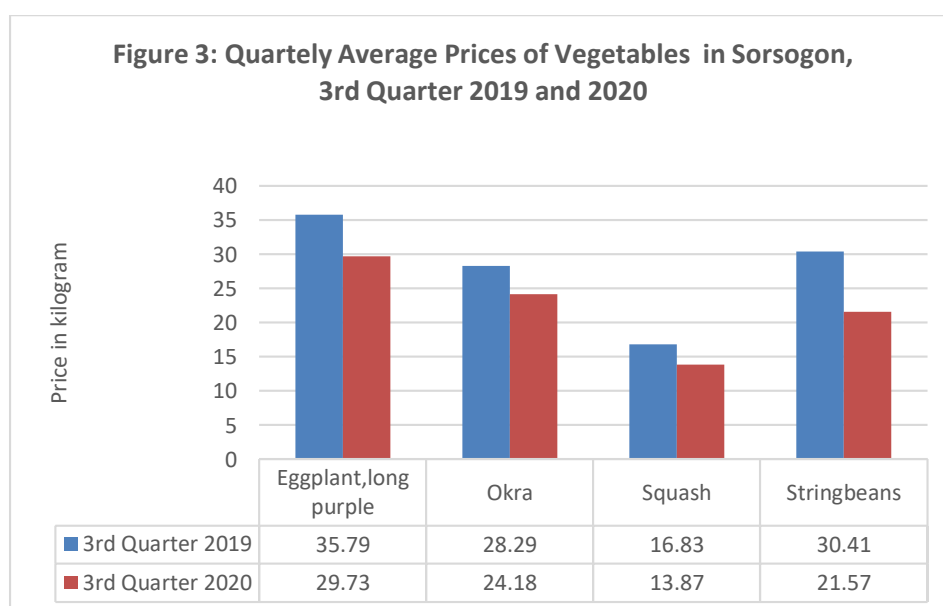
Average quarterly farmgate price of the following livestock showed an increase during the 3rd quarter 2020 as compared to same quarter in 2019: hogs for slaughter backyard by 11.44 percent from P97.92 to P109.13, hogs for slaughter commercial by 9.28 percent from P100.46/kg to P109.79/kg.



C. Farmgate Prices of Vegetables

Most of the farmgate prices of vegetables showed a downward trend in Eggplant, okra, squash and stringbeans

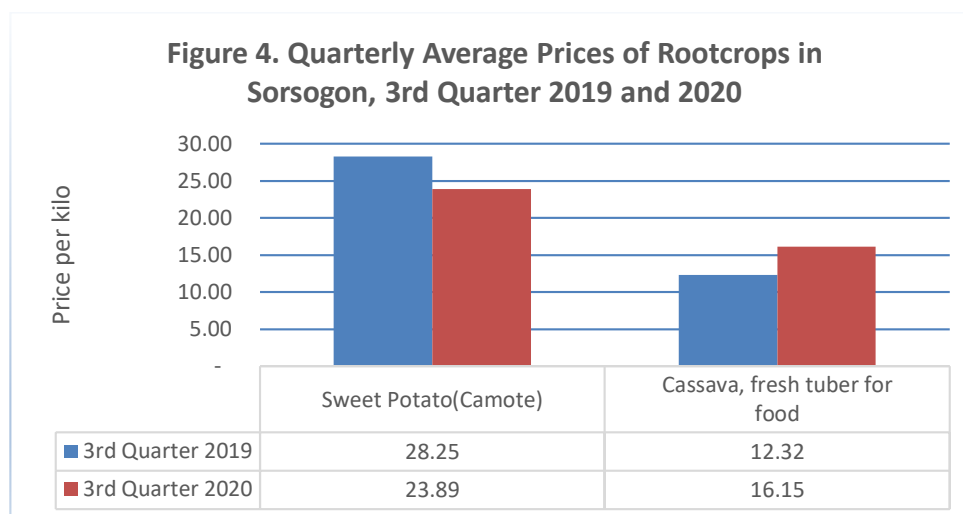
There was a decrease on the average farmgate price during the 3rd quarter 2020 as compared to same quarter last year of the following vegetables: eggplant by 16.93 percent from P35.79 to P29.73, okra by 14.52 percent from P28.29 to P24.18, squash by 17.58 percent from P16.83 to P13.87, and stringbeans by 29.06% from P 30.41 to P21.57;



D. Farmgate Prices of Roots and Tubers

Decrease for camote roots and increase in cassava fresh tubers for 3rd quarter 2020

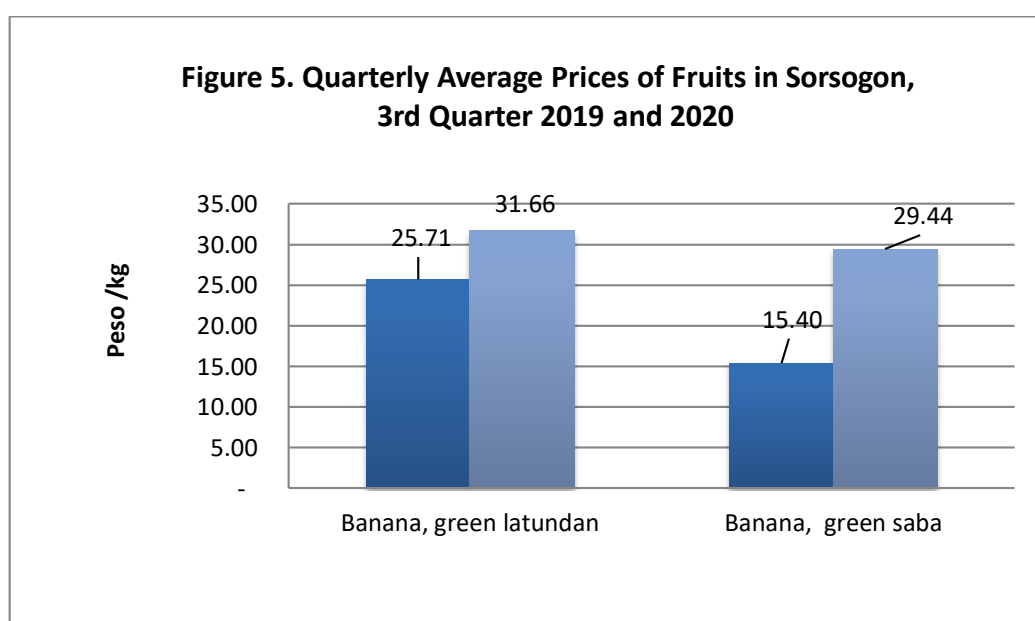
Third Quarter 2020 farm gate price of Sweet Potato (Camote) decreased by 15.43 percent from P28.25 per kg to P23.89 per kg while Cassava, fresh tuber for food increased by 31.08 percent from P12.32/kg to P 16.53/kg as compared from same quarter last year.



E. Farmgate Prices of Fruits

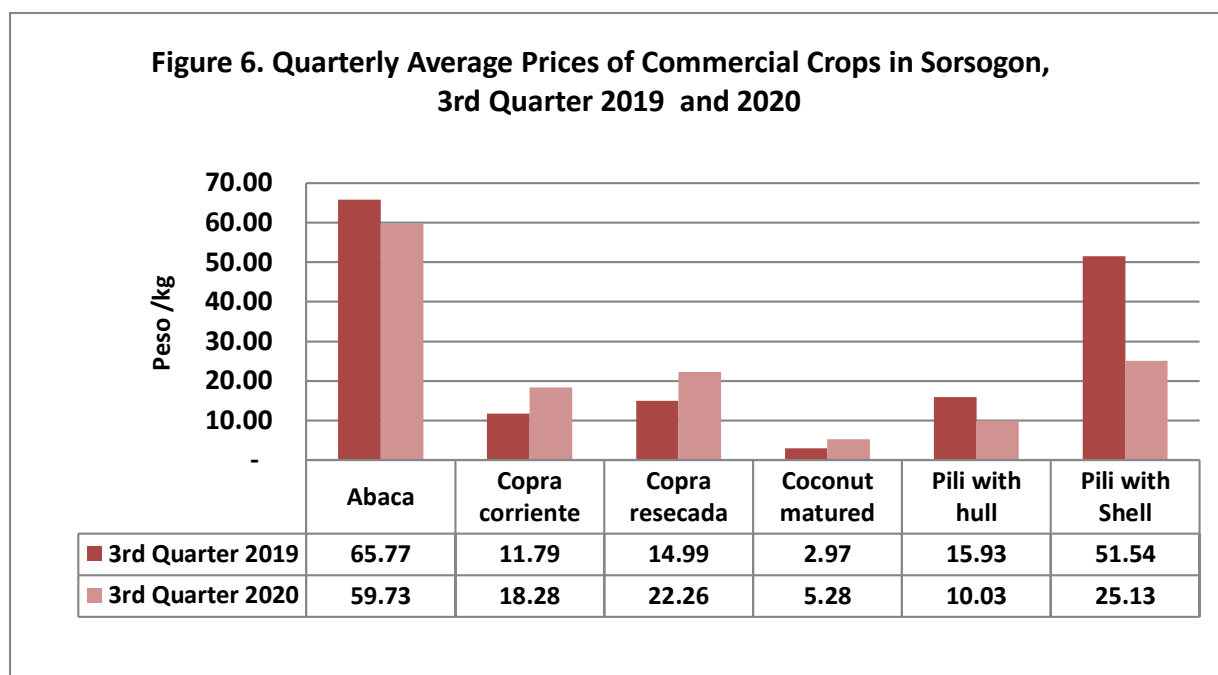
The average farmgate price of banana, latundan and banana, saba increased during the 3rd quarter 2020

There was an increase on the average farmgate price during the 3rd quarter 2020 as compared to 3rd quarter 2019 of banana latundan by 23.14 percent from P25.71/kg to P31.66/kg, and banana, saba green by 91.16 percent from P15.40/kg to P29.44/kg.



F. Farmgate Prices of Commercial Crops


Commercial crops average farmgate price showed a downward trend on pili with hull; pili with shell and abaca, while an increase in copra corriente, resecada and coconut matured in 3rd Quarter 2020 as compared to 3rd Quarter 2019;



The average farmgate price of the following commercial crops increased as compared to last year same quarter : copra corriente by 55.04 percent from P11.79/kg to P18.28, copra resecada by 48.49 percent from P14.99/kg to P 22.26/kg, coconut matured by 77.78 percent from P2.97/kg to P5.28/kg. On the other hand there was a decrease on farm gate price of abaca by 9.18 percent from P65.77/kg to P59.73/kg, pili with shell by 51.24 percent from P51.54 to P 25.13; pili with hull by 37.03 percent from P15.93/kg to P 10.03/ kg.

**Table 1. Quarterly Average Farm Gate Prices by Commodity, Sorsogon
3rd Quarter, 2019 and 2020**

| Commodities | Quarterly Average Price | | Percent Change 2020/2019 |
|--------------------------------|-------------------------|--------|-----------------------------|
| | 2019 | 2020 | |
| Palay, Other Variety Fresh | 12.76 | 12.57 | -1.48 |
| Hogs for slaughter, backyard | 97.92 | 109.13 | 11.45 |
| Hogs for slaughter, commercial | 100.46 | 109.79 | 9.29 |
| Eggplant, long purple | 35.79 | 29.73 | -16.93 |
| Okra | 28.29 | 24.18 | -14.53 |
| Squash | 16.83 | 13.87 | -17.58 |
| Stringbeans | 30.41 | 21.57 | -29.06 |
| Sweet Potato (Camote) | 28.25 | 23.89 | -15.43 |
| Cassava, fresh tuber for food | 12.32 | 16.15 | 31.08 |
| Banana, green latundan | 25.71 | 31.66 | 23.14 |
| Banana, green saba | 15.40 | 29.44 | 91.16 |
| Abaca | 65.77 | 59.73 | -9.18 |
| Copra Coriente | 11.79 | 18.28 | 55.04 |
| Copra Resecada | 14.99 | 22.26 | 48.49 |
| Coconut Matured | 2.97 | 5.28 | 77.78 |
| Pili with Hull | 15.93 | 10.03 | -37.03 |
| Pili with Shell | 51.54 | 25.13 | -51.24 |



ELVIRA O. APOGÑOL
CHIEF STATISTICAL SPECIALIST
PSA-SORSOGON PSO

For inquiries, visit or call:

**Philippine Statistics Authority
Provincial Statistics Office
2nd & 3rd Clemente Building
Garcia St.
Sorsogon City
Telephone number: 421-53-30
www.psa.gov.ph**