

SPECIAL RELEASE

FARM PRICES STATISTICS 4TH QUARTER 2019

Date of Release: February 2020

Reference No: 2019-07

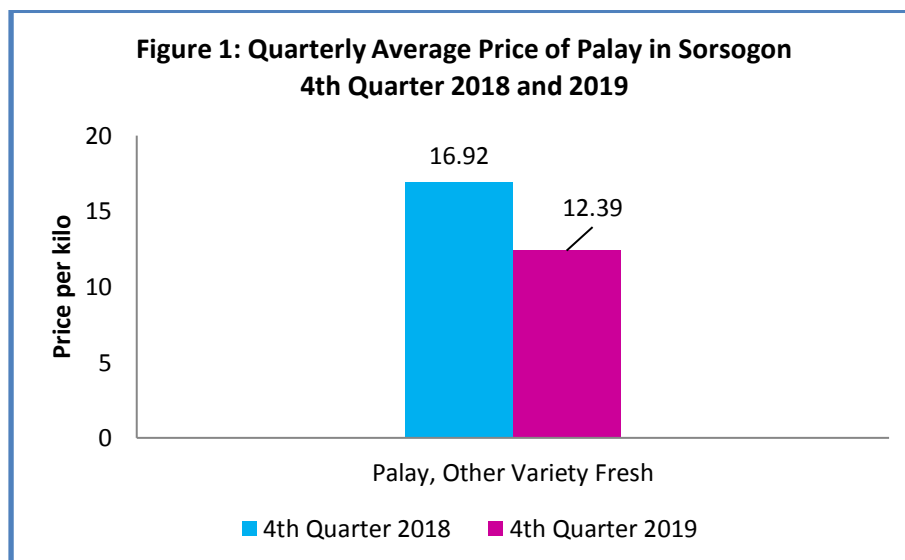


Farm Prices Survey (FPS) is a nationwide survey that collects data on farmgate or producer's prices received by the farmers for their produce. Farmgate price is the farmers' selling price for their produce at the first point of sale excluding transportation or delivery fee.

A. Farm gate Prices of Cereals

Cereals registered a decrease in farmgate price in 4th quarter 2019

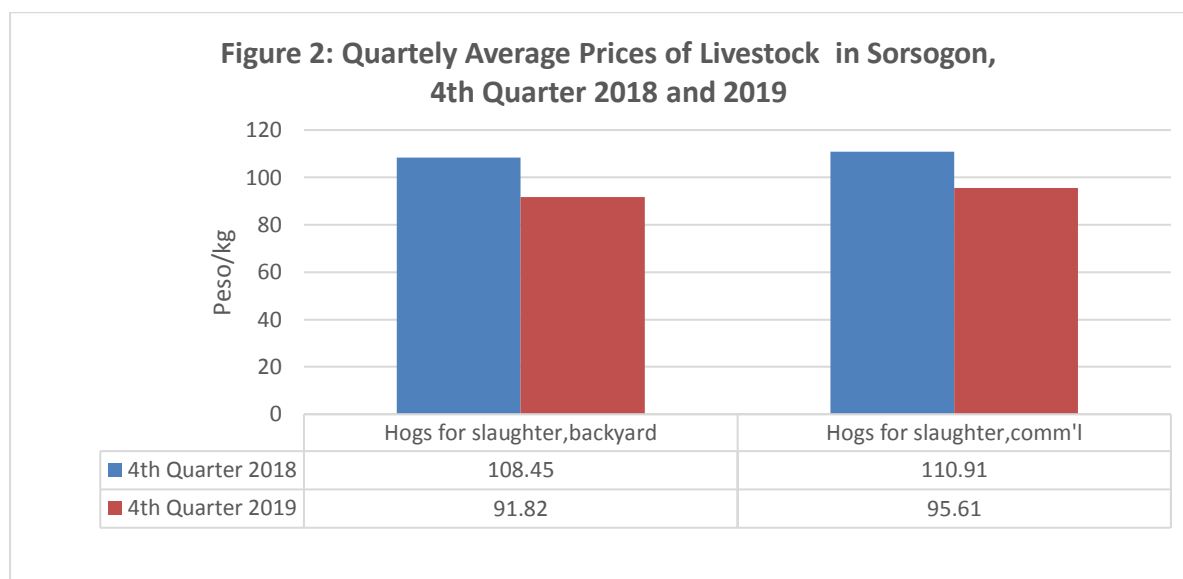
Farm gate of Palay, other variety fresh decreased by 26.77% from P16.92/kg to P12.39/kg.



B. Farmgate Prices of Livestock, Poultry and Poultry Products

Most of the livestock exhibited a decrease

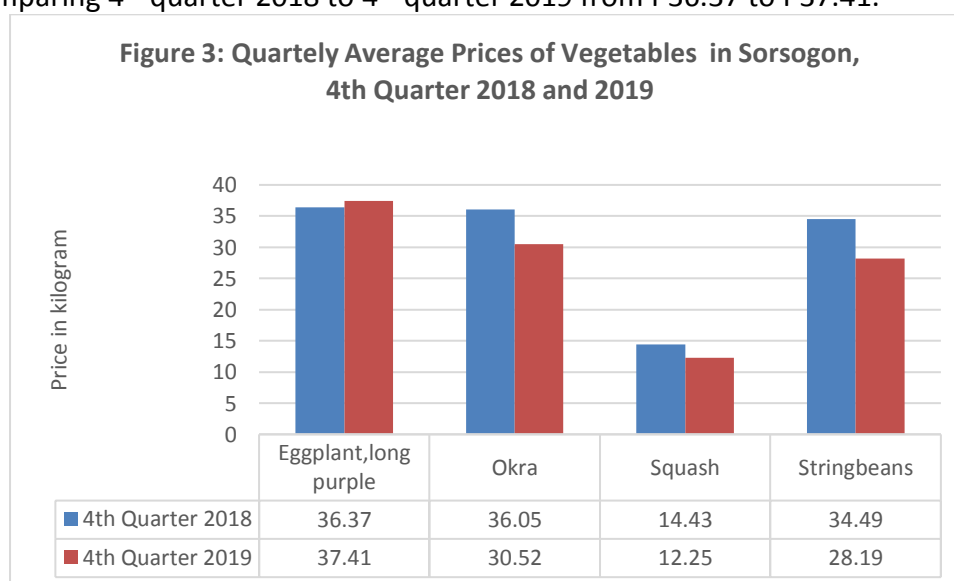
Average quarterly farmgate price of the following livestock showed a decrease during the 4th quarter 2019 as compared to same quarter in 2018: hogs for slaughter backyard by 15.33 percent from P 108.45 to P91.82, hogs for slaughter commercial by 13.79 percent from P110.91/kg to P95.61.



C. Farmgate Prices of Vegetables

Most of the farmgate prices of vegetables showed a downward trend in okra, squash and stringbeans but an increase on eggplant, long purple

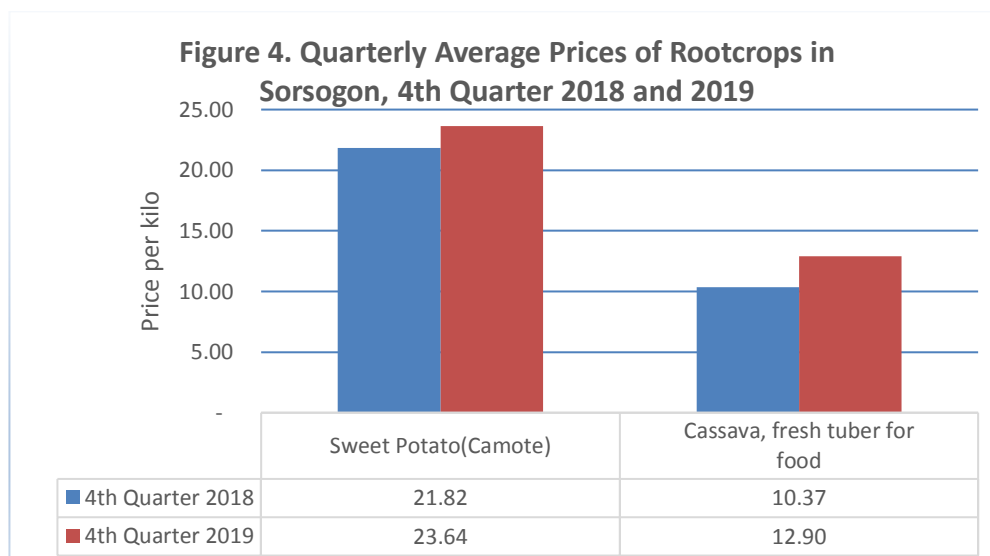
There was a decrease on the average farmgate price during the 4th quarter 2019 as compared to same quarter last year of the following vegetables: okra by 15.34 from P36.05 to P30.52, squash by 15.11 from P14.43 to P12.25, and stringbeans by 18.31% from P 34.49 to P28.19. On-the-other hand farmgate price of eggplant increased by 2.86% comparing 4th quarter 2018 to 4th quarter 2019 from P36.37 to P37.41.



D. Farmgate Prices of Roots and Tubers

Increase for camote roots and cassava fresh tubers for the 4th quarter 2019

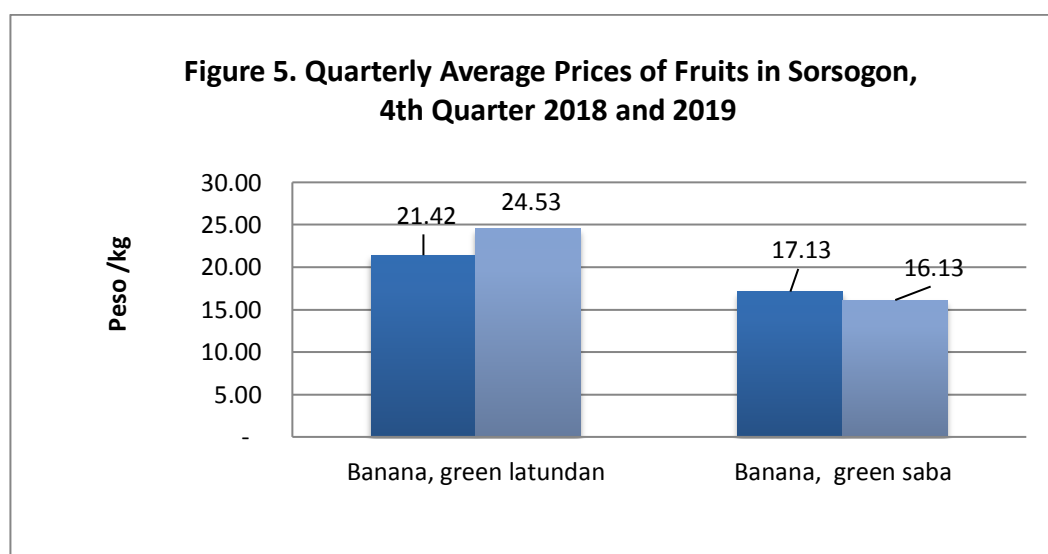
4th Quarter 2019 farm gate price of Sweet Potato (Camote) increased by 8.34 percent from P21.82/ kg to P23.64 per kg while Cassava, fresh tuber for food by 24.40 percent from P10.37/ kg to P 12.90/kg as compared from same quarter last year.



E. Farmgate Prices of Fruits

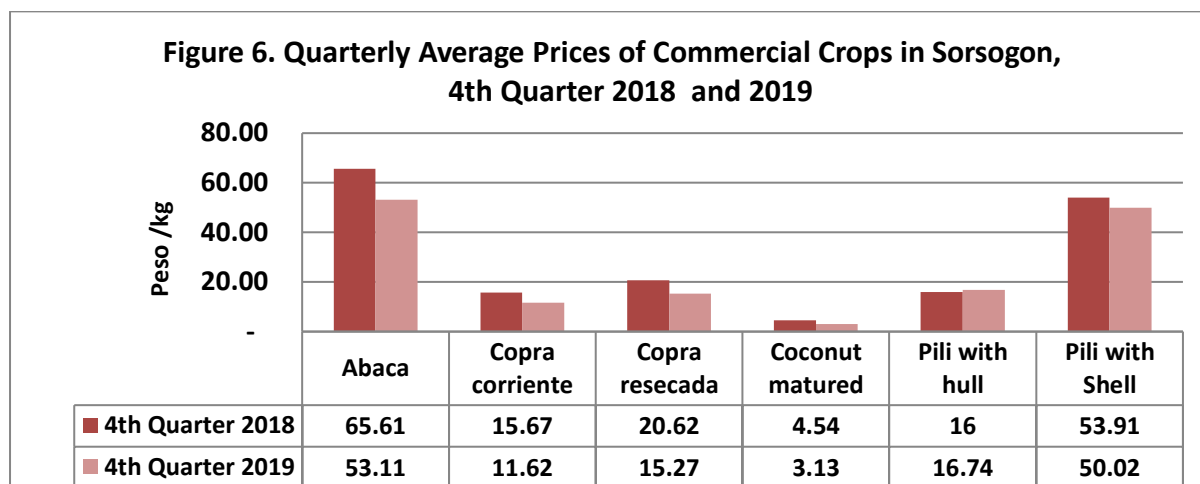
The average farmgate price of banana, latundan increased, and a downward price in banana, saba during the 4th quarter 2019

The average farmgate price of banana, green latundan increased during the 4th quarter 2019 as compared to 4th quarter 2018 by 14.52 percent from P21.42/kg to P24.53/kg, while price of banana, saba green decreased by 5.84 percent from P17.13/kg to P16.13/kg.



F. Farmgate Prices of Commercial Crops


Most of the commercial crops average farmgate price showed a downward trend while pili with hull and abaca increase in 4th Quarter 2019 as compared to 4th Quarter 2018;



The average farmgate price of the following commercial crops decreased as compared to last year same quarter : copra corriente by -25.85 percent from P15.67/kg to P11.62, copra resecada by 25.95 percent from P 20.62/kg to P 15.27/kg, coconut matured by 31.06 percent from P4.54/kg to P3.13/kg, pili with shell by 7.22 percent from P53.91 to P50.02, abaca by 19.05 percent from P65.61/kg to P53.11/kg,. On the other hand there was an increase on farm gate price of pili with hull by 4.62 percent from P16.00/kg to P 16.74/ kg.

**Table 1. Quarterly Average Farm Gate Prices by Commodity, Sorsogon
4th Quarter, 2018 and 2019**

Commodities	Quarterly Average Price		Percent Change 2019/2018
	2018	2019	
Palay, Other Variety Fresh	16.91	12.39	-26.77
Hogs for slaughter, backyard	108.45	91.82	-15.33
Hogs for slaughter, commercial	110.91	95.61	-13.79
Eggplant, long purple	36.37	37.41	2.86
Okra	36.05	30.52	-15.34
Squash	14.43	12.25	-15.11
Stringbeans	34.49	28.19	-18.27
Sweet Potato (Camote)	21.82	23.64	8.34
Cassava, fresh tuber for food	10.37	12.90	24.40
Banana, green latundan	21.42	24.53	14.52
Banana, green saba	17.13	16.13	-5.84
Abaca	65.61	53.11	-19.05
Copra Coriente	15.67	11.62	-25.85
Copra Resecada	20.62	15.27	-25.95
Coconut Matured	4.54	3.13	-31.06
Pili with Hull	16.00	16.74	4.62
Pili with Shell	53.91	50.02	-7.22



ELVIRA O. APOGÑOL
CHIEF STATISTICAL SPECIALIST
PSA-SORSOGON PSO

For inquiries, visit or call:

**Philippine Statistics Authority
Provincial Statistics Office
2nd & 3rd Clemente Building
Garcia St.
Sorsogon City
Telephone number: 421-53-30
www.psa.gov.ph**