

SPECIAL RELEASE

FARM PRICES STATISTICS 2nd QUARTER 2019

Date of Release: August 2019

Reference No: 2019-22

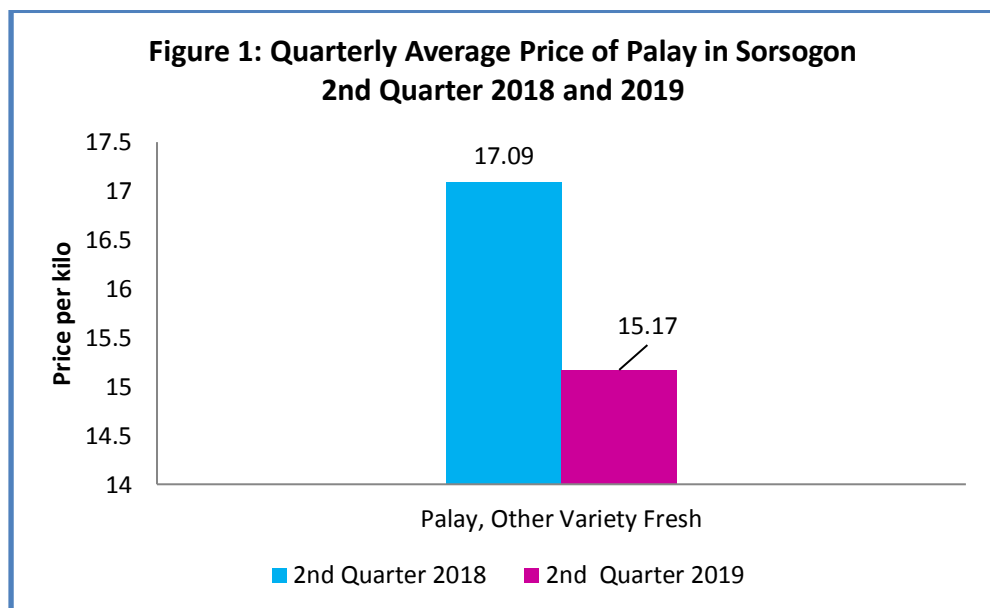


Farm Prices Survey (FPS) is a nationwide survey that collects data on farmgate or producer's prices received by the farmers for their produce. Farmgate price is the farmers' selling price for their produce at the first point of sale excluding transportation or delivery fee.

A. Farm gate Prices of Cereals

Cereals registered an decrease in farmgate price in 2nd quarter 2019

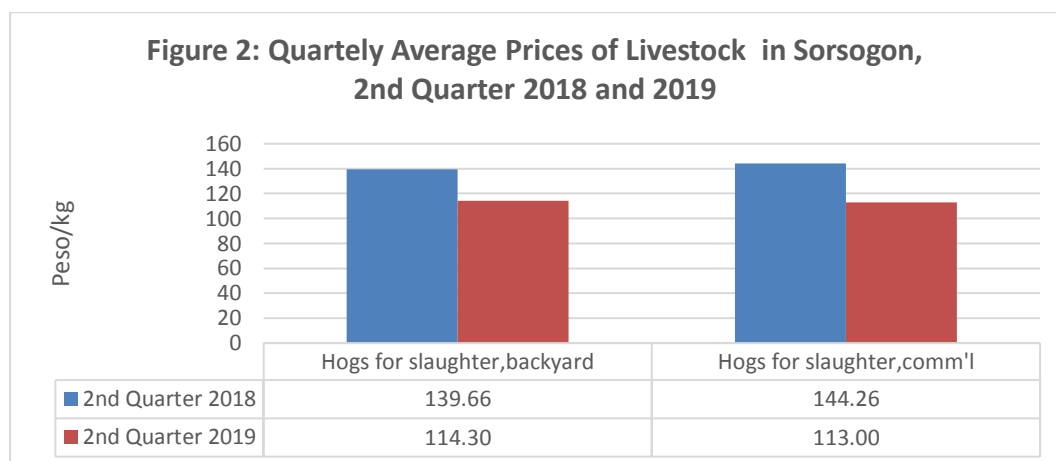
Farm gate of Palay, other variety fresh decreased by 11.23% from P17.09/kg to P15.17/kg.



B. Farmgate Prices of Livestock, Poultry and Poultry Products

Most of the livestock exhibited a decrease

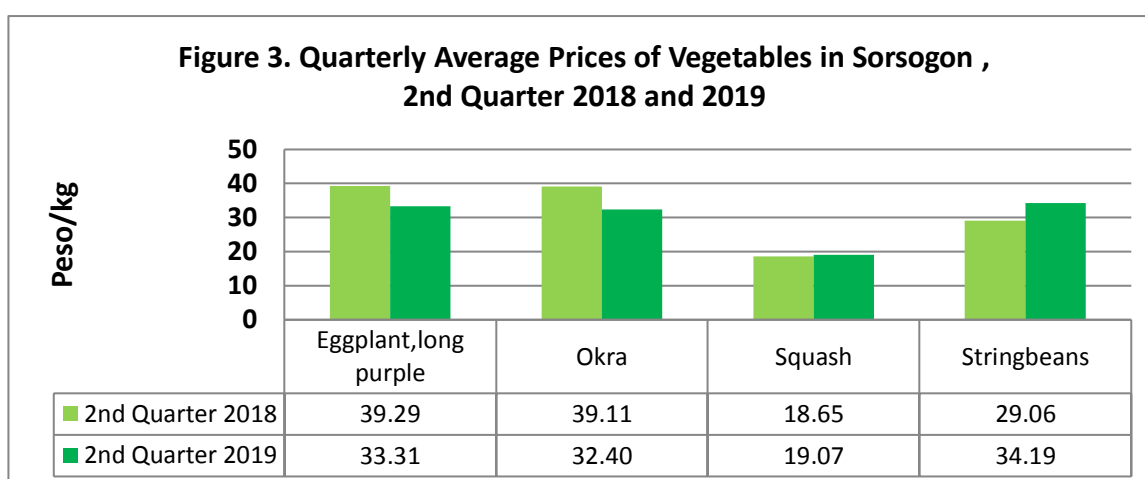
Average quarterly farmgate price of the following livestock showed a decrease during the 2nd quarter 2019 as compared to same quarter in 2018: hogs for slaughter backyard by 18.16 percent from P 139.66 to P114.30, hogs for slaughter commercial by 21.67 percent from P144.26/kg to P113.00.



C. Farmgate Prices of Vegetables

Most of the vegetables showed a downward trend in Eggplant & okra and an increase on squash and stringbeans

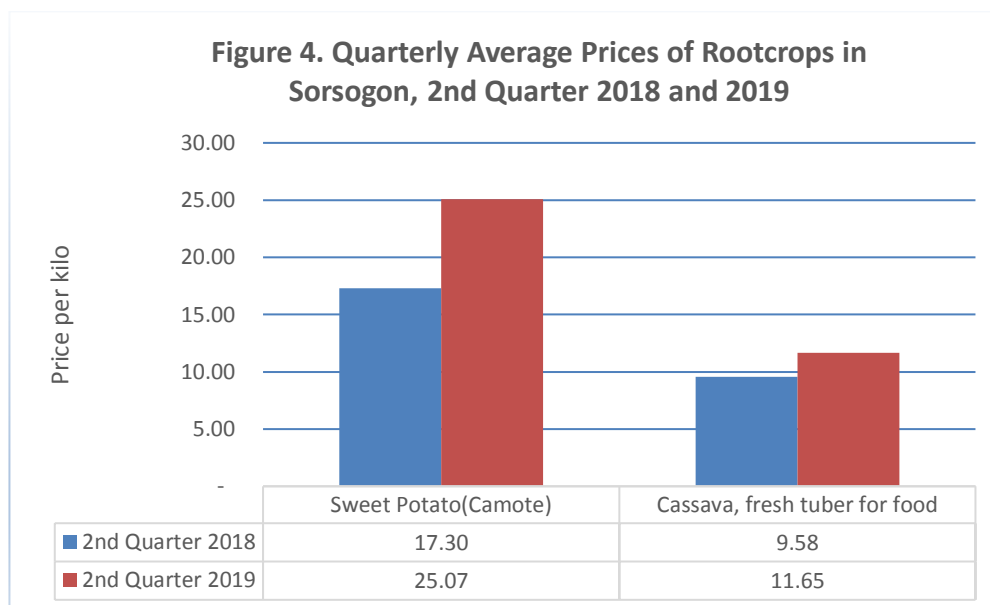
There was a decrease on the average farmgate price during the 2nd quarter 2019 as compared to same quarter last year of the following vegetables: eggplant by 15.22 percent from P39.29 to P33.31, okra by 17.16 from P39.11 to P32.40 . On the other hand squash exhibited slightly increased in price by 2.25 percent from P18.65 to P19.07 and stringbeans by 17.65 from P29.06 to P34.19.



D. Farmgate Prices of Roots and Tubers

Slight increase for camote roots and cassava fresh tubers for 2nd quarter 2019

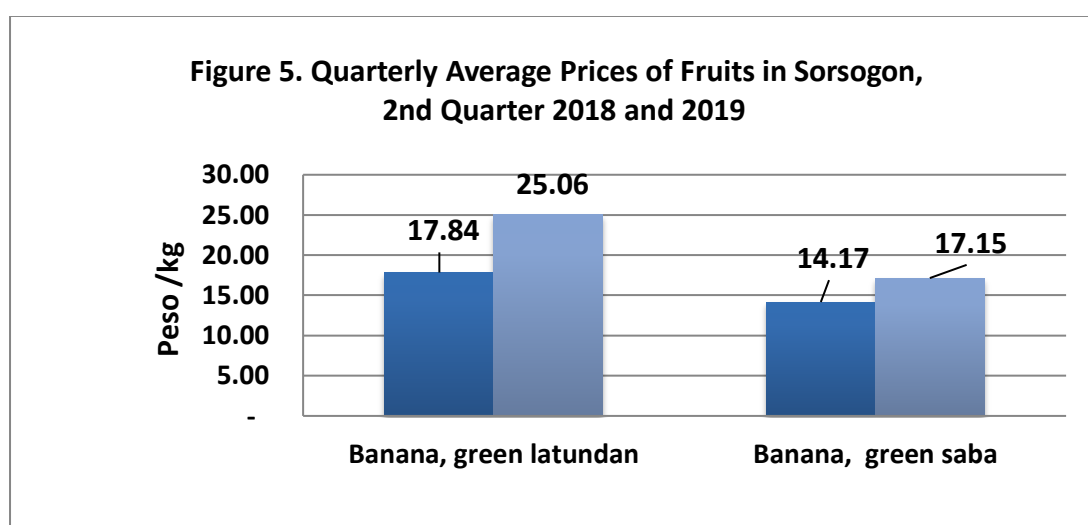
Second Quarter 2019 farm gate price of Sweet Potato (Camote) increased by 44.91 percent from P17.30/ kg to P25.07 per kg while Cassava, fresh tuber for food decreased by 21.61 percent from P9.58/ kg to P 11.65/kg as compared from same quarter last year.



E. Farmgate Prices of Fruits

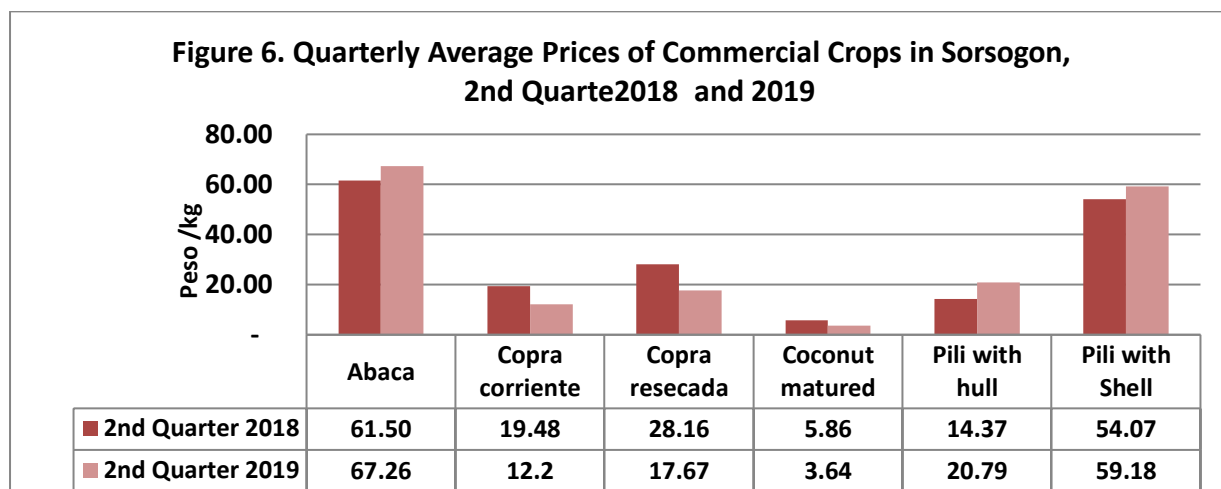
The average farmgate price of fruits increased during the 2nd quarter 2019

The average farmgate price of fruits increased during the 2nd quarter 2019 as compared to 2nd quarter 2018 : banana, green latundan by 40.47 percent from P17.84/kg to P25.06/kg and banana, saba green by 21.03 percent from P14.17/kg to P17.15/kg.



F. Farmgate Prices of Commercial Crops

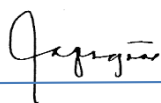
Average quarterly farmgate prices of commercial crops of copra corriente, resecada and coconut matured decrease while pili and abaca increase in June 2019



The average farmgate price of the following commercial crops decreased as compared to last year same quarter : copra corriente by 37.37 percent from P19.48/kg to P12.20, copra resecada by 37.25 percent from P 28.16/kg to P 17.67/kg, coconut matured by 37.88 percent from P5.86/kg to P3.64/kg. On the other hand there was an increase on farm gate price of abaca by 9.37 percent from P61.50/kg to P67.26/kg, pili with hull by 44.68 percent from P14.37/kg to P 20.79/ kg, and pili with shell by 9.45 % from P54.07 / kg to P59.18/ kg.

**Table 1. Quarterly Average Farm Gate Prices by Commodity, Sorsogon
2nd Quarter, 2018 and 2019**

Commodities	Quarterly Average Price		Percent Change 2019/2018
	2018	2019	
Palay, Other Variety Fresh	17.09	15.17	-11.23
Hogs for slaughter, backyard	139.66	114.30	-18.16
Hogs for slaughter, commercial	115.76	112.30	-21.67
Eggplant, long purple	39.29	33.31	-15.22
Okra	39.11	32.40	-17.16
Squash	18.65	19.07	2.25
Stringbeans	29.06	34.19	17.65
Sweet Potato (Camote)	17.30	25.07	44.91
Cassava, fresh tuber for food	10.05	10.37	-21.61
Banana, green latundan	17.84	25.06	40.47
Banana, green saba	14.17	17.15	21.03
Abaca	61.50	67.26	9.37
Copra Coriente	19.48	12.20	-37.37
Copra Resecada	28.16	17.67	-37.25
Coconut Matured	5.86	3.64	-37.88
Pili with Hull	14.37	20.79	44.68
Pili with Shell	54.07	59.18	9.45



ELVIRA O. APOGÑOL
CHIEF STATISTICAL SPECIALIST
PSA-SORSOGON PSO

For inquiries, visit or call:

**Philippine Statistics Authority
Provincial Statistics Office
2nd & 3rd Clemente Building
Garcia St.
Sorsogon City
Telephone number: 421-53-30
www.psa.gov.ph**