

SPECIAL RELEASE

FARM PRICES STATISTICS THIRD QUARTER 2018

Date of Release: NOVEMBER 2018

Reference No: 2018-25

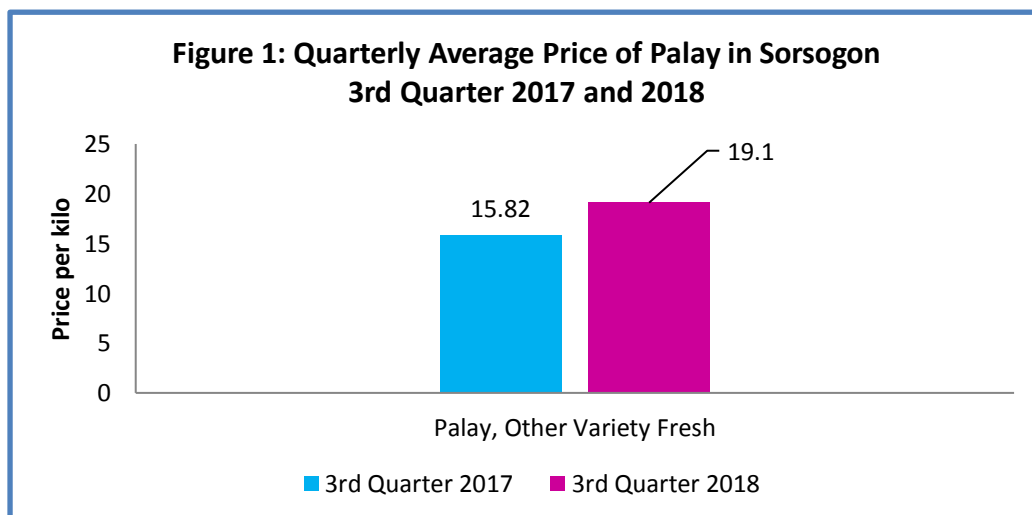


Farm Prices Survey (FPS) is a nationwide survey that collects data on farmgate or producer's prices received by the farmers for their produce. Farmgate price is the farmers' selling price for their produce at the first point of sale excluding transportation or delivery fee.

A. Farm gate Prices of Cereals

Cereals registered an increase in farmgate price in third quarter 2018

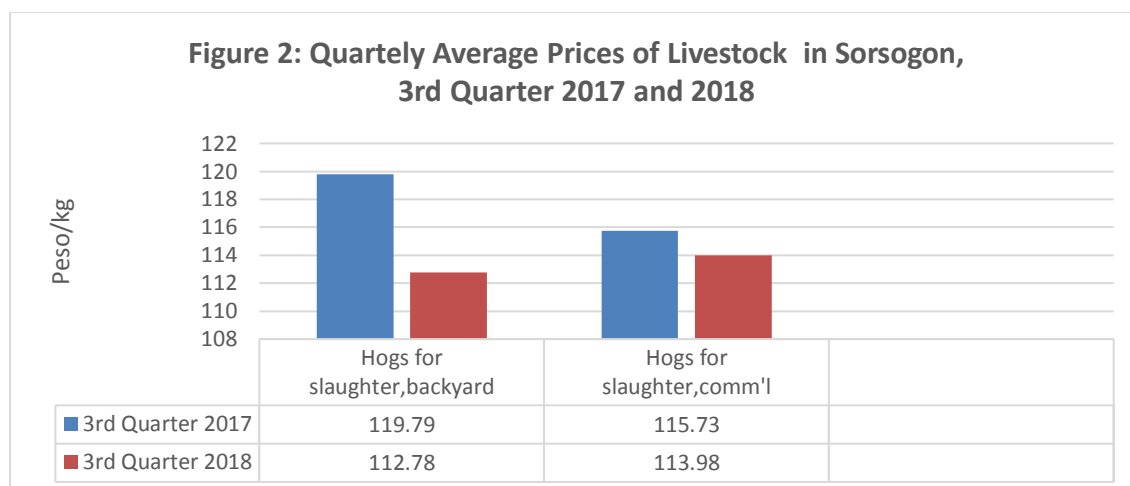
Farm gate of Palay, other variety fresh increased by 20.77% from P15.82/kg to P19.10/kg.



B. Farmgate Prices of Livestock, Poultry and Poultry Products

Most of the livestock exhibited a decrease

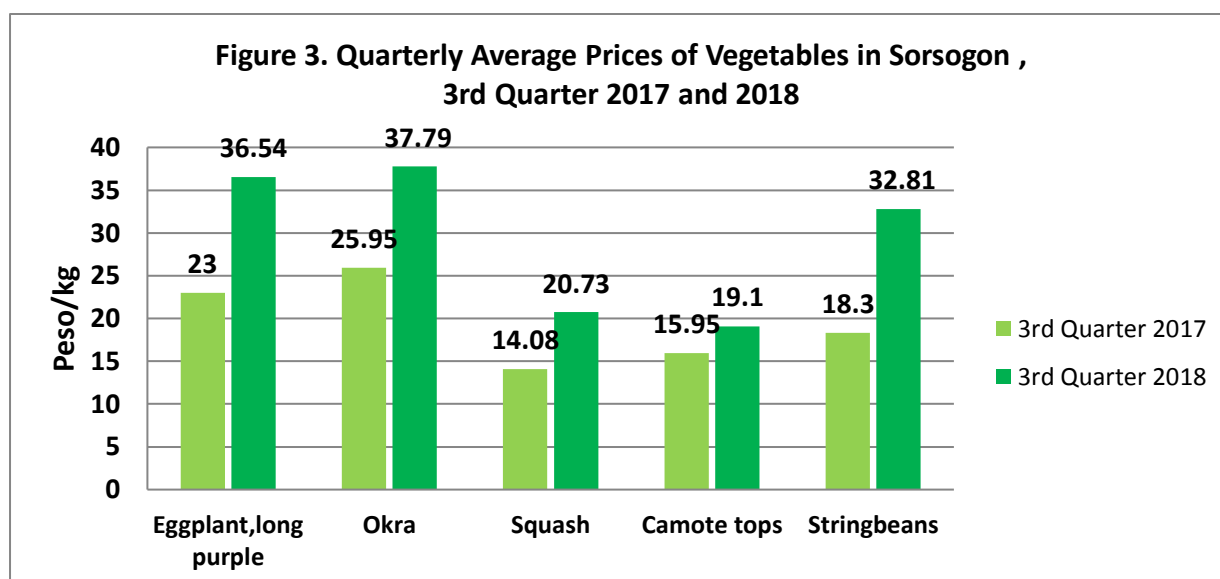
Average quarterly farmgate price of the following livestock showed a decrease during the 3rd quarter 2018 as compared to same quarter in 2017: hogs for slaughter backyard by 12.37 percent from P 124.29 to P139.66, hogs for slaughter commercial by 13.07 percent from P127.60.00/kg to P144.28.



C. Farmgate Prices of Vegetables

Most of the vegetables showed an upward trend

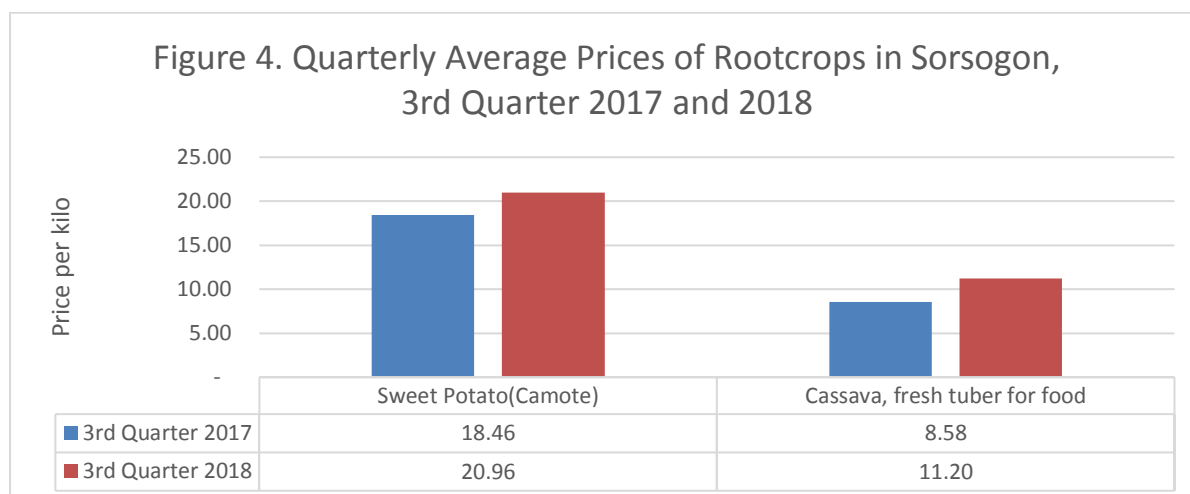
There was an increase on the average farmgate price during the third quarter 2018 as compared to same quarter last year of the following vegetables: squash by 47.20 percent, camote tops 19.75 percent, stringbeans by 79.31 percent, eggplant, long purple by 58.89 percent and okra by 45.61 percent.



D. Farmgate Prices of Roots and Tubers

Slight increase for roots and tubers for 3rd quarter 2018

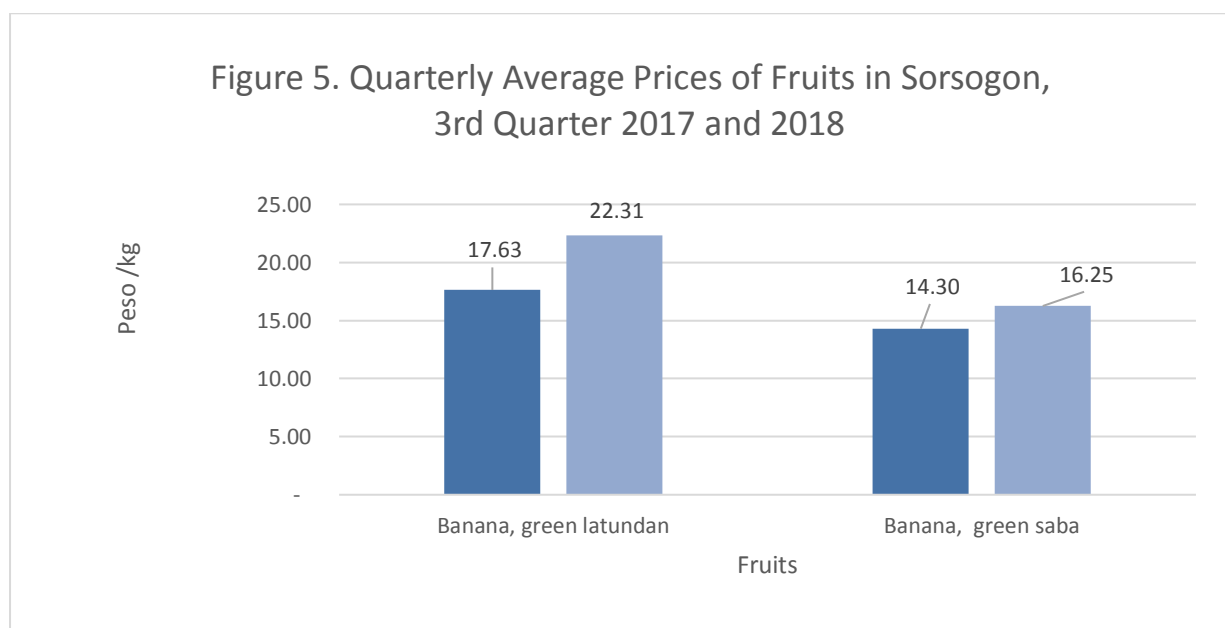
Third Quarter 2018 farm gate price of roots and tubers increased: Sweet Potato (Camote) by 13.56 percent from P18.46/ kg to P20.96 per kg while Cassava, fresh tuber for food by 30.54 percent from P8.58/ kg to P 11.20/kg as compared from same quarter last year.



E. Farmgate Prices of Fruits

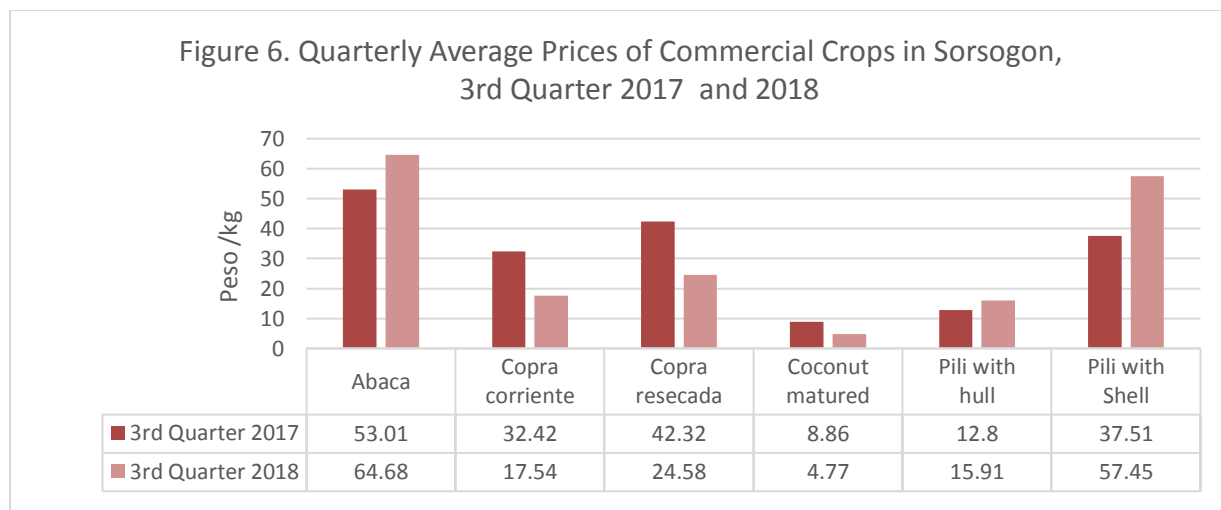
The average farmgate price of fruits increased during the 3rd quarter 2018

The average farmgate price of fruits increased during the 3rd quarter 2018 as compared to 3rd quarter 2017 : banana, green latundan by 26.55 percent from P17.63/kg to P22.31/kg and banana, saba green by 13.89 percent from P14.30/kg to P16.25/kg.



F. Farmgate Prices of Commercial Crops


Most of the average quarterly farmgate prices of commercial crops decreased during 3rd quarter 2018



The average farmgate price of the following commercial crops decreased as compared to last year same quarter : copra corriente by 45.88 percent from P32.42/kg to P17.54, copra resecada by 41.92 percent from P 42.32/kg to P 24.58/kg, , coconut matured by 46.14 percent from P8.86/kg to P4.77/kg. On the other hand there was an increase on farm gate price of abaca by 22.01 percent from P53.01/kg to P64.68/kg, pili with hull by 24.29 percent from P12.80/kg to P 15.91/ kg, and pili with shell by 53.15 % from P37.51 / kg to P57.45/ kg.

**Table 1. Quarterly Average Farm Gate Prices by Commodity, Sorsogon
3rd Quarter, 2017 and 2018**

Commodities	Quarterly Average Price		Percent Change 2018/2017
	2017	2018	
Palay, Other Variety Fresh	15.82	19.10	20.77
Hogs for slaughter, backyard	119.79	112.78	-5.86
Hogs for slaughter, commercial	115.73	113.98	-1.51
Eggplant, long purple	23.00	36.54	58.89
Okra	25.95	37.79	45.61
Squash	14.08	20.73	47.20
Camote Tops	15.95	19.10	19.75
Stringbeans	18.30	32.81	79.31
Sweet Potato (Camote)	18.46	20.96	13.56
Cassava, fresh tuber for food	8.58	11.20	30.54
Banana, green latundan	17.63	22.31	26.55
Banana, green saba	14.30	16.25	13.89
Abaca	53.01	64.68	22.01
Copra Coriente	32.42	17.54	-45.88
Copra Resecada	42.32	24.58	-41.92
Coconut Matured	8.86	4.77	-46.14
Pili with Hull	12.80	15.91	24.29
Pili with Shell	37.51	57.45	53.15



ELVIRA O. APOGÑOL
CHIEF STATISTICAL SPECIALIST
PSA-SORSOGON PSO

For inquiries, visit or call:

**Philippine Statistics Authority
Provincial Statistics Office
2nd & 3rd Clemente Building
Garcia St.
Sorsogon City
Telephone number: 421-53-30
www.psa.gov.ph**