

# SPECIAL RELEASE

## FARM PRICES STATISTICS 4th QUARTER 2018

Date of Release: FEBRUARY 2019

Reference No: 2019-2

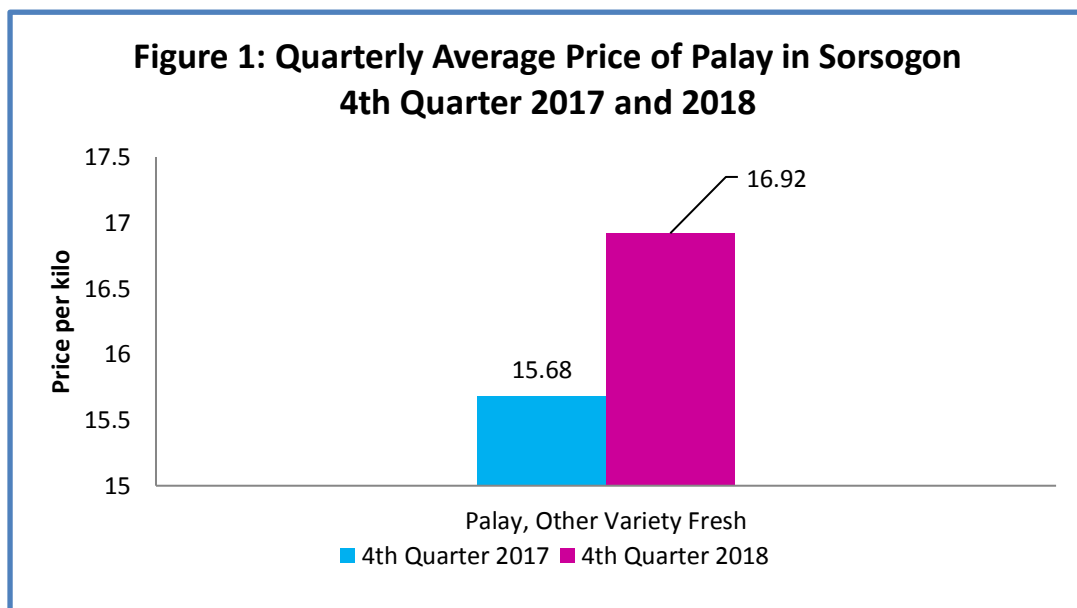


**Farm Prices Survey (FPS)** is a nationwide survey that collects data on farmgate or producer's prices received by the farmers for their produce. Farmgate price is the farmers' selling price for their produce at the first point of sale excluding transportation or delivery fee.

### A. Farm gate Prices of Cereals

**Cereals registered an increase in farmgate price in 4th quarter 2018**

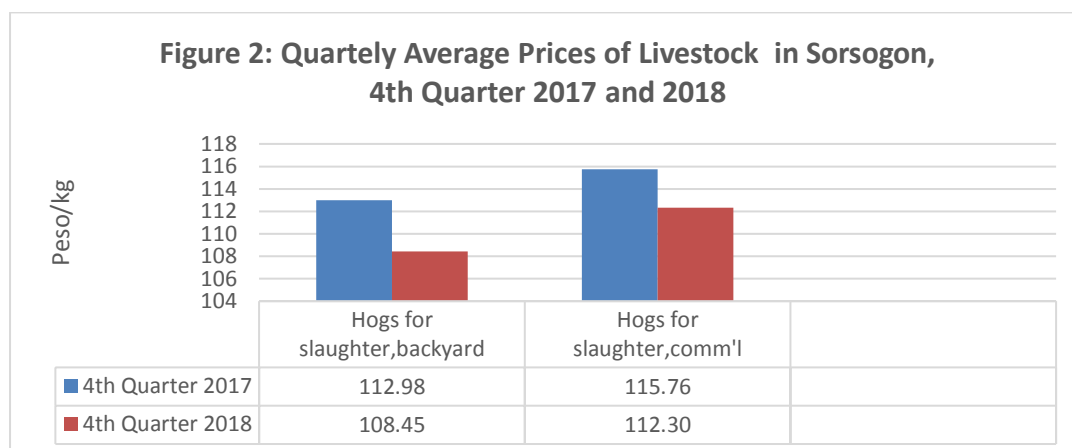
Farm gate of Palay, other variety fresh increased by 7.89% from P15.68/kg to P16.92/kg.



## B. Farmgate Prices of Livestock, Poultry and Poultry Products

### *Most of the livestock exhibited a decrease*

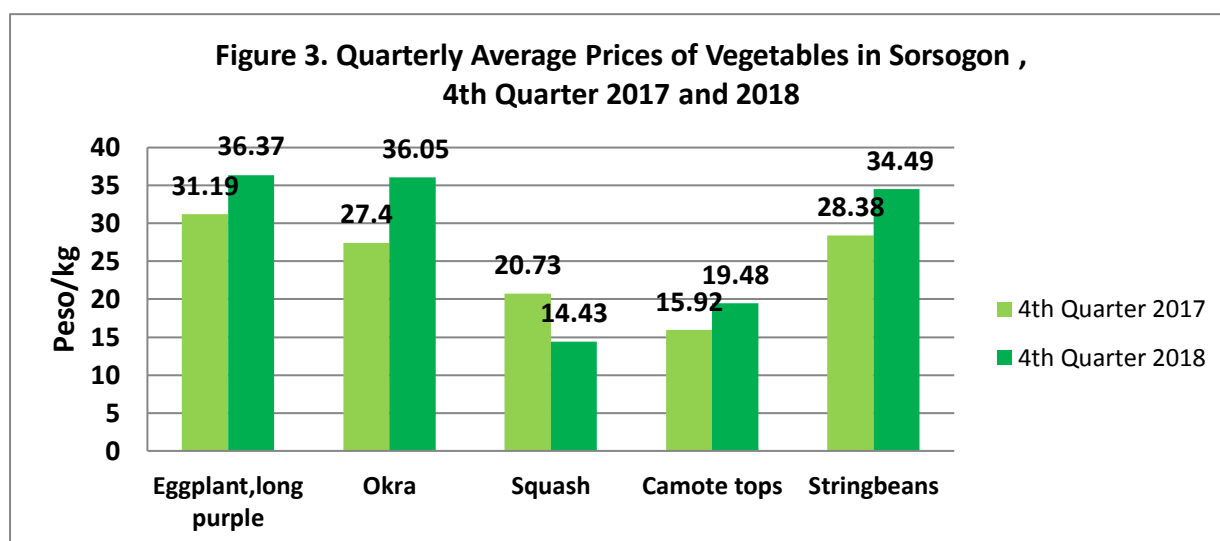
Average quarterly farmgate price of the following livestock showed a decrease during the 4th quarter 2018 as compared to same quarter in 2017: hogs for slaughter backyard by 4.01 percent from P 112.98 to P108.45, hogs for slaughter commercial by 2.99 percent from P115.76/kg to P112.30.



## C. Farmgate Prices of Vegetables

### *Most of the vegetables showed an upward trend*

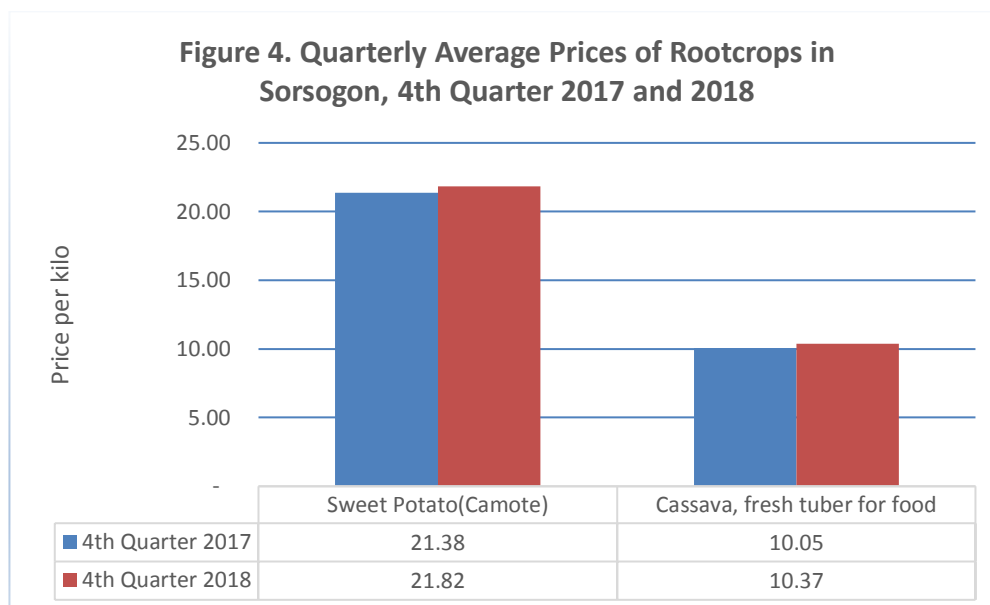
There was an increase on the average farmgate price during the fourth quarter 2018 as compared to same quarter last year of the following vegetables: camote tops 22.36 percent, stringbeans by 21.51 percent, eggplant, long purple by 16.63 percent and okra by 31.54 percent. Only squash exhibited a decreased in price by 30.60 percent.



## D. Farmgate Prices of Roots and Tubers

### Slight increase for camote roots and cassava fresh tubers for 4<sup>th</sup> quarter 2018

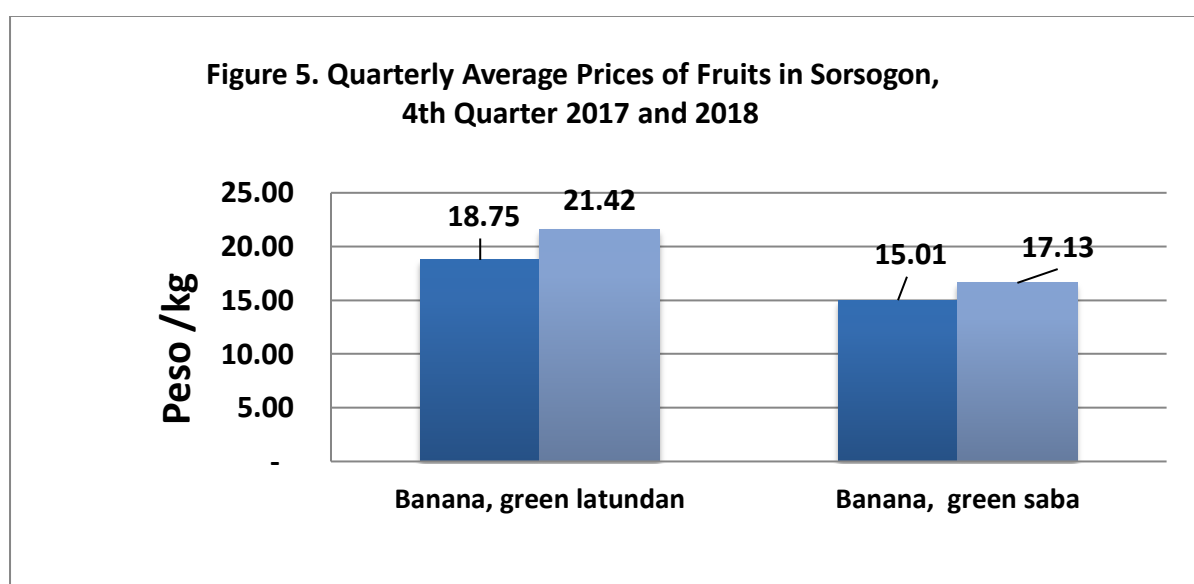
Fourth Quarter 2018 farm gate price of Sweet Potato (Camote ) increased by 2.06 percent from P21.38/ kg to P21.82 per kg while Cassava, fresh tuber for food decreased by 3.18 percent from P10.05/ kg to P 10.37/kg as compared from same quarter last year.



## E. Farmgate Prices of Fruits

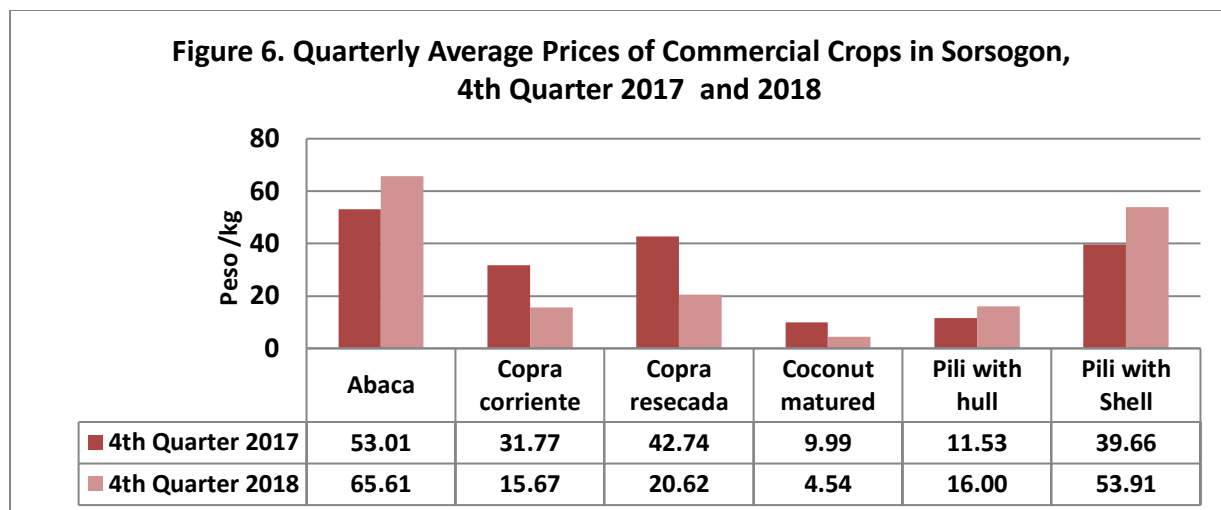
### The average farmgate price of fruits increased during the 4th quarter 2018

The average farmgate price of fruits increased during the 4th quarter 2018 as compared to 4th quarter 2017 : banana, green latundan by 14.28 percent from P18.75/kg to P21.42/kg and banana, saba green by 14.12 percent from P15.01/kg to P17.13/kg.



## F. Farmgate Prices of Commercial Crops


Most of the average quarterly farmgate prices of commercial crops decreased during 4<sup>th</sup> quarter 2018



The average farmgate price of the following commercial crops decreased as compared to last year same quarter : copra corriente by 50.69 percent from P31.77/kg to P15.67, copra reseçada by 51.76 percent from P 42.74/kg to P 20.62/kg, , coconut matured by 54.54 percent from P9.99/kg to P4.54/kg. On the other hand there was an increase on farm gate price of abaca by 18.92 percent from P55.17/kg to P65.61/kg, pili with hull by 38.76 percent from P11.53/kg to P 16.00/ kg, and pili with shell by 35.93 % from P39.66 / kg to P53.91/ kg.

**Table 1. Quarterly Average Farm Gate Prices by Commodity, Sorsogon  
4th Quarter, 2017 and 2018**

Commodities	Quarterly Average Price		Percent Change 2018/2017
	2017	2018	
Palay, Other Variety Fresh	15.68	16.92	7.89
Hogs for slaughter, backyard	112.98	108.45	-4.01
Hogs for slaughter, commercial	115.76	112.30	-2.99
Eggplant, long purple	31.19	36.37	16.63
Okra	27.40	36.05	31.54
Squash	20.80	14.43	47.20
Camote Tops	15.92	19.48	22.36
Stringbeans	28.38	34.49	21.51
Sweet Potato (Camote)	21.38	21.82	2.06
Cassava, fresh tuber for food	10.05	10.37	3.18
Banana, green latundan	18.75	21.42	14.28
Banana, green saba	15.01	17.13	14.12
Abaca	55.17	65.61	18.92
Copra Coriente	31.77	15.67	-50.69
Copra Resecada	42.74	20.62	-51.76
Coconut Matured	9.99	4.54	-54.54
Pili with Hull	11.57	16.00	38.76
Pili with Shell	39.66	53.91	35.93



ELVIRA O. APOGÑOL  
CHIEF STATISTICAL SPECIALIST  
PSA-SORSOGON PSO

For inquiries, visit or call:

**Philippine Statistics Authority  
Provincial Statistics Office  
2<sup>nd</sup> & 3<sup>rd</sup> Clemente Building  
Garcia St.  
Sorsogon City  
Telephone number: 421-53-30  
[www.psa.gov.ph](http://www.psa.gov.ph)**