

2020 GIGMOTO VITAL STATISTICS

BIRTH STATISTICS

2019

178

BABIES BORN

187

REGISTERED BIRTHS

Actual Births, by Sex

2019

81 or 46%



2020

93 or 56%

97 or 54%

72 or 44%

Actual Births, by Place Type

2019

173 or 97%



2020

162 or 98%

4 or 2%



3 or 2%

1 or 1% OTHERS

0

2020

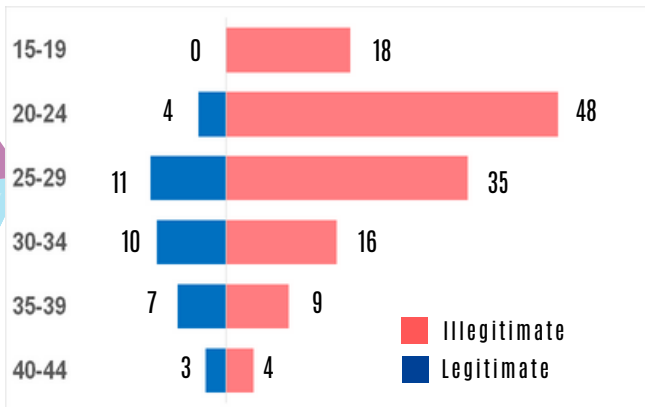
165

BABIES BORN

158

REGISTERED BIRTHS

Legitimacy Status, by Age Group of Mother



Current Births, by Place of Registration and Residence of Mother

PROVINCE / MUNICIPALITY	PLACE OF REGISTRATION	RESIDENCE
CATANDUANES	4125	4114
Bagamanoc	0	141
Baras	26	163
Bato	271	342
Caramoran	159	480
Gigmoto	129	165
Pandan	454	330
Panganiban	9	132
San Andres	355	596
San Miguel	2	252
Viga	499	345
Virac	2221	1168
Other Province/Country	0	11
TOTAL	4125	4125



Death Statistics

2019

50

DEATHS

34

REGISTERED DEATHS

Top 3 Causes of Death, by Sex

MALE

1. Essential (Primary) Hypertension
2. Coronary Thrombosis not resulting in Myocardial Infarction
3. Cardiovascular Disease, Unspecified

FEMALE

1. Essential (Primary) Hypertension
2. Intracerebral Hemorrhage, Unspecified
3. Chronic Renal Failure

2020

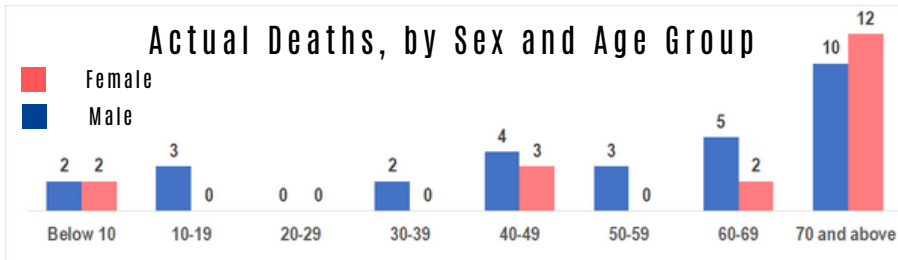
48

DEATHS

35

REGISTERED DEATHS

Actual Deaths, by Sex and Age Group



Deaths, by Cause

2019	2020
1	3
1	2
0	0
0	0

MARRIAGE STATISTICS

2019

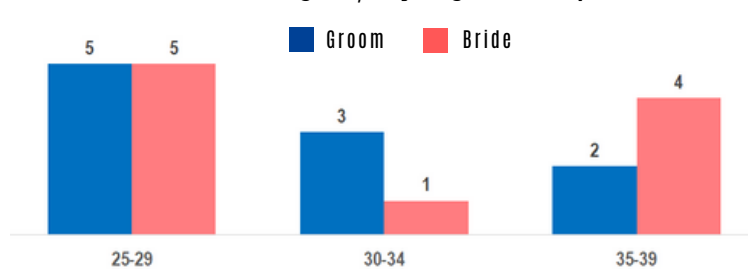
21

MARRIAGES

22

REGISTERED MARRIAGES

Marriages, by Age Group



2020

10

MARRIAGES

21

REGISTERED MARRIAGES

Marriages, by Place Type

2019

10 or 48%



2020

3 or 30%

10 or 48%




7 or 70%

1 or 4%

OTHERS

0



IMPORTANT NOTE:

1. Birth Statistics was based on the residence of mother while Death Statistics was based on the residence of the deceased not on where the event occurred.