



# SPECIAL RELEASE

Philippine Statistics Authority  
Catanduanes Provincial Statistics Office  
Virac, Catanduanes

Special Release No. 2017-009

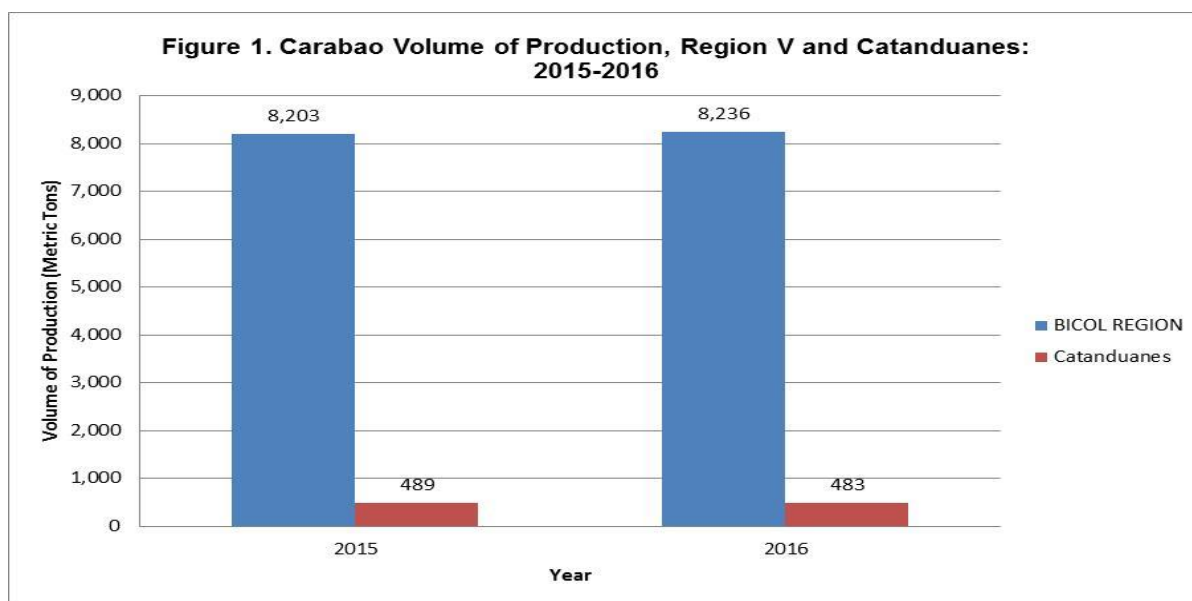
May 2017

## CATANDUANES LIVESTOCK STATISTICS

### Carabao Statistics

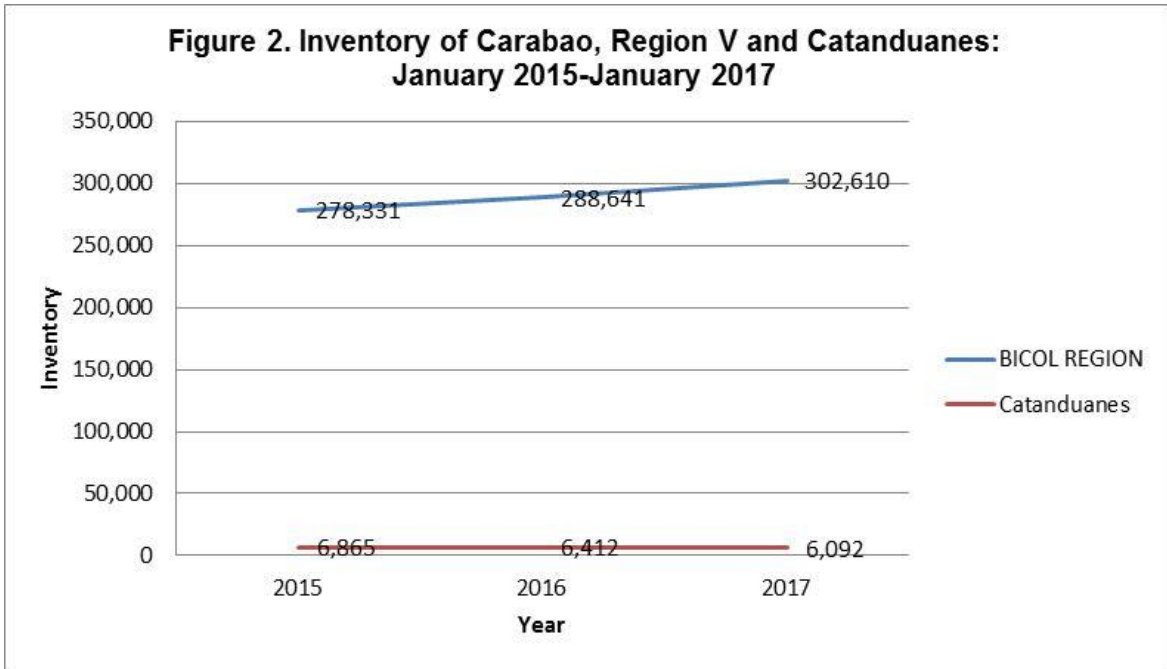
#### *Carabao's production decrease by 1.24% in 2016*

Volume of production of carabao in Catanduanes in 2016 posted a decrease of 1.24% from 489 metric tons in 2015 to 483 metric tons produced during the year. Catanduanes contributed 5.96% of the total production of Region V (Bicol Region) of 8, 203 metric tons in 2015. During the year 2016, the province contributed 5.86% of the total production of the region which is 8, 236 metric tons. It has been noted that volume of production of carabao in the region increased by 0.40% from 2015 to 2016. (Figure 1)



#### *Inventory of carabao in Catanduanes declines in January 2017*

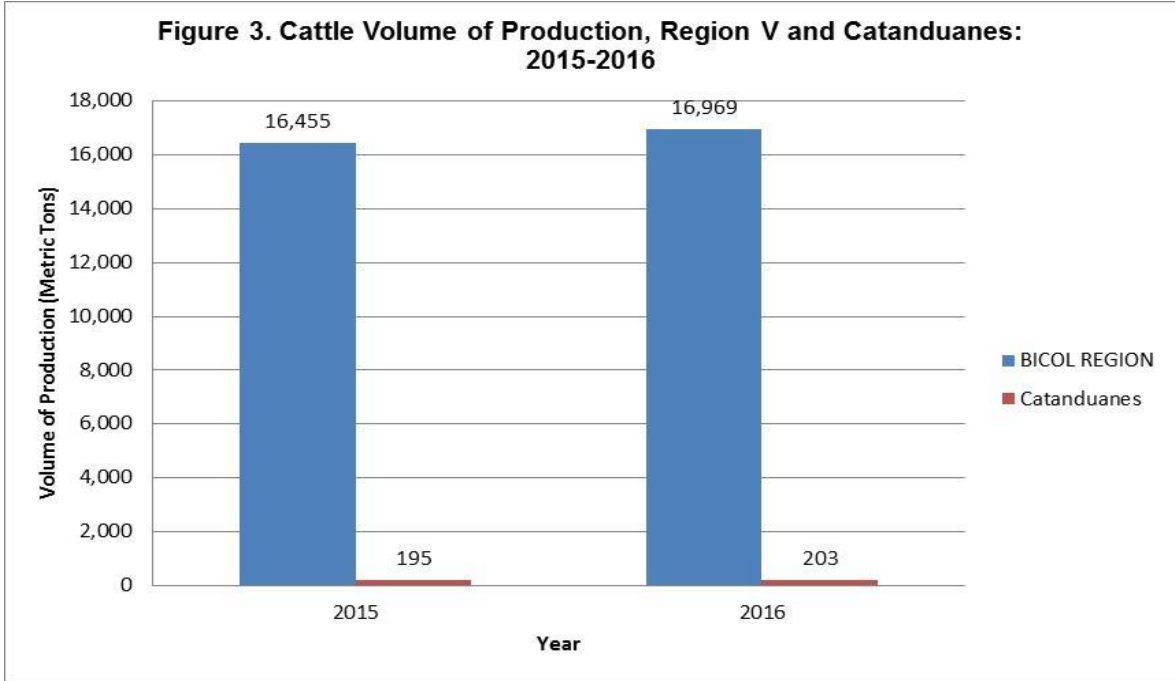
Inventory of carabao in Catanduanes from January 2015 to January 2017 declined of about 12%. It decreased from 6, 865 heads in January 2015 to 6, 092 heads in January 2017. Meanwhile, Region V (Bicol Region) inventory of carabao increased of about 8%. It posted an increase from 278, 331 heads to 302, 610 heads during the same period. (Figure 2)



**Cattle Statistics**

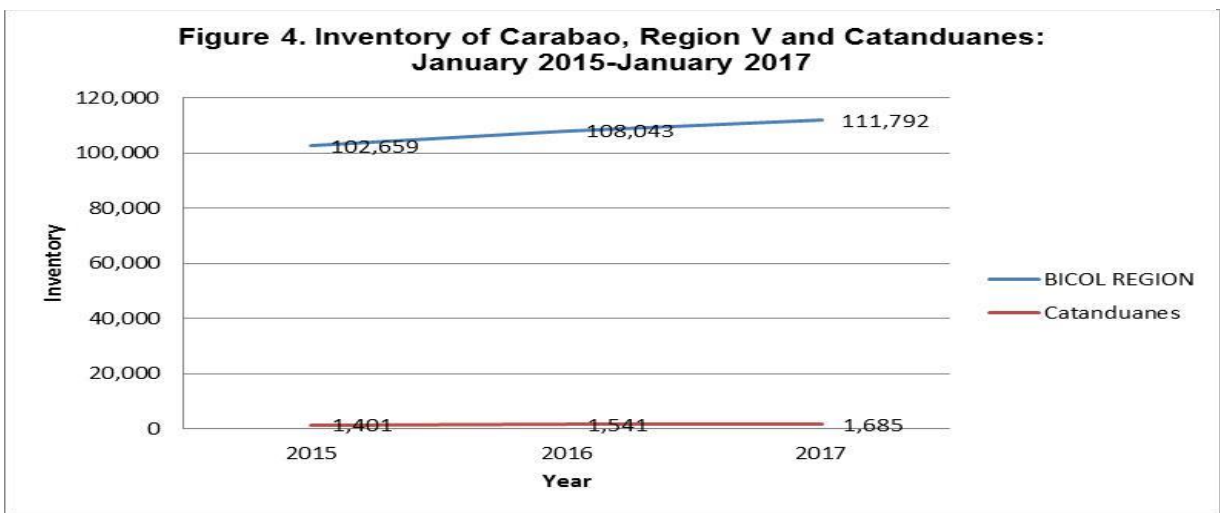
***Cattle production increase by 3.94% in 2016***

Volume of production of cattle in Catanduanes posted an increase of 195 metric tons in 2015 to 203 metric tons in 2016 or 3.94% increase. Region V (Bicol Region) volume of production of cattle also posted an increase of 16, 455 metric tons in 2015 to 16, 969 metric tons in 2016. (Figure 3)



### ***Inventory of cattle increase by 16.85% in January 2017***

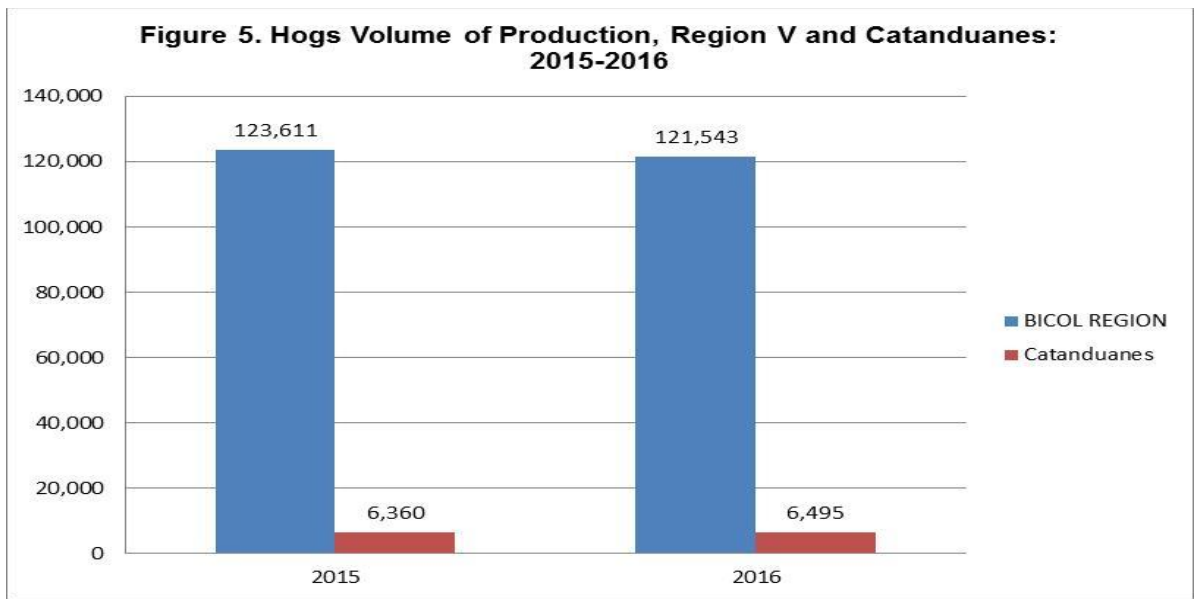
Inventory of cattle in Catanduanes posted an increase of 16.85% from January 2015 to January 2017. It increased from 1, 401 heads in January 2015 to 1, 685 heads in January 2017. Meanwhile, Region V (Bicol Region) inventory of cattle posted an increase of 8.17% or from 102, 659 heads to 111, 792 heads during the same period. (Figure 4)



### **Hog Statistics**

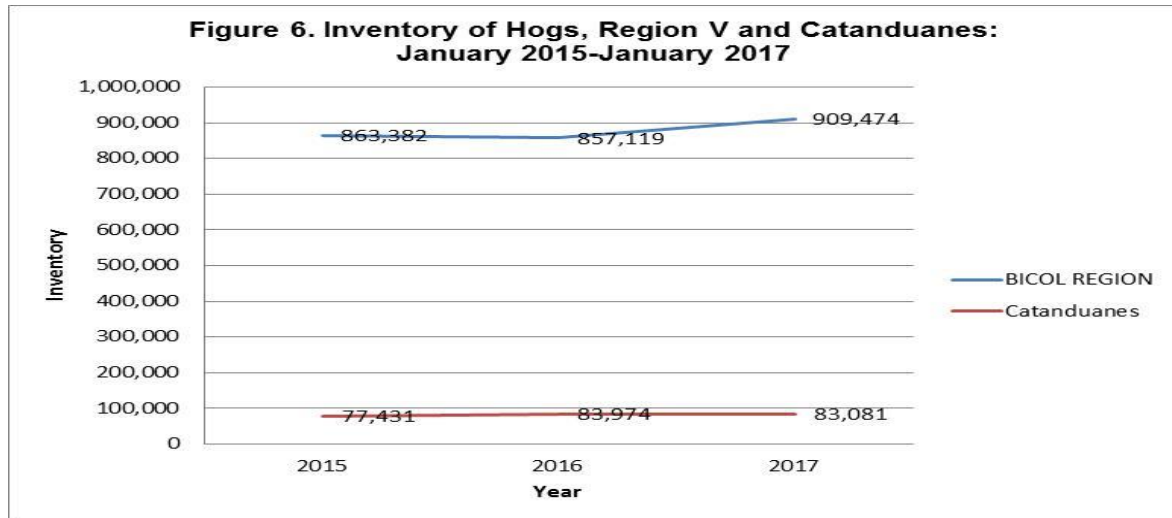
#### ***Hog production increase by 2.08% in 2016***

Volume of production of hogs in Catanduanes posted an increase of 6, 360 metric tons in 2015 to 6, 495 metric tons in 2016 or 2.08% increase. Meanwhile, Region V (Bicol Region) volume of production of hogs posted a decrease of 123, 611 metric tons in 2015 to 121, 543 metric tons in 2016. (Figure 5)



### ***Inventory of hogs increase by 6.80% in January 2017***

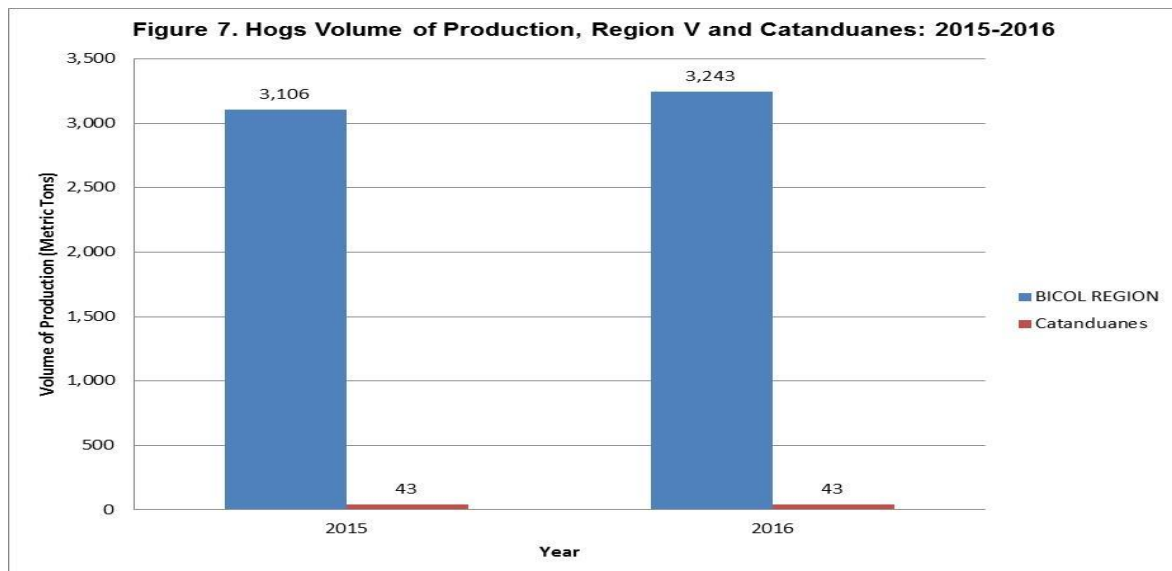
Inventory of hogs in Catanduanes posted an increase of 6.80% from January 2015 to January 2017. It increased from 77, 431heads in January 2015 to 83, 081 heads in January 2017. Meanwhile, Region V (Bicol Region) inventory of hogs also posted an increase of 5.07% or from 863, 382 heads to 909, 474 heads during the same period. (Figure 6)



### **Goat Statistics**

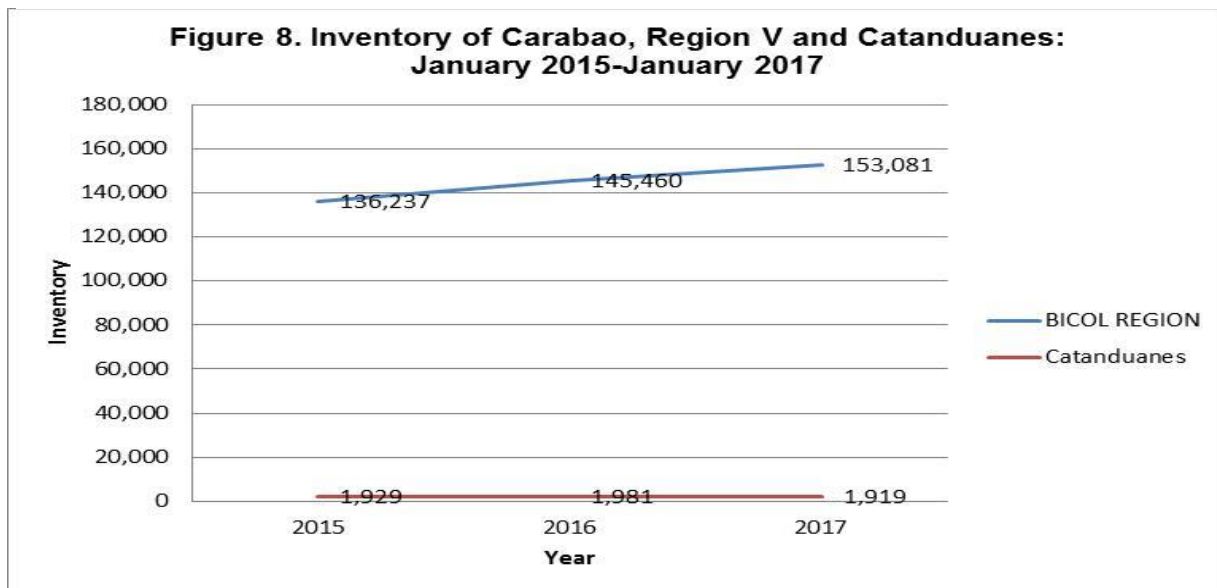
#### ***Volume of production of goat in Catanduanes maintain at 43 metric tons in 2016***

The same volume of production of goat in Catanduanes was posted at 43 metric tons in 2015 and 2016 . Meanwhile, Region V (Bicol Region) volume of production of hogs posted an increase of 3, 106 metric tons in 2015 to 3, 243 metric tons in 2016. (Figure 7)



**Inventory of goat decrease by 0.52% in January 2017**

Inventory of goat in Catanduanes posted a decrease of 0.52% from January 2015 to January 2017. It decreased from 1, 929 heads in January 2015 to 1, 919 heads in January 2017. Meanwhile, Region V (Bicol Region) inventory of hogs posted an increase of 11% or from 136, 237 heads to 153, 081 heads during the same period. (Figure 8)



**EXPLANATORY NOTES**

The data for this special release were collected by Philippine Statistics Authority from Backyard Livestock and Poultry Survey (BLPS) and Commercial Livestock and Poultry Survey (CLPS). Data collection of swine is done quarterly while data collection for goat, cattle and carabao is done semi-annually. BLPS is conducted during the first seven days of the first month after the reference quarter while CLPS is conducted during the last eight days of the last month of the reference quarter or semester.

Survey of Slaughterhouses and Poultry Dressing Plants supplements the data needed for Livestock and Poultry Sector. This survey is done monthly and utilizes administrative data from accredited slaughterhouses and poultry dressing plants including the Locally Registered Meat Establishments (LRMEs)

**FOR MORE INQUIRIES YOU MAY CONTACT US AT:**

2<sup>nd</sup> Floor P. Araojo Bldg. Cavinitan, Virac, Catanduanes  
CP No. 09209681179

E-mail Address: [psa\\_cat@yahoo.com.ph](mailto:psa_cat@yahoo.com.ph)

You may also visit PSA Website: [www.psa.gov.ph](http://www.psa.gov.ph)