



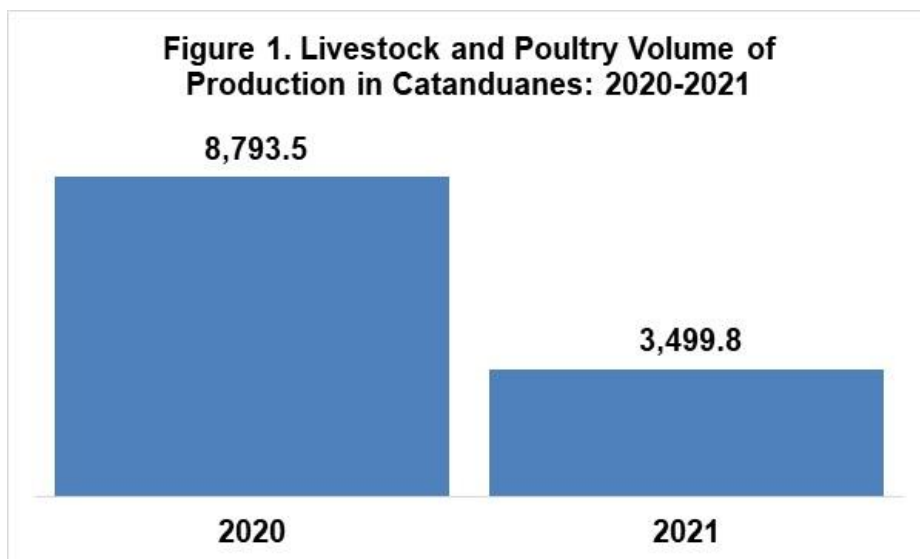
SPECIAL RELEASE

Performance of Livestock and Poultry in Catanduanes 2020-2021

Date of Release: 2 May 2022
Reference No. : 2022-05-024

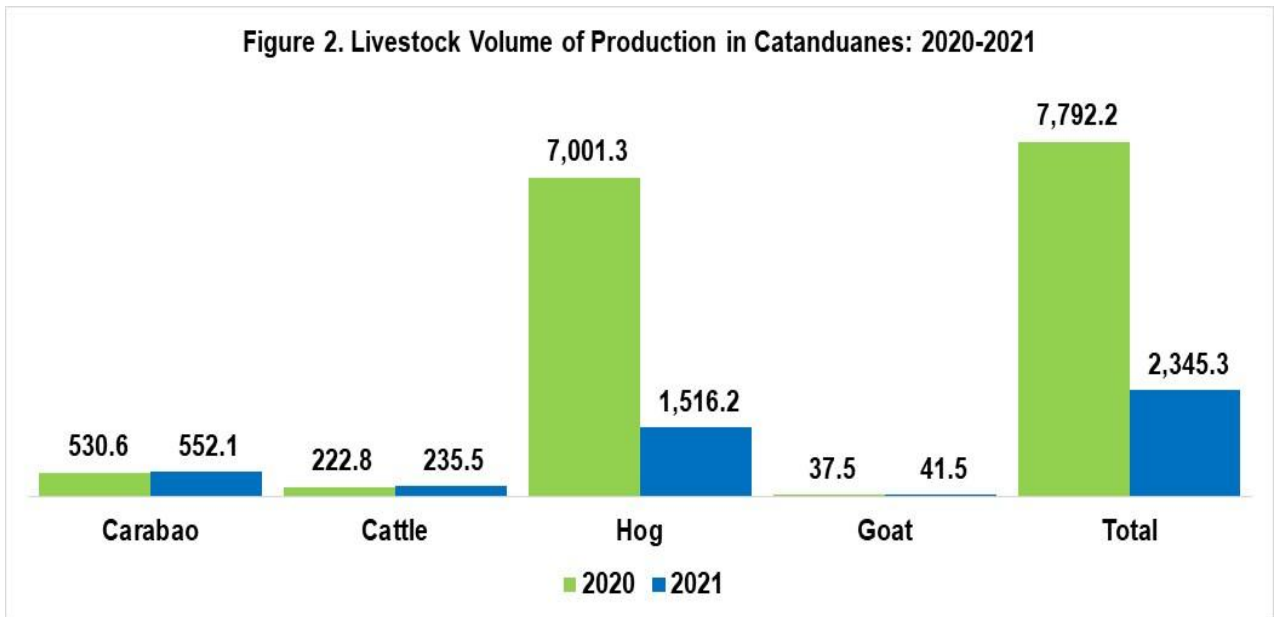
PRODUCTION

The total volume of production of livestock and poultry in the province of Catanduanes for the year 2021 reached 3,499.8 metric tons which was 151.3% lower than the recorded total volume of production of 8,793.5 metric tons in 2020. (Figure 1)



Livestock volume of production in 2021 decreased by 232.2% compared to the volume of production in 2020 or from 7,792.1 metric tons produced in 2020 to 2,345.3 metric tons produced in 2021. Volume of production in Swine had the highest decrease recorded at 361.8% or from 7,001.3 metric tons produced in 2020 to 1,516.2 metric tons produced in 2021. On the contrary, Goat volume of production increased by 9.7% or from 37.5 metric tons produced in 2020 to 41.5 metric tons produced in 2021. Cattle volume of production posted an increase of 5.4% or from 222.8 metric tons in 2020 to 235.5 metric tons in 2021 and Carabao volume of

production also increased by 3.9% or from 530.6 metric tons produced in 2020 to 552.1 metric tons produced in 2021. (Figure 2)



On the other hand, poultry volume of production increased by 13.3% or from 1, 001.3 metric tons produced in 2020 to 1, 154.5 metric tons produced in 2021. Duck Egg volume of production increased by 18.9% or from 8.6 metric tons produced in 2020 to 10.6 metric tons produced in 2021. Chicken Egg volume of production increased by 13.5% or from 268.8 metric tons produced in 2020 to 310.6 metric tons produced in 2021. Chicken volume of production also increased by 13.4% or from 715.3 metric tons produced in 2020 to 826.4 metric tons produced in 2021. Duck volume of production decreased by 28.5% or from 8.8 metric tons produced in 2020 to 6.9% metric tons produced in 2021. (Figure 3)

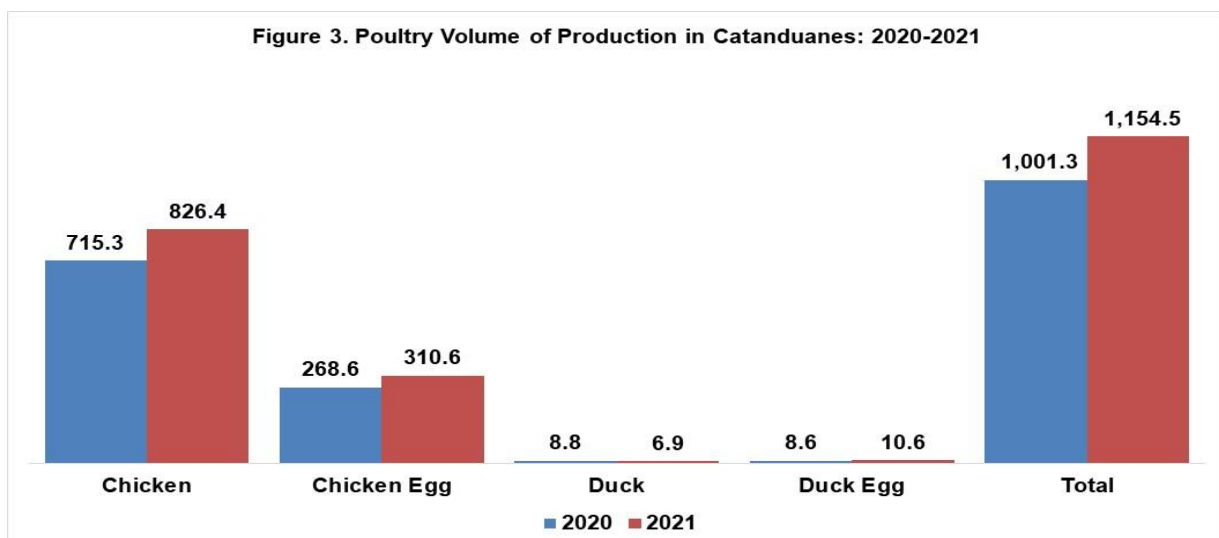


Table 1. Livestock and Poultry Volume of Production by Animal Type, Catanduanes: 2020-2021

LIVESTOCK/POULTRY	Production (in metric tons)		Percent Change
	2020	2021	
Total	8, 793.5	3, 499.8	(151.3)
Livestock	7, 792.1	2, 345.3	(232.2)
Carabao	530.6	552.1	3.9
Cattle	222.8	235.5	5.4
Swine	7, 001.3	1, 516.2	(361.8)
Goat	37.5	41.5	9.7
Poultry	1, 001.3	1, 154.5	6.8
Chicken	715.3	826.4	13.4
Chicken Egg	268.6	310.6	13.5
Duck	8.8	6.9	(28.5)
Duck Egg	8.6	10.6	18.9

Source:<http://openstat.psa.gov.ph>

SLAUGHTERED ANIMALS IN SLAUGHTERHOUSES

Slaughtered livestock in slaughterhouses in Catanduanes for 2021 accounted to 12, 651 heads or 46.1% lower than the accounted 18, 479 heads slaughtered in slaughterhouses in 2020. (Table 2)

Swine posted a decrease of 71.0% or from 17, 181 heads slaughtered in slaughterhouses in 2020 to 10, 047 heads slaughtered in 2021. Carabao posted an increase of 33.7% or from 1, 125 heads slaughtered in slaughterhouses in 2020 to 1, 698 heads slaughtered in 2021. Likewise, Cattle also increased by 80.9% or from 173 heads slaughtered in slaughterhouses in 2020 to 906 heads slaughtered in 2021.

Table 2. Slaughtered Animals in Slaughterhouses by Type, Catanduanes: 2020-2021

Type of Animal	Slaughtered (Heads)		Percent Change
	2020	2021	
TOTAL	18, 479	12, 651	(46.1)
Carabao	1, 125	1, 698	33.7
Cattle	173	906	80.9
Swine	17, 181	10, 047	(71.0)

Source:<http://openstat.psa.gov.ph>

INVENTORY

The total inventory of livestock and poultry in the province of Catanduanes as of 1 January 2022 reached 64, 130 heads which was 325.9% lower than the recorded 161, 682 heads as of 1 January 2021. (Table 3)

Livestock inventory as of 1 January 2022 declined by 179.4% compared to the inventory as of 1 January 2021 or from 30, 523 heads to 10, 925 heads. Carabao, Cattle and Swine inventory dropped by 79.4%, 3.7% and 351.5% respectively while Goat inventory increased by 9.8%. (Table 3)

On the other hand, Poultry inventory also declined by 146.5% or from 131, 159 birds as of 1 January 2021 to 53, 205 as of 1 January 2022. Chicken inventory declined by 164.9% or from 123, 444 birds to 46, 595 birds. Broiler, Layer and Native/Improved chicken declined by 15.4%, 6.6% and 262.7% respectively. Duck inventory went down by 16.7% or from 7, 715 birds to 6, 610 birds. (Table 3)

Table 3. Livestock and Poultry Inventory by Animal Type, Catanduanes: 1 January 2021 and 1 January 2022

LIVESTOCK/POULTRY	As of 1 January 2021	As of 1 January 2022	Percent Change
TOTAL	161, 682	64, 130	(325.9)
Livestock	30, 523	10, 925	(179.4)
Carabao	5, 195	2, 895	(79.4)
Cattle	1, 525	1, 471	(3.7)
Goat	1, 450	1, 608	9.8
Swine	22, 353	4, 951	(351.5)
Poultry	131, 159	53, 205	(146.5)
Chicken	123, 444	46, 595	(164.9)
Broilers	4, 863	4, 215	(15.4)
Layer	14, 613	13, 713	(6.6)
Native/Improved	103, 968	28, 667	(262.7)
Duck	7, 715	6, 610	(16.7)
Backyard	5, 945	3, 250	(82.9)
Commercial	1, 770	3, 360	47.3

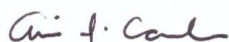
Source: <http://openstat.psa.gov.ph>

TECHNICAL NOTES

The Livestock and Poultry Performance Report presents the performance situation in terms of production and inventory of carabao, cattle, goat, swine and by type of chicken; and inventory in the slaughterhouses. Moreover, data for this special release were collected by the Philippine Statistics Authority (PSA) through the two (2) major surveys, namely: Backyard Livestock and Poultry Survey (BLPS) and Commercial Livestock and Poultry Survey (CLPS).

Another survey that supplements the data requirements of the Livestock and Poultry sector is the Compilation of Data in Slaughterhouses and Poultry Dressing Plants (CDSPDP). This is done monthly and utilizes administrative data from slaughterhouses in the province which is in coordination with the Provincial Veterinary Office (PVO) and Meat Inspectors (MIs).

- **Livestock** – farm animals kept or raised for consumption, work or leisure. In general, poultry is separated as a distinct group of farm animals. For purposes of census and surveys, livestock covers only those that are tended and raised by an operator.
- **Poultry** - a collective term for all domesticated avian for the purpose of food consumption or, the carcass of such avian dressed/processed for human consumption.
- **Animal Inventory** (*also, Animal Population*) – the number of domesticated animals in head present in the farm at specific reference date.
- **Backyard Farm/Raiser**-refers to any farm or household raising at least one head of animal or bird and does not qualify as a commercial farm.
- **Dressing**-the progressive separation on the dressing floor of food animal into carcass, offal and inedible by- products.
- **Slaughter**- refers to butchering of animal for the purpose of human consumption.
- **Slaughterhouse/Dressing Plant**- the premises that are approved and registered by a controlling authority in which food animals/birds are slaughtered and dressed for human consumption.



ANA VI F. CAMACHO
Chief Statistical Specialist