



# SPECIAL RELEASE

## 2020 CATANDUANES PRELIMINARY MARRIAGE STATISTICS

**Date of Release:** 19 February 2021  
**Reference No.**2021-02-003-CT

### ***Marriages decreased by 66 percent in 2020***

In 2020, a total of 304 marriages occurred in the province, which is 66 percent less than the 894 marriages reported in 2019. Of the total number, 41.1 percent were registered in Virac, and 19.4 percent in San Andres. The number of marriages were lowest in the municipality of Bagamanoc, comprising only one percent of the total. (Figure 1 and Table 1)

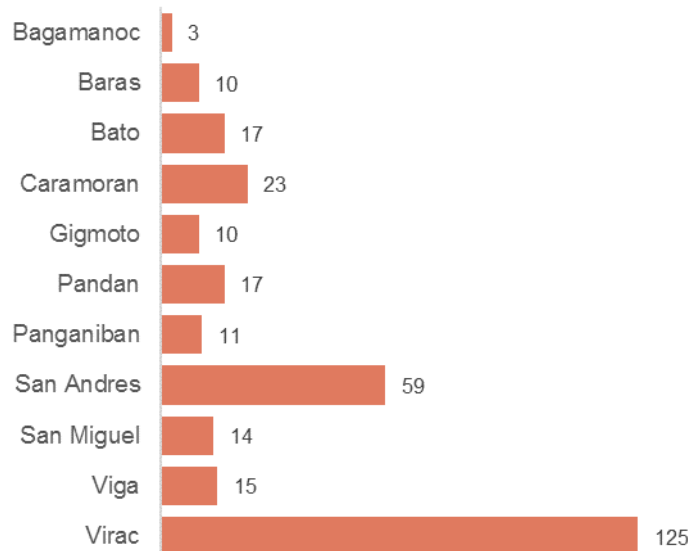


Figure 1. Total Number of Actual Marriages in Catanduanes by Municipality<sup>1</sup>, 2020

### ***Majority of brides and grooms marry between 25-29 years old***

More than 44.4 percent of the marriages that occurred in 2020 involved brides and grooms aged 25 to 29 years. Also, comparing within age groups, it can be observed that more females married at a younger age than males, as the number of brides were greater than the number of grooms for 29 years old and below. Meanwhile, the number of grooms were greater for 30 years old and above. (Figure 2 and Table 1)

However, when comparing across age groups, 57.2 percent of the total grooms and 71.4 percent of the total brides in the province were 29 years old and below. Consistently, majority of the brides from all the municipalities were 29 years old and below, with the highest proportion in Pandan with 82.4 percent and the lowest proportion in Gigmoto with 50 percent of their respective total marriages. Majority of the grooms were also aged 29 years and below in all

<sup>1</sup>Marriage statistics by municipality is based on the place of registration.

municipalities except for the following, where most grooms were 30 years old and above: Bagamanoc (66.7 percent); Gigmoto (50 percent); and San Miguel (64.3 percent). Among the 11 municipalities, Bato had the highest proportion of younger grooms with 70.6 percent while Bagamanoc had the least with 33.3 percent. (Table 1)

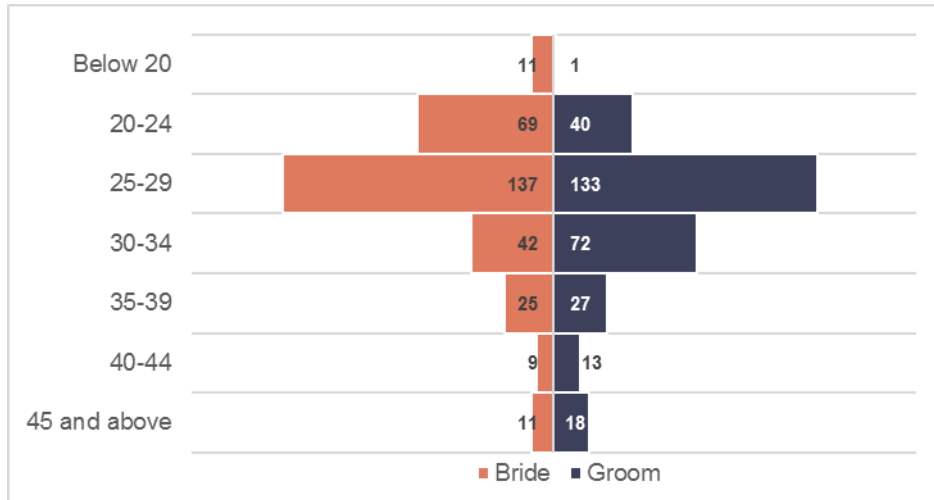


Figure 2. Actual Marriages in Catanduanes by Age Group of Grooms and Brides, 2020

The youngest groom was 19 years old while the oldest was 79 years old. On one hand, the youngest bride was 18 years old and the oldest was 63 years old.

**Three out of five marriages contracted through civil ceremony**

Of the total marriages in 2020, 57.9 percent were contracted through civil ceremonies, 37.5 percent were officiated in church, and 4.6 percent were performed in other religious rites. (Figure 3)

In addition, only the municipalities of Bagamanoc (66.7 percent), Caramoran (65.2 percent), and Pandan (58.8 percent) had most marriages officiated in church. The other eight municipalities had majority of their total marriages contracted through civil ceremony.

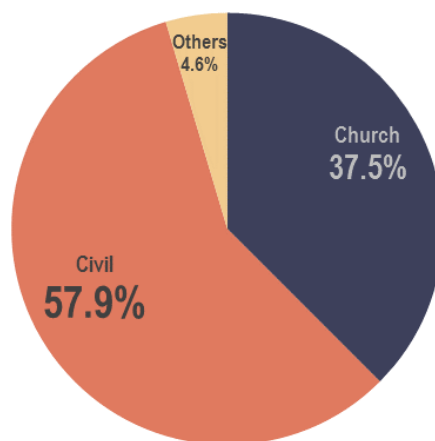


Figure 3. Actual Marriages in Catanduanes by Type of Ceremony, 2020

Table 1. Number of Marriages in Catanduanes by Municipality, and by Age Group of Grooms and Brides, 2020

AGE GROUP	BAGAMANOC		BARAS		BATO		CARAMORAN		GIGMOTO		PANDAN		PANGANIBAN		SAN ANDRES		SAN MIGUEL		VIGA		VIRAC		TOTAL	
	G	B	G	B	G	B	G	B	G	B	G	B	G	B	G	B	G	B	G	B	G	B	G	B
Below 20	0	0	0	0	0	0	0	2	0	0	0	3	0	0	0	3	1	1	0	1	0	1	1	11
20-24	0	0	0	0	2	3	7	5	0	0	3	7	1	3	9	16	0	2	4	5	14	28	40	69
25-29	1	2	4	6	10	10	7	11	5	5	7	4	6	5	25	24	4	5	6	6	58	59	133	137
30-34	1	0	3	2	5	3	4	0	3	1	4	1	3	2	14	3	4	3	2	3	29	24	72	42
35-39	1	0	2	1	0	1	0	3	2	4	2	1	0	0	3	5	3	3	1	0	13	7	27	25
40-44	0	0	1	1	0	0	3	1	0	0	0	0	1	1	4	4	1	0	0	0	3	2	13	9
45 and above	0	1	0	0	0	0	2	1	0	0	1	1	0	0	4	4	1	0	2	0	8	4	18	11
<b>TOTAL</b>	<b>3</b>	<b>3</b>	<b>10</b>	<b>10</b>	<b>17</b>	<b>17</b>	<b>23</b>	<b>23</b>	<b>10</b>	<b>10</b>	<b>17</b>	<b>17</b>	<b>11</b>	<b>11</b>	<b>59</b>	<b>59</b>	<b>14</b>	<b>14</b>	<b>15</b>	<b>15</b>	<b>125</b>	<b>125</b>	<b>304</b>	<b>304</b>

Notes: G-groom; B-bride

Table 2. Preliminary Vital Statistics in Catanduanes by Municipality, 2020

Province/ Municipality	BIRTH		DEATH		MARRIAGE	
	Number by Place of Mother's Residence	Rate per 1,000 Population	Number by Place of Residence of Deceased	Rate per 1,000 Population	Number by Place of Occurrence	Rate per 1,000 Population
<b>CATANDUANES</b>	4114	14.92	1645	5.97	304	1.10
Bagamanoc	141	12.03	74	6.31	3	0.26
Baras	163	12.21	84	6.29	10	0.75
Bato	342	15.14	133	5.89	17	0.75
Caramoran	480	14.96	170	5.30	23	0.72
Gigmoto	165	18.90	48	5.50	10	1.15
Pandan	330	15.24	125	5.77	17	0.79
Panganiban	132	14.87	49	5.52	11	1.24
San Andres	596	15.78	255	6.75	59	1.56
San Miguel	252	15.84	98	6.16	14	0.88
Viga	345	15.29	126	5.58	15	0.66
Virac	1168	14.48	483	5.99	125	1.55

## CONCEPTS AND DEFINITIONS

TERM	DEFINITION
<b>Marriage</b>	This is a special contract of permanent union between a man and a woman entered into in accordance with law for the establishment of conjugal and family life.
<b>Crude Marriage Rate (CMR)</b>	This is a gross measure of the level of the relative frequency of marriages in an area for a year. It expresses additions, by the formal means of legal marriage, being made to the married segment of the total population. It is computed using the formula below: $CMR = \frac{\text{Total marriages for the year and place}}{\text{Total population of the place}}$



**ANAVI F. CAMACHO**  
Chief Statistical Specialist