



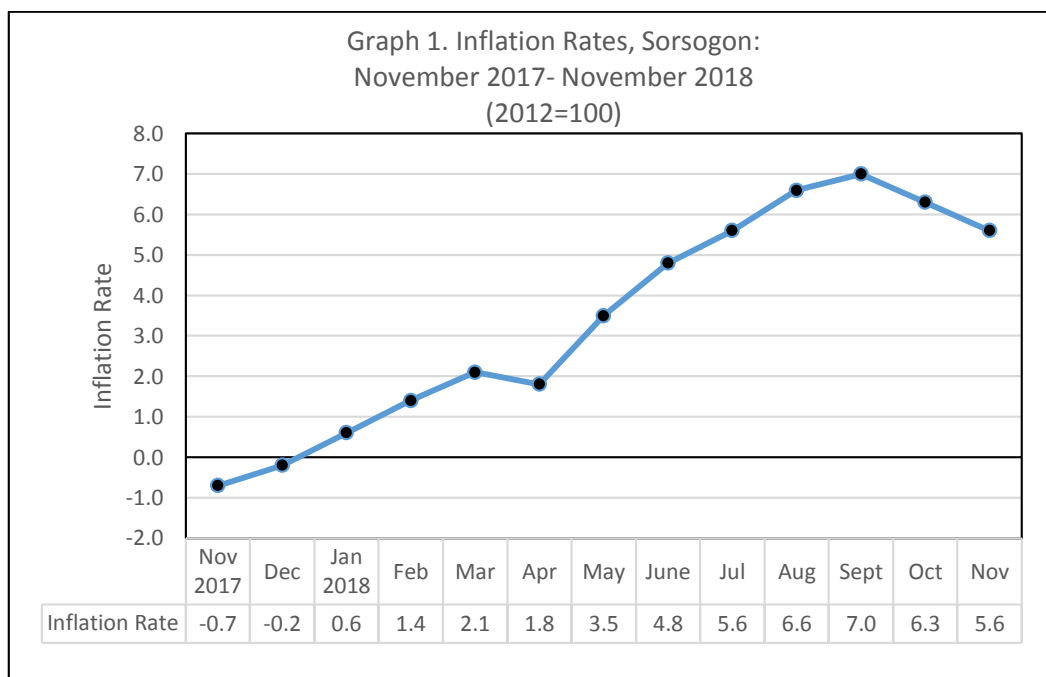
SPECIAL RELEASE

CONSUMER PRICE INDEX FOR ALL INCOME HOUSEHOLDS IN SORSOGON: November 2018 (2012=100)

Date of Release: January 21, 2019
Reference No. 2019-03

PRICE SITUATION: Year-on-Year

The year-on-year inflation rate (IR) for the province of Sorsogon using 2012 as base year for the reference month November 2018 posted at 5.6%. This is lower by 0.7 percentage points than IR posted in October 2018 which was 6.3%. The IR a year ago was negative 0.7%. (Refer to Graph 1)

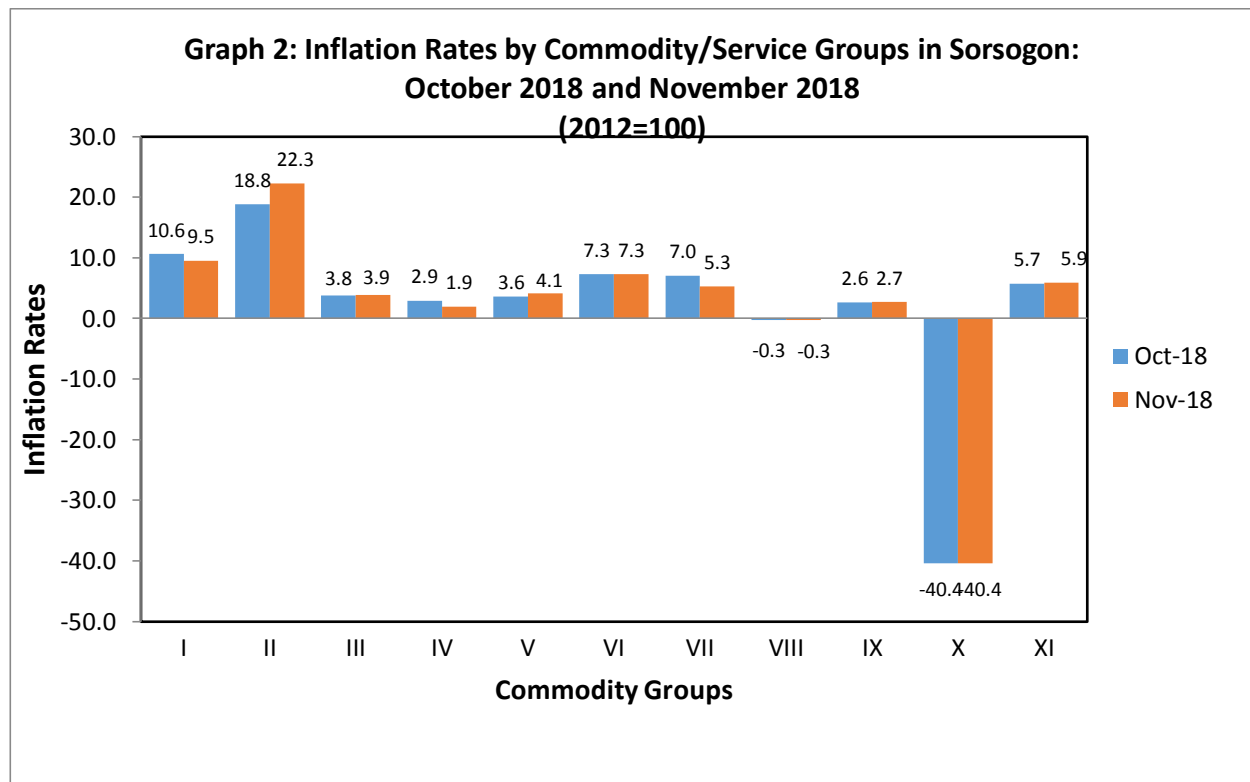


The current IR movement could be attributed to both Food and Non-Food items with a decrease of 1.3 and 0.6 percentage points from last month's IR respectively. Non-alcoholic beverages and alcoholic beverages, on the other hand, slightly increased by 0.8 and 3.5 percentage points correspondingly.

Among commodity group I, significant change were registered on Vegetables with 10.0 percentage point decrease along with Fruits with 2.0 percentage point decrease. On

the other hand, significant increase was posted on Corn products with 8.8 percentage points. Some items registered less than one percent change either increase or decrease.

Along Non-Food items, significant decrease were posted on group IV and VII with 1.0 and 1.7 percentage points change consecutively. Other groups not mentioned registered increase of less than one percentage points except for groups VI, VIII and X which remained at the same IR level as last month. (Refer to Graph 2)



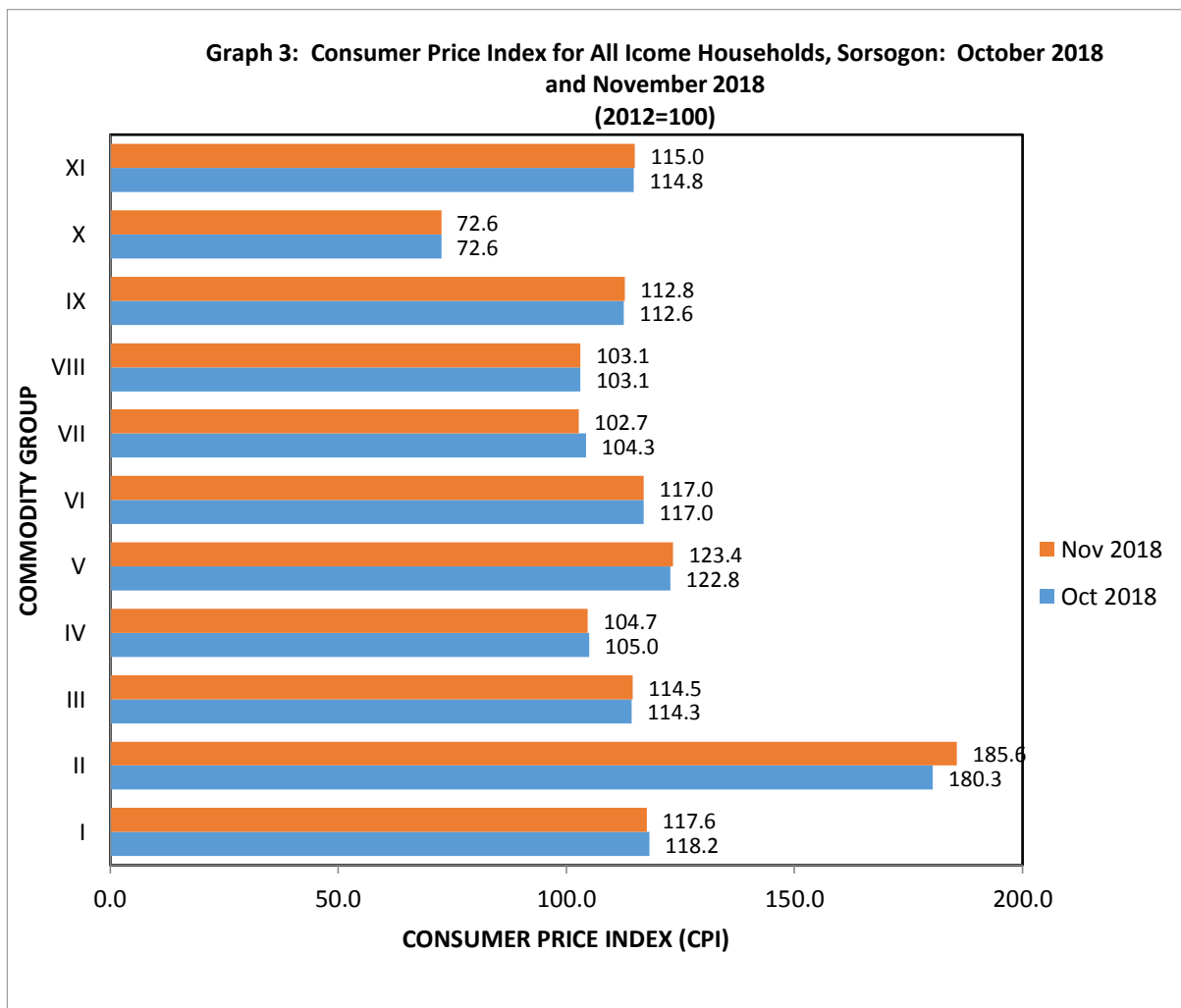
- I. Food and Non-Alcoholic Beverages
- II. Alcoholic and Beverages and Tobacco
- III. Clothing and Footwear
- IV. Housing, Water, Electricity, Gas and other Fuels
- V. Furnishing, Household Equipment and Routine Maintenance of the House
- VI. Health
- VII. Transport
- VIII. Communication
- IX. Recreation and Culture
- X. Education
- XI. Restaurants and Miscellaneous and Services



PRICE SITUATION: Month-on-Month

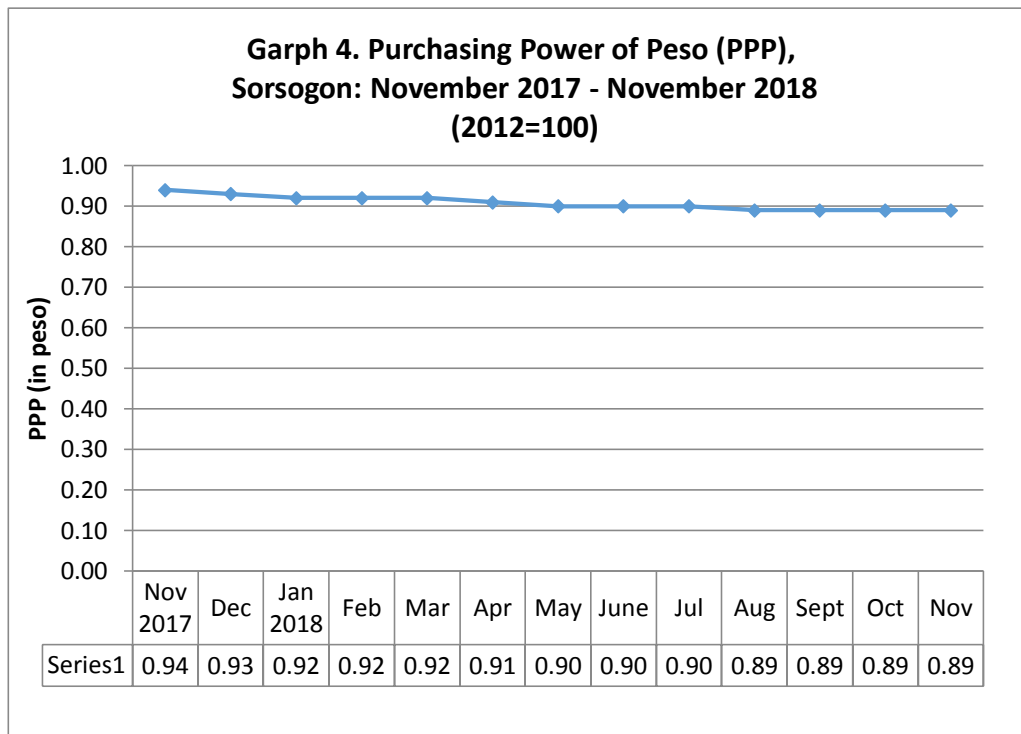
On a monthly basis, the consumer price index (CPI) for all income households in the province of Sorsogon was 112.4 in November 2018. This was lower than the index level last month with 112.7. This also means that the general prices for the province of Sorsogon increased by 12.4% with the 2012 base year.

All commodity groups increased except for commodity group IV and VII with a decrease of 0.3 and 1.5 percent respectively. Increments were high on commodity group I with 6.7% and group II with 2.9%. Other groups registered less than one percent increase except for groups VI, VIII and X with a stable price for this month. (Refer to Graph 3)





The purchasing power of peso (PPP) in the province of Sorsogon for this month is stable at 0.89 pesos. This means that a peso in 2012 is worth 89 centavos in November 2018 for the province of Sorsogon. The PPP a year ago was 0.94 pesos. (Refer to Graph 4)



ELVIRA O. APOGÑOL
Chief, Statistical Specialist
PSA- Sorsogon PSO