

# 2020 PANDAN VITAL STATISTICS

## BIRTH STATISTICS

2019

**380**

BABIES BORN

**934**

REGISTERED BIRTHS

Actual Births, by Sex

2019

206 or 54%



2020

171 or 52%

174 or 46%

159 or 48%

Actual Births, by Place Type

2019

350 or 92.1%



2020

307 or 93%

29 or 7.6%



23 or 27%

1 or 0.3%

OTHERS

0

2020

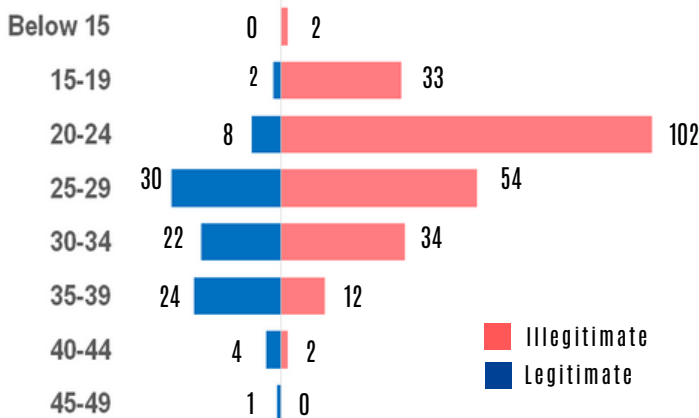
**330**

BABIES BORN

**661**

REGISTERED BIRTHS

Legitimacy Status, by Age Group of Mother



Current Births, by Place of Registration and Residence of Mother

PROVINCE / MUNICIPALITY	PLACE OF REGISTRATION	RESIDENCE
<b>CATANDUANES</b>	<b>4125</b>	<b>4114</b>
Bagamanoc	0	141
Baras	26	163
Bato	271	342
Caramoran	159	480
Gigmoto	129	165
Pandan	454	330
Panganiban	9	132
San Andres	355	596
San Miguel	2	252
Viga	499	345
Virac	2221	1168
Other Province/Country	0	11
<b>TOTAL</b>	<b>4125</b>	<b>4125</b>

## Death Statistics

2019

**162**

DEATHS

**166**

REGISTERED DEATHS

Top 3 Causes of Death, by Sex

MALE

1. Tuberculosis of lung, without mention of bacteriological confirmation
2. Hypertensive Heart Disease (Congestive) Heart Failure
3. Essential (Primary) Hypertension

FEMALE

1. Hypertensive Heart Disease without (congestive) Heart Failure
2. Bronchopneumonia, Unspecified
3. Pyogenic Arthritis, Unspecified

2020

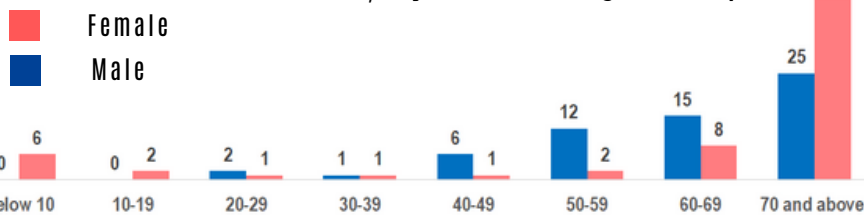
**125**

DEATHS

**134**

REGISTERED DEATHS

Actual Deaths, by Sex and Age Group



Deaths, by Cause

2019

1 FETAL

2 INFANT

1 MATERNAL

1 EXTERNAL

2020

4

3

0

1

## MARRIAGE STATISTICS

2019

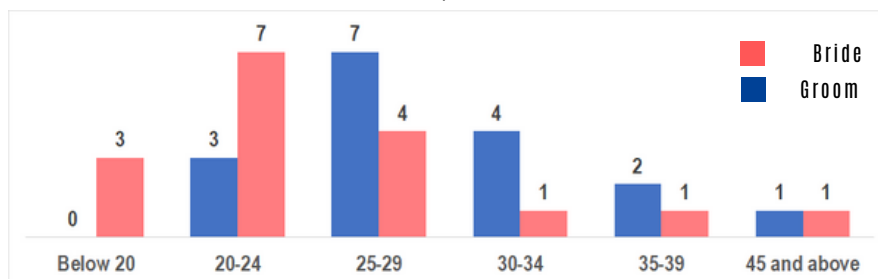
**52**

MARRIAGES

**58**

REGISTERED MARRIAGES

Marriages, by Age Group



2020

**17**

MARRIAGES

**41**

REGISTERED MARRIAGES

Marriages, by Place Type

2019

39 or 75%



10 or 59%

11 or 21%




7 or 41%

2 or 4%

OTHERS

0



**IMPORTANT NOTE:**

1. Birth Statistics was based on the residence of mother while Death Statistics was based on the residence of the deceased not on where the event occurred.