

2020 PANGANIBAN VITAL STATISTICS

BIRTH STATISTICS

2019

150

BABIES BORN

47

REGISTERED BIRTHS

Actual Births, by Sex

2019

76 or 51%



2020

73 or 55%



74 or 49%

59 or 45%

Actual Births, by Place Type

2019

150 or 100%



2020

131 or 99%



0

1 or 1%

0

OTHERS

0

2020

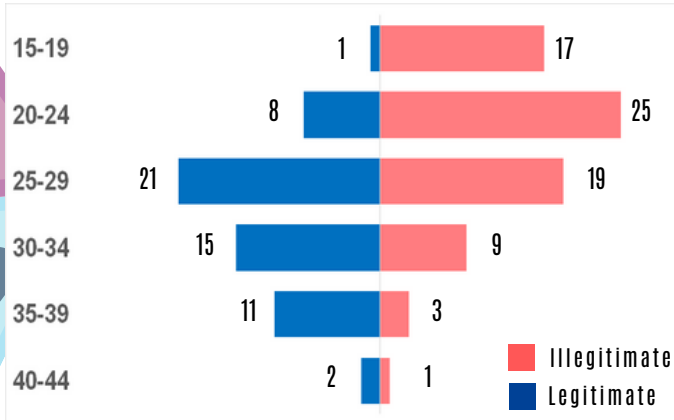
132

BABIES BORN

24

REGISTERED BIRTHS

Legitimacy Status, by Age Group of Mother



Current Births, by Place of Registration and Residence of Mother

PROVINCE / MUNICIPALITY	PLACE OF REGISTRATION	RESIDENCE
CATANDUANES	4125	4114
Bagamanoc	0	141
Baras	26	163
Bato	271	342
Caramoran	159	480
Gigmoto	129	165
Pandan	454	330
Panganiban	9	132
San Andres	355	596
San Miguel	2	252
Viga	499	345
Virac	2221	1188
Other Province/Country	0	11
TOTAL	4125	4125

Death Statistics

2019

52

DEATHS

44

REGISTERED DEATHS

Top 3 Causes of Death, by Sex

MALE

1. Essential (Primary) Hypertension
2. Other Secondary Hypertension
3. Congestive Heart Failure

FEMALE

1. Infantile Cerebral Palsy, Unspecified
2. Essential (Primary) Hypertension
3. Coronary Thrombosis not resulting in Myocardial Infarction

2020

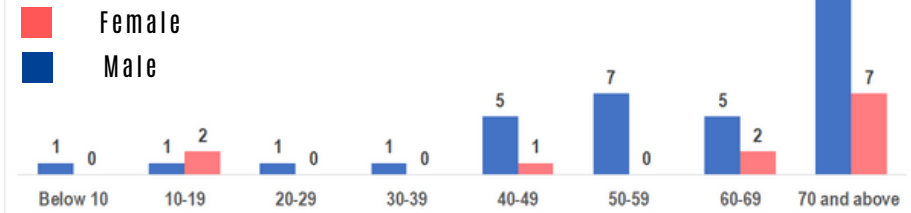
49

DEATHS

34

REGISTERED DEATHS

Actual Deaths, by Sex and Age Group



Deaths, by Cause

2019	2020
0	0
0	1
0	1
0	1

MARRIAGE STATISTICS

2019

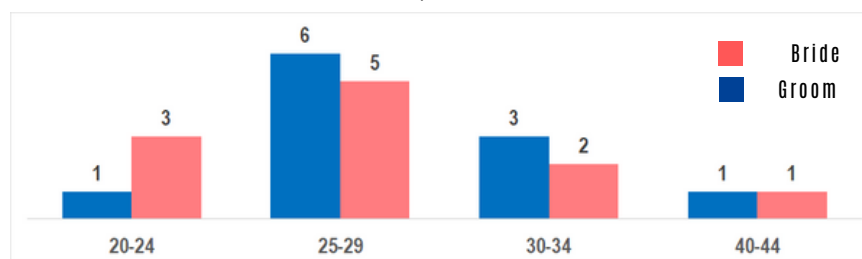
38

MARRIAGES

42

REGISTERED MARRIAGES

Marriages, by Age Group



2020

11

MARRIAGES

16

REGISTERED MARRIAGES

Marriages, by Place Type

2019

12 or 32%




2020

3 or 27%

26 or 68%

8 or 73%



IMPORTANT NOTE:

1. Birth Statistics was based on the residence of mother while Death Statistics was based on the residence of the deceased not on where the event occurred.