

# SPECIAL RELEASE

## RETAIL PRICE OF SELECTED AGRICULTURAL COMMODITIES DECEMBER 2018 AND 2019

Date of Release: JANUARY 2020

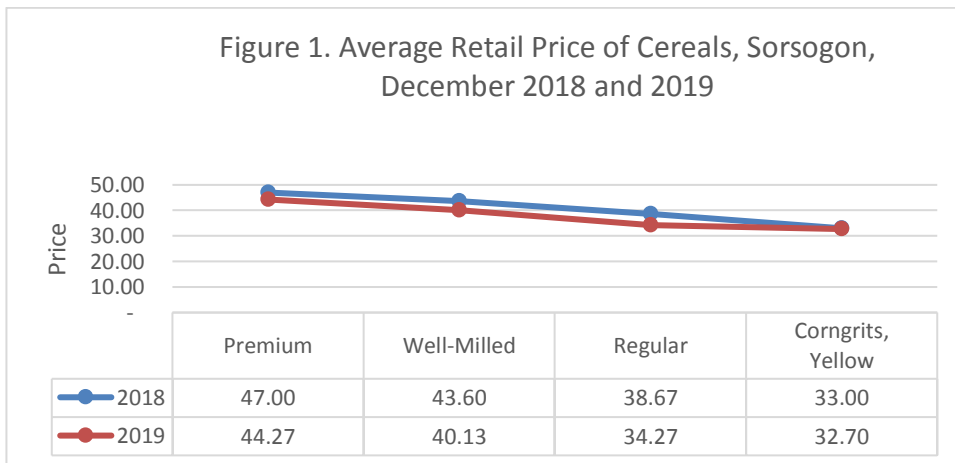
Reference No: 2019-2



*The Retail Price Survey (RPS) intends to collect retail prices and other relevant marketing information at various frequencies at pre-selected major trading centers all over the country. **Retail selling price** is the price at which the retailers sell their goods of commodities to consumers in the market. Prices were collected every Tuesday and Friday at Sorsogon Public Market, Sirangan, Sorsogon City.*

### CEREALS

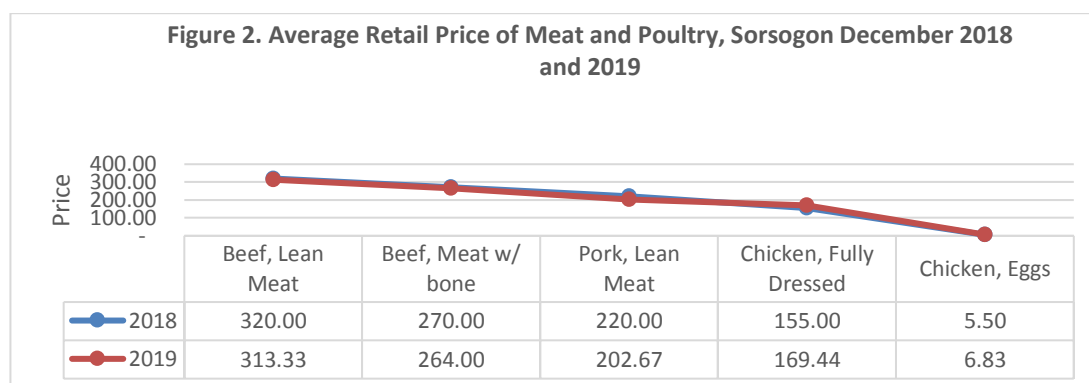
Prices of rice went down in December 2019 as compared to December 2018. Premium rice from P 47.00 to P44.27 or by 5.81 percent, well-milled rice from P43.60 to P 40.13 or by 7.96 percent and regular rice from P 38.67 to P34.27 or by 11.38 while an increase in price of corn grits, yellow was noted in December 2019 by 0.91 percent from P33.00 to P32.70.



Source: Retail Price Survey of Selected Agricultural Commodities. Philippine Statistics Authority

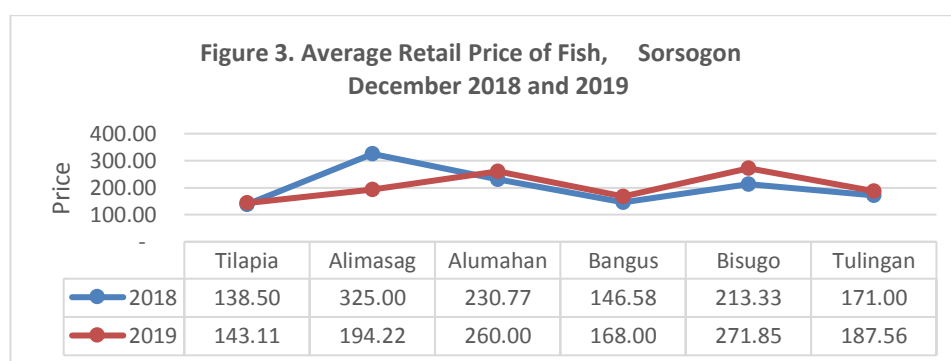
## MEAT AND POULTRY PRODUCTS

Comparing results in December 2018 and 2019 monthly, the average retail price of Beef, Meat with bone showed a decrease from P270.00 to P264.00 or by 2.22 percent; Beef, Lean meat by 2.08 from P320.00 to 313.33 or by 2.08%; pork lean meat is lower by 7.88 percent from P220.00 to P202.67 . On the other hand there was an increase on chicken, fully dressed higher by 9.32% from P155.00 to P169.44; chicken eggs s increased by 24.18 percent from P5.50 to P6.83.



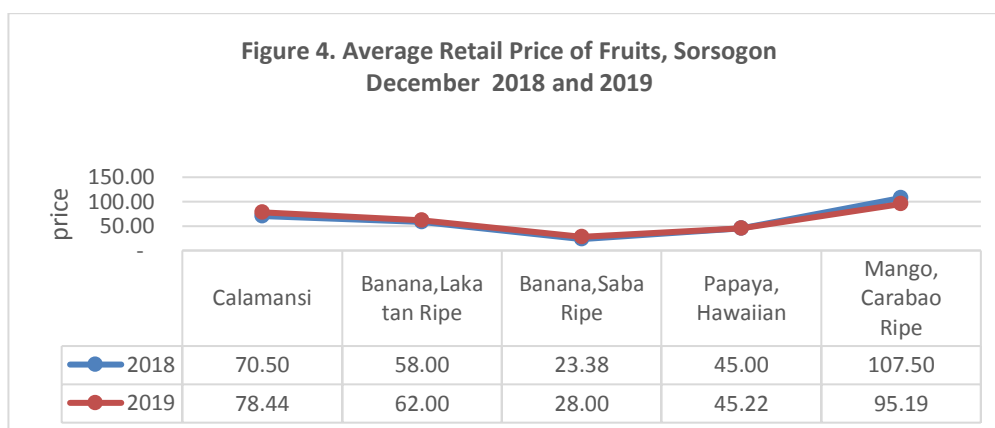
## FISHERY PRODUCTS

The monthly retail price of the following marine species registered a price increase in December 2019 as compared to December 2018: tilapia from P138.50 to P143.11 by 3.33 percent, alumahan by 12.67 from P230.77 to P 260.00 ; bangus by 14.61 percent from P146.58 to P 168.00; bisugo by 27.43 percent from P213.33 to P271.85; and tulingan by 9.68 percent from P171.00 to P187.56.00. But there is a decrease in December 2019 as compared in December 2018 on monthly retail price of alimasag by 40.24 percent from P325.00 to P194.22.



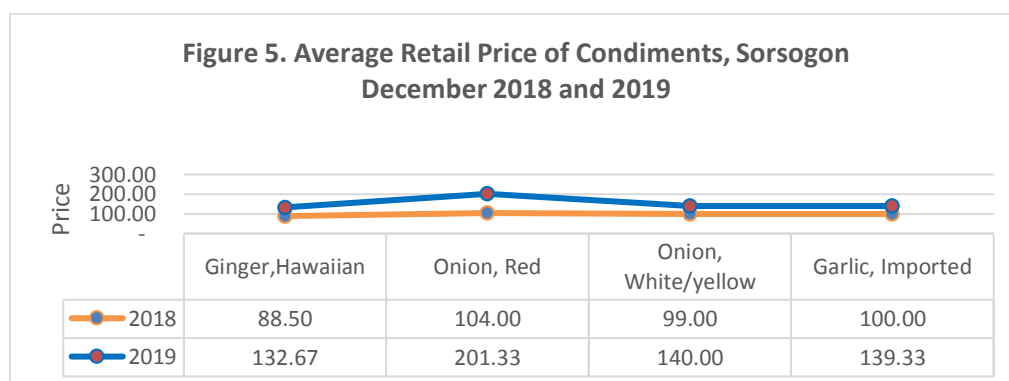
## FRUITS

Average monthly retail prices of the following fruits slightly increased in December 2019 : banana saba, ripe by 0.17 percent from P23.38 to P28.00; papaya Hawaiian by 0.005 percent from P45.00 to P45.22 and banana, lakatan by 0.06 percent from P58.00 to P62.00; calamansi by 0.10 percent from P70.50 to P78.44. On the other hand there was a decrease in average retail price mango, carabao by 0.13 percent from P107.50 to P95.19 comparing results to the same month last year.



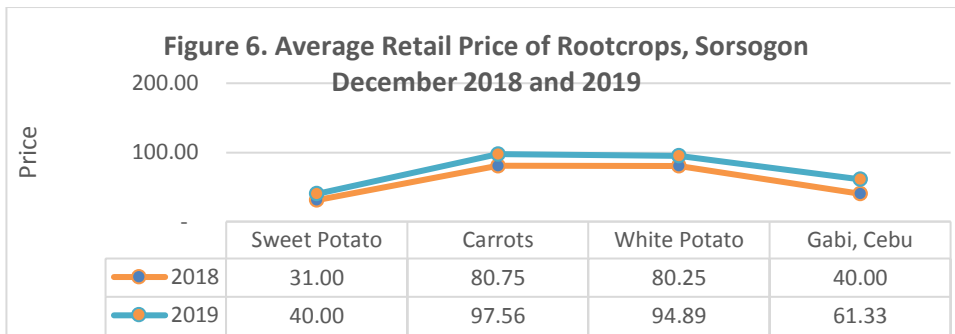
## CONDIMENTS

Comparing the result of condiments in December 2019 versus same month of 2018, average retail price of ginger, Hawaiian increased from P88.50 to P132.67 by 49.91 percent; onion, red by 93.59% from P104.00 to P201.33; onion, white by 93.59% from P99.00 to P140.00 and garlic, imported by 39.33 percent from P100.00 to P139.33.



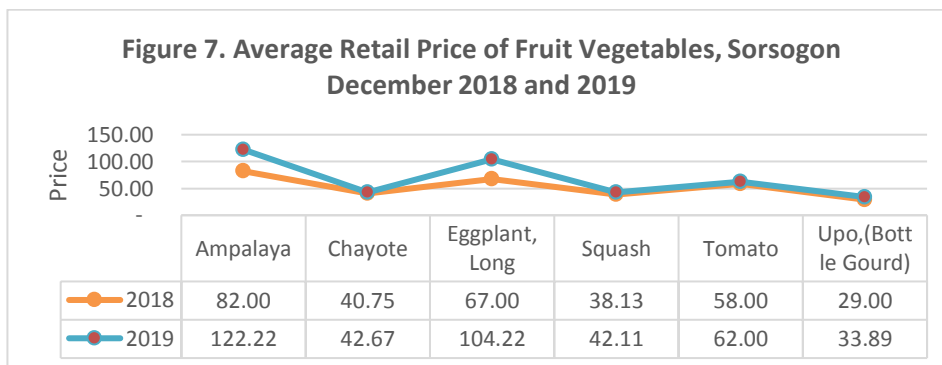
## ROOTCROPS

Average retail price of root crops rose up in December 2019 as compared to last year of same month as stated below : carrots by 20.82 percent , white potato by 18.24, sweet potato by 29.03 and gabi cebu by 53.33.



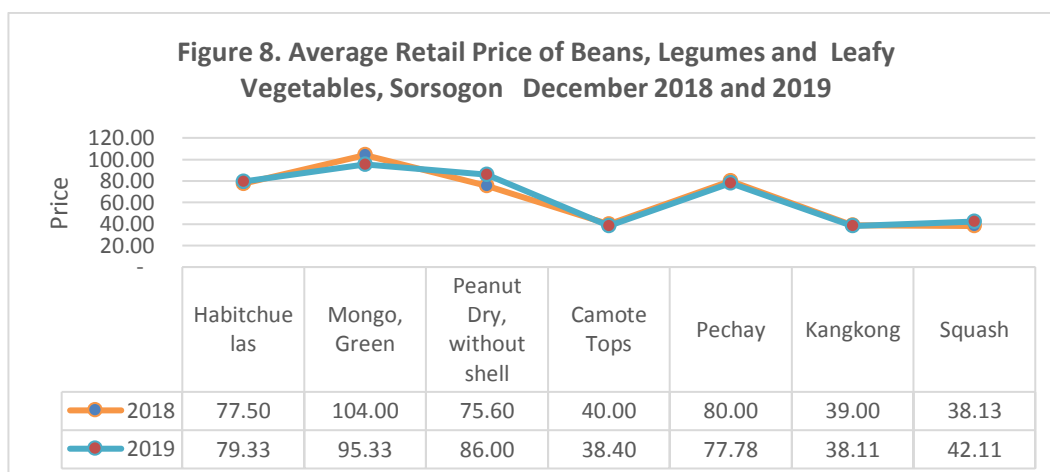
## FRUIT VEGETABLES

The following fruit vegetables increased in average monthly retail prices in December 2019 or as stated below: ampalaya by 49.05 percent, chayote by 4.71 percent, eggplant by 55.55 percent, squash by 10.44 percent, tomato by 6.90 percent, and upo by 16.86 percent.



## BEANS, LEGUMES and LEAFY VEGETABLES

Average monthly retail prices of the following vegetables in December 2019 slightly decreased as compared to last year December 2018: kangkong by 2.34 percent; habitchuelas by 9.09 percent; camote tops by 4.17 percent; mongo, green by 9.09 percent and pechay by 2.85 percent as compared to same month in 2018. However, there was an increase on peanut dry without shell by 12.09, and squash by 9.45 percent;



## Concepts and Definitions

### Price

Price is the amount or value paid in exchange for the commodity or a service rendered.

### Retail Selling Price


Refers to the price at which a commodity is sold in small quantities for consumption. It is confined to transaction on cash basis in free market and excludes black market prices and prices on commodities that are on sale as in summer sales, Christmas sales and etc.

### Market Basket

Market basket is a sample of the variety of goods and services commonly purchased by average Filipino household used to represent the price behavior of all goods and services brought by a consumer in a particular area.

### Commodity Specification

Refers to the detailed description of the commodity such as brand, packaging, size and unit of measures or other characteristics that will best describe the product/commodity and are important in the determination of prices.



ELVIRA O. APOGÑOL  
CHIEF STATISTICAL SPECIALIST  
PSA-SORSOGON PSO

For inquiries, visit or call:

**Philippine Statistics Authority  
Provincial Statistics Office  
2<sup>nd</sup> & 3<sup>rd</sup> Clemente Building  
Garcia St.  
Sorsogon City  
Telephone number: 421-53-30  
[www.psa.gov.ph](http://www.psa.gov.ph)**