

2020 SAN ANDRES VITAL STATISTICS

BIRTH STATISTICS

2019

692

BABIES BORN

646

REGISTERED BIRTHS

Actual Births, by Sex

2019

346 or 50%

2020

330 or 55%

346 or 50%

266 or 45%

Actual Births, by Place Type

2019

663 or 96%

2020

585 or 98%

7 or 1%

11 or 2%%

22 or 3%

OTHERS

0

2020

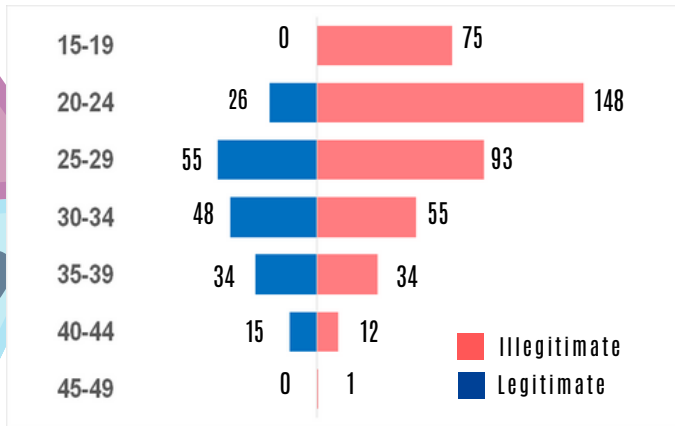
596

BABIES BORN

484

REGISTERED BIRTHS

Legitimacy Status, by Age Group of Mother



Current Births, by Place of Registration and Residence of Mother

PROVINCE / MUNICIPALITY	PLACE OF REGISTRATION	RESIDENCE
CATANDUANES	4125	4114
Bagamanoc	0	141
Baras	26	163
Bato	271	342
Caramoran	159	480
Gigmoto	129	165
Pandan	454	330
Panganiban	9	132
San Andres	355	596
San Miguel	2	252
Viga	499	345
Virac	2221	1168
Other Province/Country	0	11
TOTAL	4125	4125

Death Statistics

2019

252

DEATHS

260

REGISTERED DEATHS

Top 3 Causes of Death, by Sex

MALE

1. Essential (Primary) Hypertension
2. Coronary Artery Aneurysm
3. Pneumonia, Unspecified

FEMALE

1. Essential (Primary) Hypertension
2. Coronary Artery Aneurysm
3. Atherosclerotic Heart Disease

2020

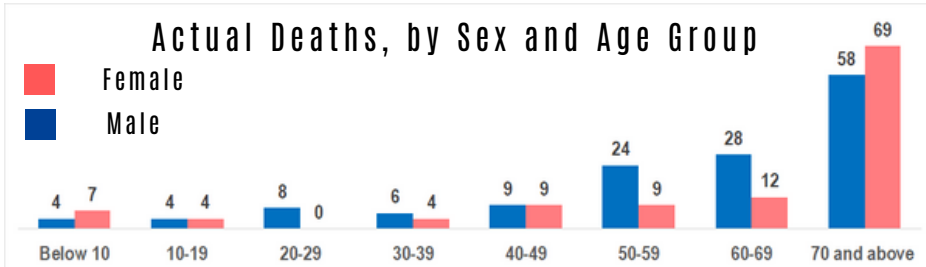
255

DEATHS

186

REGISTERED DEATHS

Actual Deaths, by Sex and Age Group



Deaths, by Cause

2019	2020
2	0
10	6
2	0
0	0

MARRIAGE STATISTICS

2019

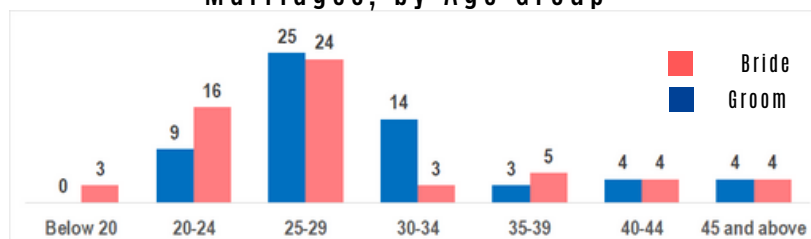
129

MARRIAGES

187

REGISTERED MARRIAGES

Marriages, by Age Group



2020

59

MARRIAGES

66

REGISTERED MARRIAGES

Marriages, by Place Type

2019

60 or 47%

2020

25 or 42%

67 or 52%

29 or 49%

2 or 1%

OTHERS

5 or 8%

IMPORTANT NOTE:

1. Birth Statistics was based on the residence of mother while Death Statistics was based on the residence of the deceased not on where the event occurred.