

2020 SAN MIGUEL VITAL STATISTICS

BIRTH STATISTICS

2019

303

BABIES BORN

83

REGISTERED BIRTHS

Actual Births, by Sex

2019

155 or 51%



2020

133 or 53%



148 or 49%

119 or 47%

Actual Births, by Place Type

2019

300 or 99%



2020

251 or 99.6%



2 or 0.7%

1 or 0.4%

1 or 0.3% OTHERS

0

2020

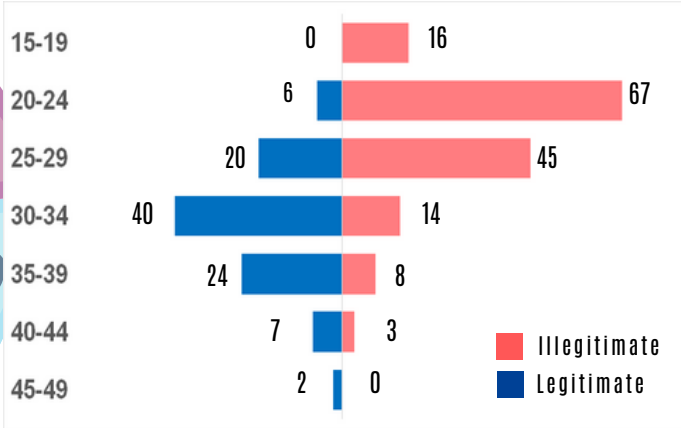
252

BABIES BORN

42

REGISTERED BIRTHS

Legitimacy Status, by Age Group of Mother



Current Births, by Place of Registration and Residence of Mother

PROVINCE / MUNICIPALITY	PLACE OF REGISTRATION	RESIDENCE
CATANDUANES	4125	4114
Bagamanoc	0	141
Baras	26	163
Bato	271	342
Caramoran	159	480
Gigmoto	129	165
Pandan	454	330
Panganiban	9	132
San Andres	355	596
San Miguel	2	252
Viga	499	345
Virac	2221	1168
Other Province/Country	0	11
TOTAL	4125	4125

Death Statistics

2019

102

DEATHS

50

REGISTERED DEATHS

Top 3 Causes of Death, by Sex

MALE

1. Pneumonia, Unspecified
2. Essential (Primary) Hypertension
3. Obstructive and Reflux Urophathy, Unspecified

FEMALE

1. Pneumonia, Unspecified
2. Essential (Primary) Hypertension
3. Chronic Ischemic Heart Disease, Unspecified

2020

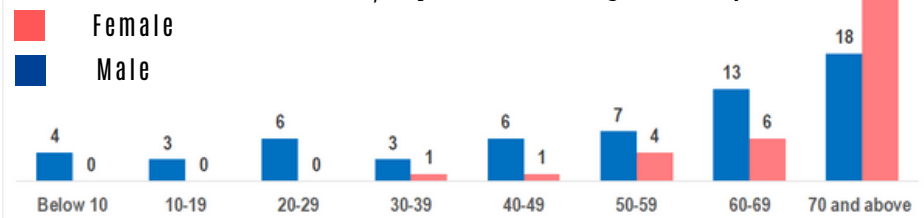
98

DEATHS

57

REGISTERED DEATHS

Actual Deaths, by Sex and Age Group



Deaths, by Cause

2019	2020
0	0
2	2
0	0
1	2

MARRIAGE STATISTICS

2019

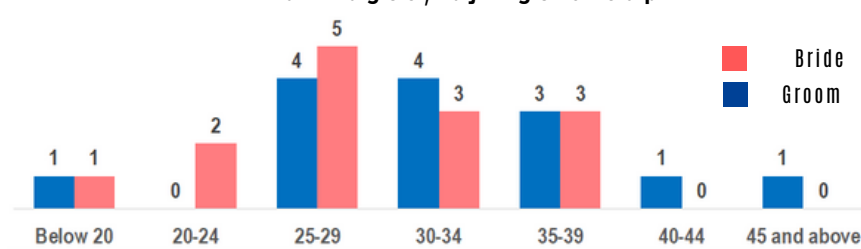
44

MARRIAGES

47

REGISTERED MARRIAGES

Marriages, by Age Group



2020

14

MARRIAGES

18

REGISTERED MARRIAGES

Marriages, by Place Type

2019

32 or 73%



2020

2 or 14%

12 or 7%



12 or 86%



IMPORTANT NOTE:

1. Birth Statistics was based on the residence of mother while Death Statistics was based on the residence of the deceased not on where the event occurred.