



SPECIAL RELEASE

2021 CATANDUANES PRELIMINARY BIRTH STATISTICS

Date of Release: 28 January 2022
Reference No. 2022-01-005-CT

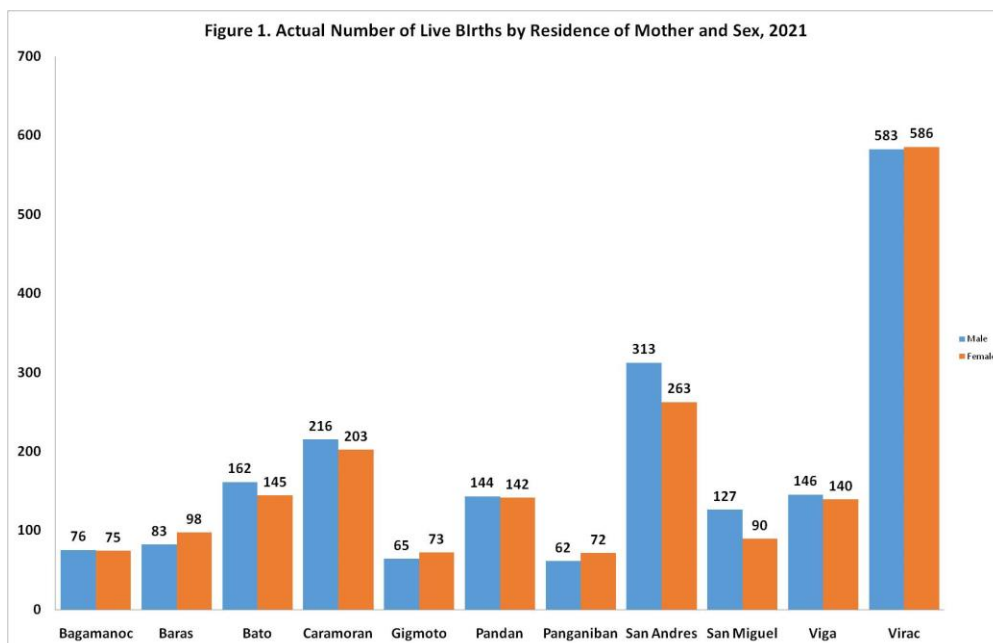
Fourteen babies born per thousand population in 2021

The total babies born in 2021 reached 3, 864, which is equivalent to a crude birth rate (CBR) of 14.0 or 14 births per thousand population (Table 2). Babies born who are male comprises around 51.2% while female comprises of 48.8% (Table 1). This results to a birth sex ratio of 95, that is, there are 95 female births born per 100 male births born. Also, the computed general fertility rate is 56.7, or there are 57 births per thousand women who are aged 15-49 years old in the province (Table 3).

As for place of residence of the mother, municipality of Virac reported the highest number of babies born in 2021 at 1, 169 or 30.3% of the total. This was followed by municipality of San Andres with 576 babies born or 11.8% of the total. Municipality of Panganiban reported the lowest babies born with 134 or 3.5% of the total babies born in the province for 2021 (Figure 1 and Table 1).

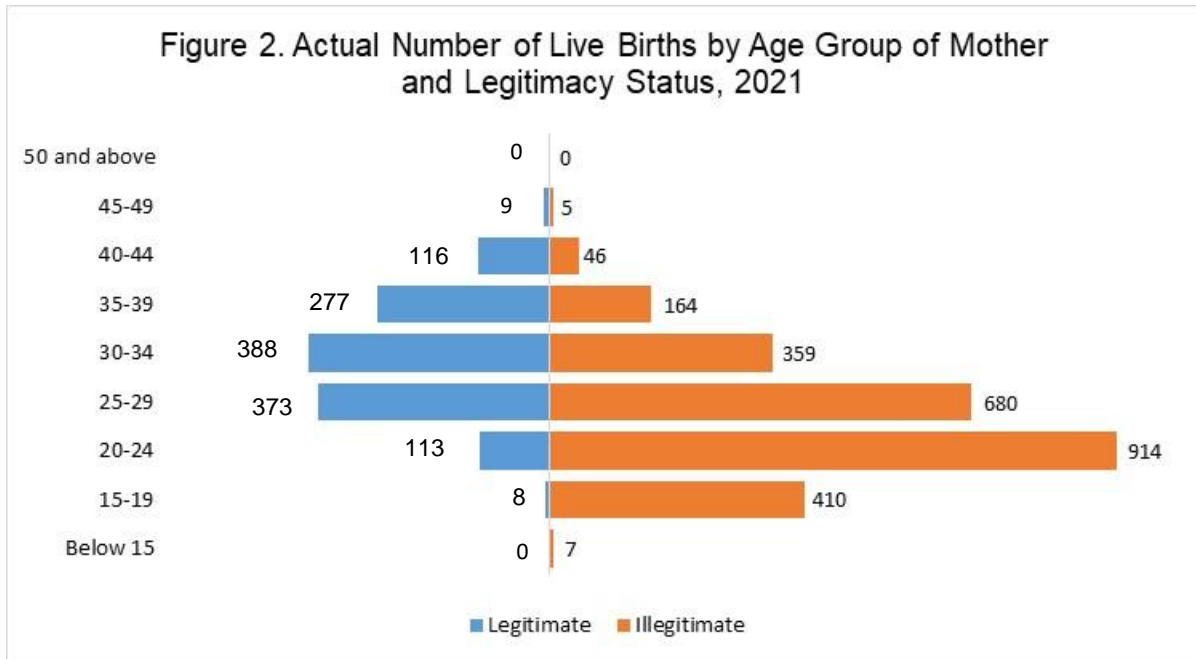
In terms of crude birth rate, municipality of San Andres had the highest with reported 15.2 or 15 births per thousand population while municipality of Bagamanoc had the lowest with 12.7 or 13 births per thousand population (Table 3).

Virac had the highest registered birth among the 11 municipalities of Catanduanes comprising 30% of the total birth in the province with 3 more female babies than male. While Panganiban had the least number of registered birth with only 3% of the total births in the province and with 10 more female babies than male. A total of seven municipalities registered more male births than female while only four municipalities registered more female births than male (Figure 1 and Table 1).



3 out of 10 babies born are illegitimate

A total of 2, 585 or 64.5% of the babies born in 2021 were illegitimate or born out of wedlock. Of this total, 35.4% were from mothers aged 20 to 24 years old. In addition, 417 babies born or 16.1% were from mothers aged 19 years old and below (Figure 2).



Municipality of Virac has the highest number babies born in 2021

Municipality of Virac has the highest number of babies born in 2021 in terms of place of registration and residence of mother with 2, 189 and 1, 169 respectively. It was followed by municipality of Viga with 456 in terms of place of registration and municipality of San Andres with 576 in terms of residence of mother. Municipality of Bagamanoc and San Miguel has no recorded live birth in terms of place of registration but has 151 and 217 in terms of residence of the mother. There are recorded 5 live birth whose residence of mother are outside the province in 2021 (Figure 3).

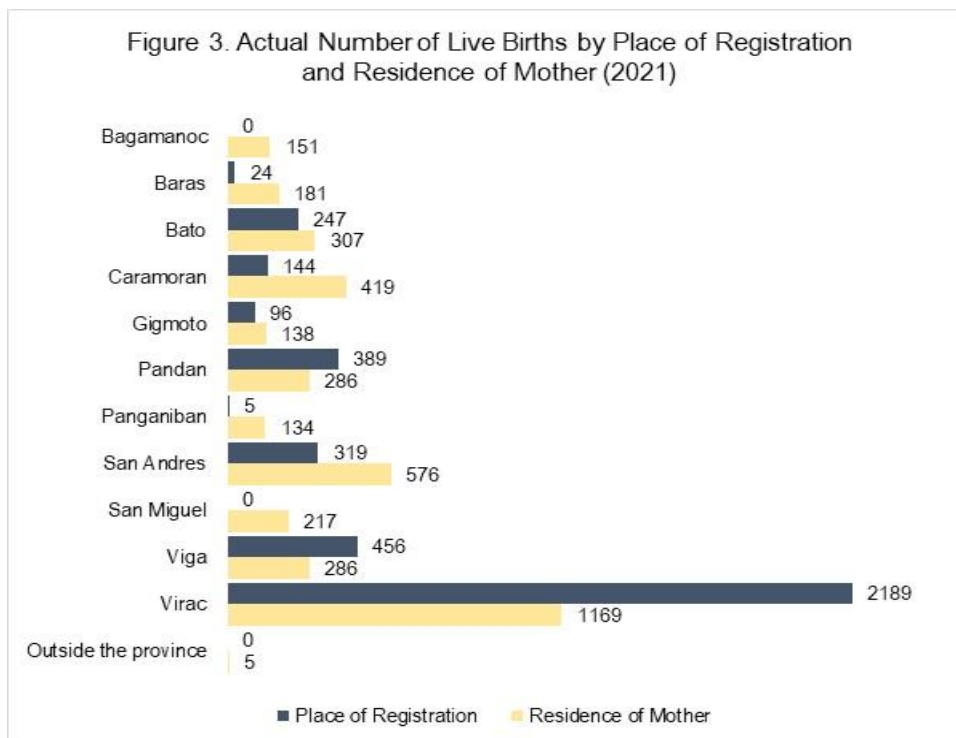


Table 1. Actual Number of Births by Municipality, Residence of Mother and by Sex, 2021

Municipality	Male	Female	Total
Bagamanoc	76	75	151
Baras	83	98	181
Bato	162	145	307
Caramoran	216	203	419
Gigmoto	65	73	138
Pandan	144	142	286
Panganiban	62	72	134
San Andres	313	263	576
San Miguel	127	90	217
Viga	146	140	286
Virac	583	586	1169
Total	1977	1887	3864

Table 2. Actual Number of Live Births by Municipality, by Residence of Mother and Crude Birth Rate, 2021

Province/Municipality	Number of Live Births by Place of Residence of Mother	Crude Birth Rate
CATANDUANES	3864	14.0
Bagamanoc	151	12.7
Baras	181	13.6
Bato	307	13.7
Caramoran	419	13.2
Gigmoto	138	16.0
Pandan	286	13.4
Panganiban	134	14.1
San Andres	576	15.2
San Miguel	217	13.8
Viga	286	12.8
Virac	1169	14.6

Table 3. Actual Number of Live Births by Municipality and General Fertility Rate, 2021

Province/Municipality	Number of Births	General Fertility Rate
CATANDUANES	3864	56.7
Bagamanoc	151	51.7
Baras	181	55.1
Bato	307	55.1
Caramoran	419	56.1
Gigmoto	138	65.5
Pandan	286	57.9
Panganiban	134	58.5
San Andres	576	60.4
San Miguel	217	57.2
Viga	286	52.9
Virac	1169	56.1

CONCEPTS AND DEFINITIONS

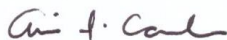
Live Birth – this refers to the complete expulsion or extraction from its mother of a product of conception, irrespective of the duration of the pregnancy, which after such separation, breathes or shows any other evidence of life.

Crude Birth Rate – this refers to the number of live births occurring during a calendar year per thousand population. It is computed using the formula below:

$$CBR = \frac{\text{Total births for the year and place}}{\text{Total population of the place}} \times 1000$$

General Fertility Rate – this is the number of live births per thousand women aged 15-49 years in a given year. This is somewhat a more refined measure than the birth rate because it relates to the age-sex group at risk of giving birth (usually defined women ages 15-49). It is computed using the formula below:

$$\text{General Fertility Rate} = \frac{\text{Total births for the year and place}}{\text{Women ages 15 to 49 population of the place}} \times 1000$$



ANAVI F. CAMACHO
Chief Statistical Specialist