



SPECIAL RELEASE

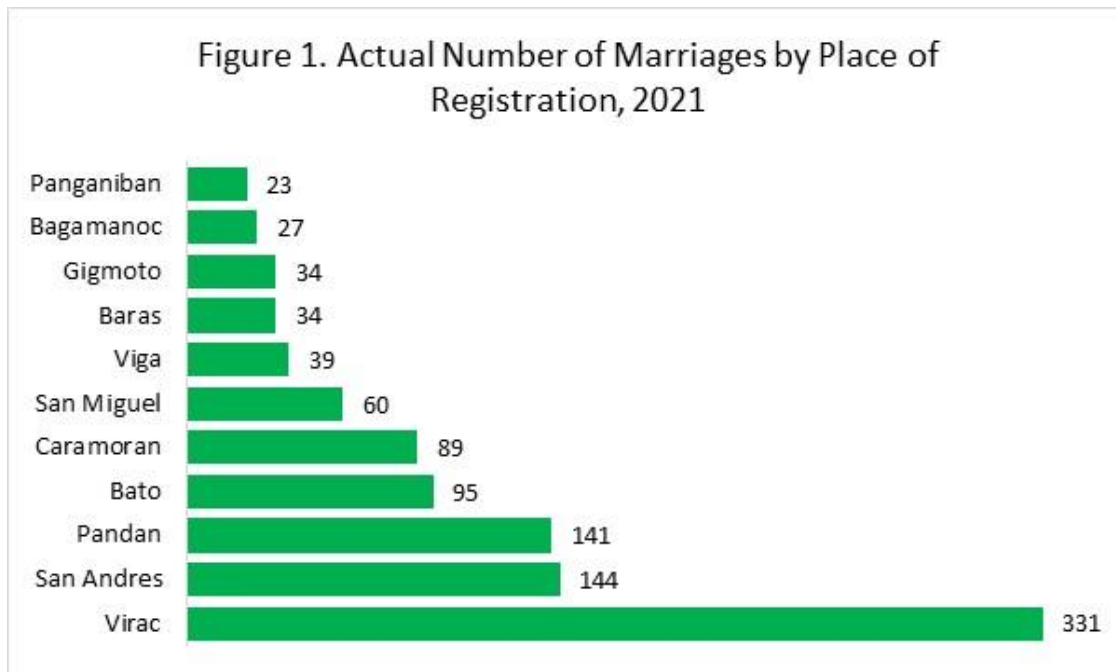
2021 CATANDUANES PRELIMINARY MARRIAGE STATISTICS

Date of Release: 28 January 2022

Reference No. 2022-01-006-CT

Actual marriages in 2021 reaches 1, 017

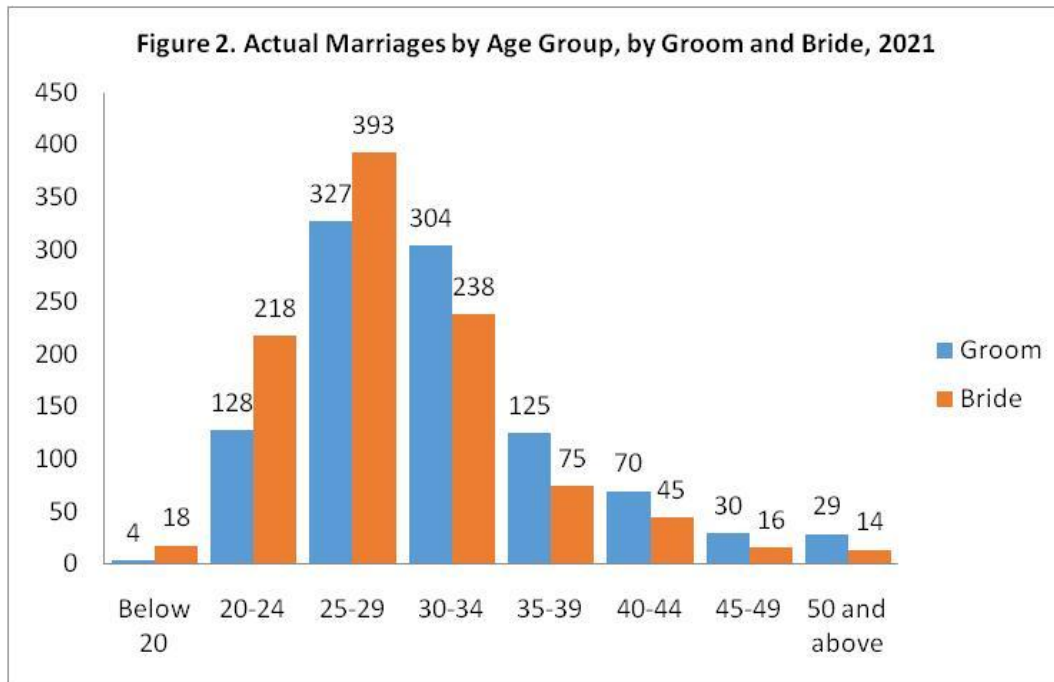
The actual number of marriages reported in Catanduanes in 2021 reached 1, 017. Municipality of Virac had the highest number of marriages with reported 331, followed by municipality of San Andres with 144 and municipality of Pandan with 141 reported marriages. Municipality of Panganiban had the lowest number of actual marriages in 2021 with only 23 (Figure 1 and Table 1).



Majority of Groom and Bride marry at the age between 25-29

More than 32.2% of the actual marriages in 2021 involved grooms aged 25-29 years old while 38.6% involved brides aged 25-29 years old. Also, comparing within age groups, it can be observed that more female married at a younger age than males, as the number of brides were greater than the number of grooms for aged 24 years old and below. Meanwhile, the number of grooms were greater for 30 years old and above (Figure 2 and Table 2).

However, when comparing across age groups, 45.1% of the total grooms and 61.8% of the total brides were 29 years old and below. Consistently, majority of the grooms and brides from all the municipalities were 25-29 years old. The youngest age for groom and bride reported was 18 years old while the oldest age reported for groom was 71 years old and 67 years old for the bride (Figure 2).



Municipality of Virac has the highest number in terms of residence of groom and bride

There were reported 300 grooms and 285 brides whose residence was in municipality of Virac. It comprises of about 29.5% for the groom while 28.0% of the bride who marry in 2021 of the total reported marriages. Municipality of Panganiban had the lowest number of groom and bride being their residence in 2021 (Table 3).

Seven out of ten marriages contracts through church ceremony

Of the total actual marriages in 2021, 69.5% were contracted through church ceremonies, 28.0% were contracted through civil ceremonies and 2.5% were contracted in other religious rites (Figure 3).

In addition, municipality of Caramoran had the highest number of marriages officiated in church with 85.4% of their total actual marriages in 2021. It was followed by municipality of Bagamanoc with 81.5% of their total actual marriages officiated in church in 2021. Municipality of Viga had the least number of marriages officiated in church with only 46.2% of their total actual marriages in 2021 (Table 4).

Figure 3. Actual Marriages in Catanduanes by Type of Ceremony, 2021

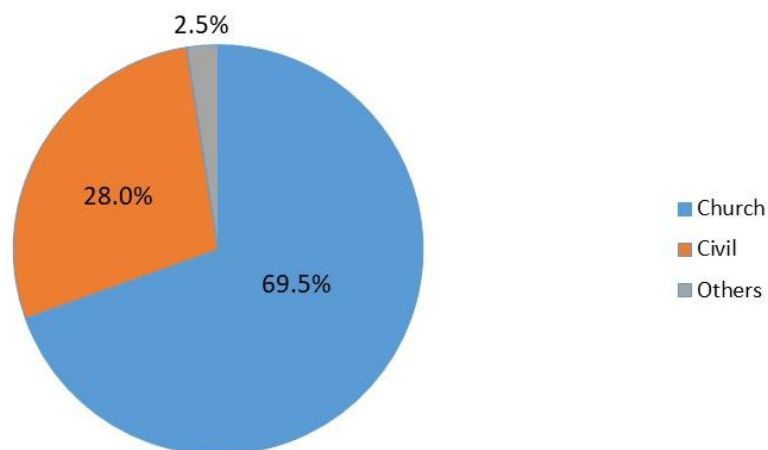


Table 1. Actual Marriages, by Place of Registration, 2021

Catanduanes	1017
Bagamanoc	27
Baras	34
Bato	95
Caramoran	89
Gigmoto	34
Pandan	141
Panganiban	23
San Andres	144
San Miguel	60
Viga	39
Virac	331

Table 2. Actual Marriages, by Age Group of Groom and Bride, 2021

	Groom	Bride
Catanduanes	1017	1017
18-22	52	112
23-27	277	368
28-32	338	321
33-37	181	121
38-42	91	54
43-47	39	21
48 and above	39	20

Table 3. Actual Marriages by Residence of Groom and Bride, 2021

	Groom	Bride
Catanduanes	1017	1017
Bagamanoc	41	42
Baras	32	35
Bato	90	92
Caramoran	96	101
Gigmoto	41	39
Pandan	145	139
Panganiban	23	26
San Andres	140	150
San Miguel	58	59
Viga	38	43
Virac	300	285
Outside the Province	13	6

Table 4. Actual Marriages, by Municipality and Type of Ceremony, 2021

	Church	Civil Rites	Others
Catanduanes	707	285	25
Bagamanoc	22	5	0
Baras	16	17	1
Bato	67	28	0
Caramoran	76	13	0
Gigmoto	26	8	0
Pandan	96	44	1
Panganiban	16	7	0
San Andres	107	33	4
San Miguel	41	18	1
Viga	18	19	2
Virac	222	93	16

Table 5. Actual Number of Marriages by Municipality and Crude Marriage Rate, 2021

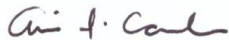
Province/Municipality	Number of Marriages	Crude Marriage Rate
CATANDUANES	1017	3.7
Bagamanoc	27	2.3
Baras	34	2.6
Bato	95	4.2
Caramoran	89	2.8
Gigmoto	34	3.9
Pandan	141	6.6
Panganiban	23	2.4
San Andres	144	3.8
San Miguel	60	3.8
Viga	39	1.8
Virac	331	4.1

CONCEPTS AND DEFINITIONS

Marriage – this is a special contract of permanent union between a man and a woman entered into in accordance with law for the establishment of conjugal and family life.

Crude Marriage Rate – this is a gross measure of the level of the relative frequency of marriages in an area for a year. It expresses additions, by the formal means of legal marriage, being made to the married segment of the total population. It is computed using the formula below:

$$CMR = \frac{\textit{Total marriages for the year and place}}{\textit{Total population of the place}}$$



ANAVI F. CAMACHO
Chief Statistical Specialist