



# SPECIAL RELEASE

## Highlights of the 2020 Census of Population and Housing (CPH) Municipality of Baras

**Date of Release:** 20 June 2022  
**Reference No.** 2022-06-038-CT

### ***Baras reaches 13, 484 population in 2020***

Based on the results of 2020 Census of Population and Housing, Baras reached 13, 484 population count, accounting to 4.96 percent of the total population in the province.

The 2020 population of Baras is higher by 636 persons from the population of 12, 848 in 2015. This was also more than 1, 241 persons compared with the population of 12, 243 in 2010.

(Table 1)

Census Year	Census Reference Date	Total Population
2000	1 May 2000	11,653
2010	1 May 2010	12,243
2015	15 August 2015	12,848
2020	1 May 2020	13,484

*Source: Philippine Statistics Authority, Census of Population and Housing*

### ***Annual growth rate in Baras registers at 1.02% in 2020***

Population in municipality of Baras increased by 1.02 percent annually from 2015-2020. By comparison, the rate at which the municipality's population grew from 2010 to 2015 was lower at 0.92 percent. (Table 2)

Intercensal Period	Annual Population Growth Rate (%)
2000-2010	0.49
2010-2015	0.92
2015-2020	1.02

*Source: Philippine Statistics Authority, Census of Population and Housing*

### **Household population in Baras records at 13, 436 persons in 2020**

Household population in municipality of Baras was recorded at 13, 436 persons in 2020. This registered an increase of 662 persons compared to recorded 12, 774 household population in 2015. (Table 3)

Number of households in municipality of Baras was recorded at 3, 193 in 2020 registering an increase of 375 households from recorded 2, 818 households in 2015. (Table 3)

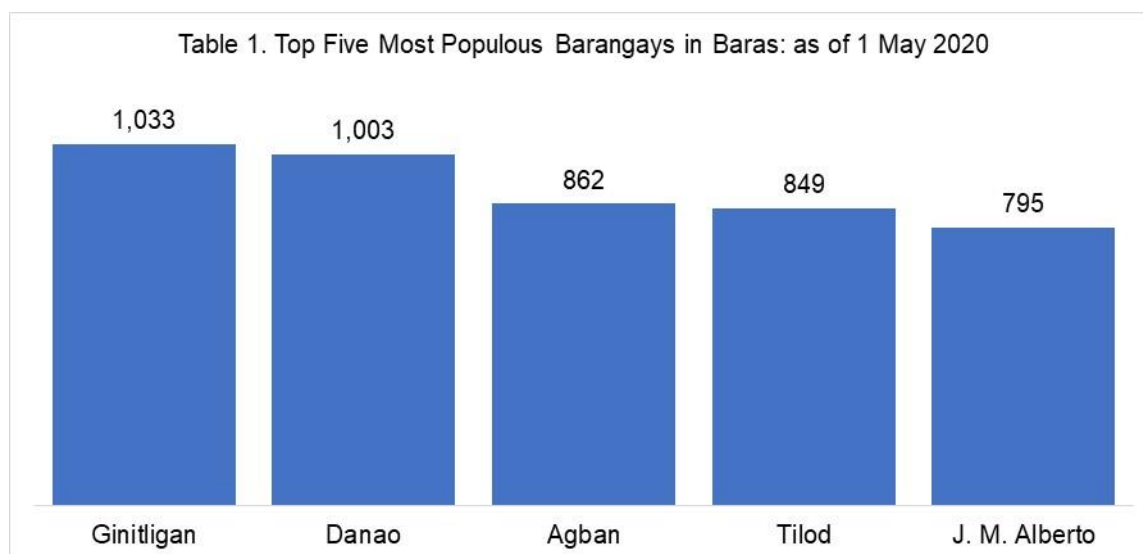
Average household size was registered at 4.2 persons per household in 2020 which registered a decrease of 0.3 percent in recorded 4.5 persons per household in 2015. (Table 3)

Census Year	Census Reference Date	Household Population	Number of Households	Average Household Size
2015	15 August 2015	12,774	2,818	4.5
2020	1 May 2020	13,436	3,193	4.2

Source: Philippine Statistics Authority, Census of Population and Housing

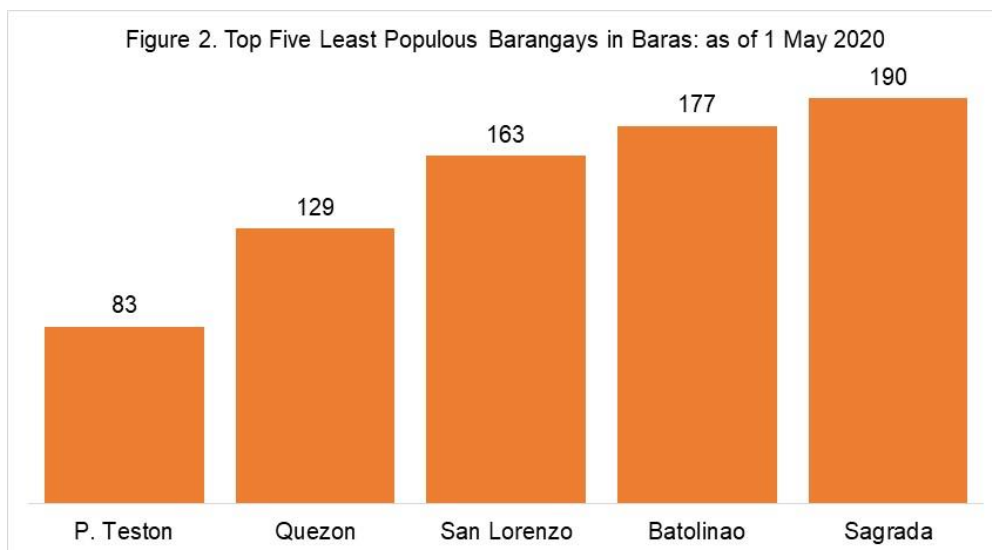
### **Ginitligan is the most populous barangay in Baras in 2020**

Of the 29 barangays in municipality of Baras, Ginitligan had the biggest population with 1, 033 in 2020. This comprises about 7.67 percent out of the total population in Baras in 2020. It was followed by barangays Danao, Agban, Tilod and J. M. Alberto with 1, 003, 862, 849 and 795 persons respectively in 2020. (Figure 1)



**P. Teston is the least populous barangay in Baras in 2020**

Meanwhile, P. Teston was the least populous barangay in municipality of Baras in 2020 with only 83. This comprises about only 0.61 percent out of the total population in Baras in 2020. It was followed by barangays Quezon with 129, San Lorenzo with 163, Batolinao with 177 and Sagrada with 190. (Figure 2)



**Baras has the fifth least population density in Catanduanes in 2020**

Municipality of Baras had the fifth least population density in Catanduanes in 2020 registered at 123 persons per square kilometer. An increase of 5.0 percent was noted in population density of Baras from the recorded 117 in 2015. (Table 4 and Table 5)

Province/Municipality	Population Density
<b>Catanduanes</b>	<b>182</b>
Bagamanoc	137
<b>Baras</b>	<b>123</b>
Bato	447
Caramoran	122
Gigmoto	48
Pandan	179
Panganiban	121
San Andres	230
San Miguel	121
Viga	145
Virac	502

Source: Philippine Statistics Authority, Census of Population and Housing

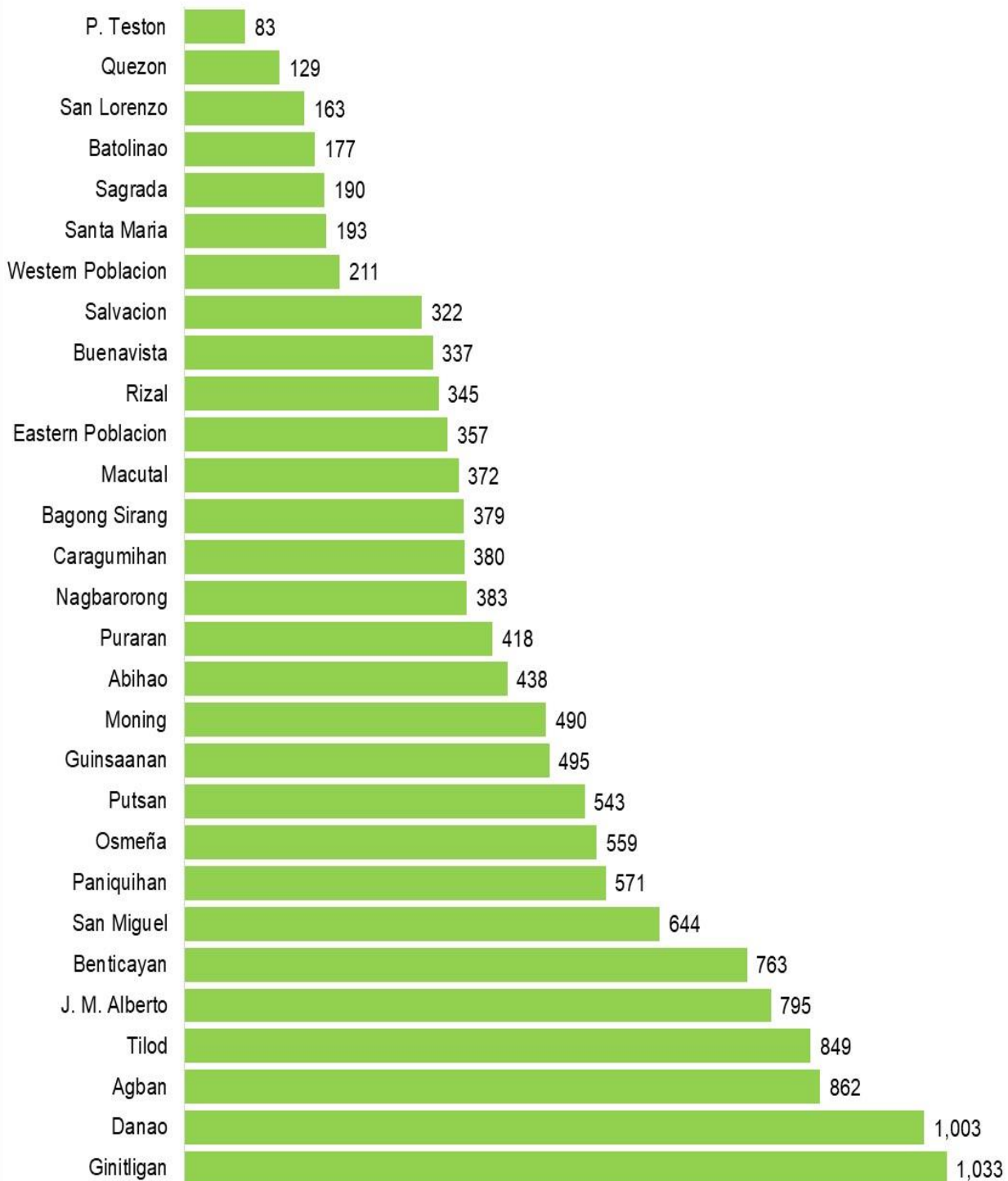
Notes: Population Density refers to the number of persons per unit of land area (usually in square kilometer). This measure is more meaningful if given as population per unit of arable land.

Table 5. Population, Land Area, Population Density, and Percent Change in Population Density, Baras: 2010, 2015, and 2020

Municipality	Population			Land Area (square kilometers)	Population Density (persons per square kilometer)			Percent Change in Population Density		
	2010	2015	2020		2010	2015	2020	2010-2015	2010-2020	2015-2020
Baras	12,243	12,848	13,484	109.50	112	117	123	4.9	10.1	5.0

Source: Philippine Statistics Authority, Census of Population and Housing

Figure 3. Total Population per Barangay in Baras, as of 1 May 2020



## TECHNICAL NOTES

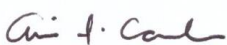
The 2020 CPH was undertaken by the Philippine Statistics Authority pursuant to Republic Act No. 10625, also known as the Philippine Statistical Act of 2013, Executive Order No. 352 – Designation of Statistical Activities That Will Generate Critical Data for Decision-Making of the Government and the Private Sector, and Batas Pambansa (BP) Bilang 72, which provide the basis for the decennial conduct of the integrated census of population and housing.

May 2020 was declared as the National Census Month pursuant to Proclamation No. 928, s. 2020, which provided that the 2020 CPH be conducted in May 2020, with 01 May 2020 as the census reference date. Source: Philippine Statistics Authority, 2020 Census of Population and Housing.

However, in light of the Coronavirus disease 2019 (COVID-19) pandemic, the census enumeration was moved to September 2020. Information on the count of the population was collected with 12:01 AM of 01 May 2020 as the reference time and date, in accordance with the provisions indicated under BP 72.

President Rodrigo Roa Duterte has declared official for all purposes the population counts by province, city/municipality, and barangay based on the 2020 CPH under Proclamation No. 1179 dated 06 July 2021. The population counts were based on census questionnaires administered by about 112,000 enumerators deployed during the nationwide census taking.

The successful completion of the census-taking amidst the COVID-19 pandemic would not have been possible without the cooperation and support of the census respondents and barangay officials nationwide. The PSA would also like to thank the members of the national and local census coordinating boards, officials of national government agencies and local government units, media practitioners, private agencies, non-government organizations, homeowners' associations, building administrators, and all other census stakeholders. Credits also go to the hundreds of enumerators, supervisors, and other census workers hired by the PSA for the 2020 CPH.



**ANAVI F. CAMACHO**  
Chief Statistical Specialist