



SPECIAL RELEASE

2021 CATANDUANES WOMEN AND MEN

Date of Release: 28 February 2022

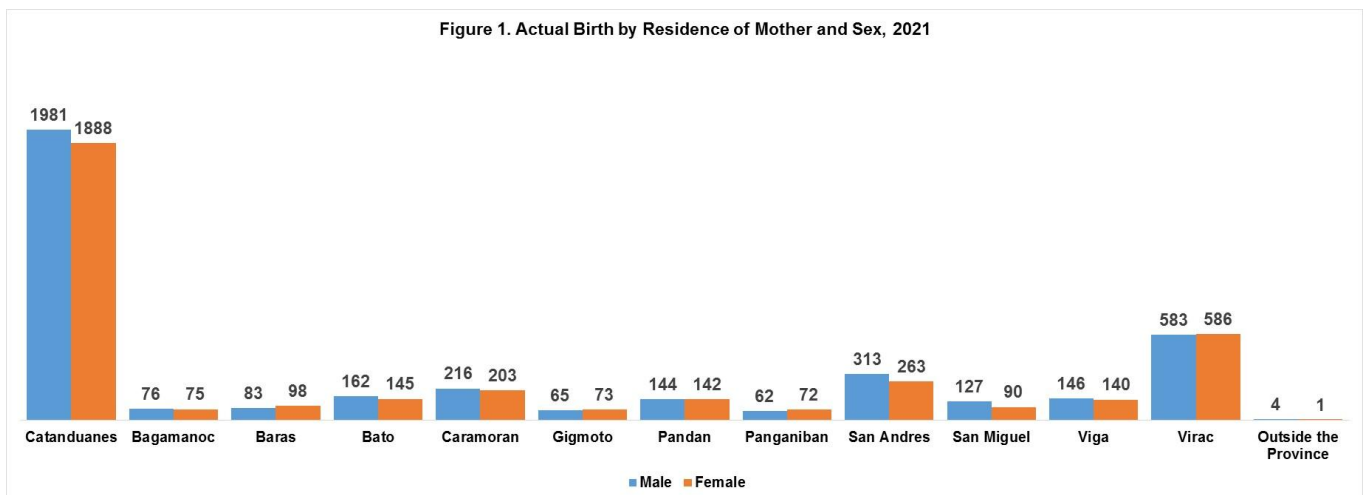
Reference No. 2022-02-012-CT

48.8% percent of babies born in Catanduanes in 2021 are female

There were 3, 869 reported actual live births in Catanduanes for 2021. Out of the total, 48.8% or 1, 888 were female while 51.2% or 1, 981 were male. In terms of residence of the mother, municipality of Virac reported the highest number of female babies born with 586 or 31.0% of the total female babies born. It was followed by municipalities of San Andres and Caramoran with reported 263 or 13.9% and 203 or 10.8 % of the total respectively. Municipality of Panganiban reported the lowest number of female babies born with 72 or 3.8% of the total. (Figure 1)

Municipality of Virac reported the highest number of male babies born in 2021 with 583 or 29.4% of the total. It was followed by municipalities of San Andres and Caramoran with reported 313 or 15.8% and 216 or 10.9% of the total respectively. Municipality of Panganiban reported the lowest number of male babies born with 62 or 3.1% of the total. (Figure 1)

There were also reported 1 female and 4 male babies born in 2021 whose residence of the mother were outside the province. (Figure 1)

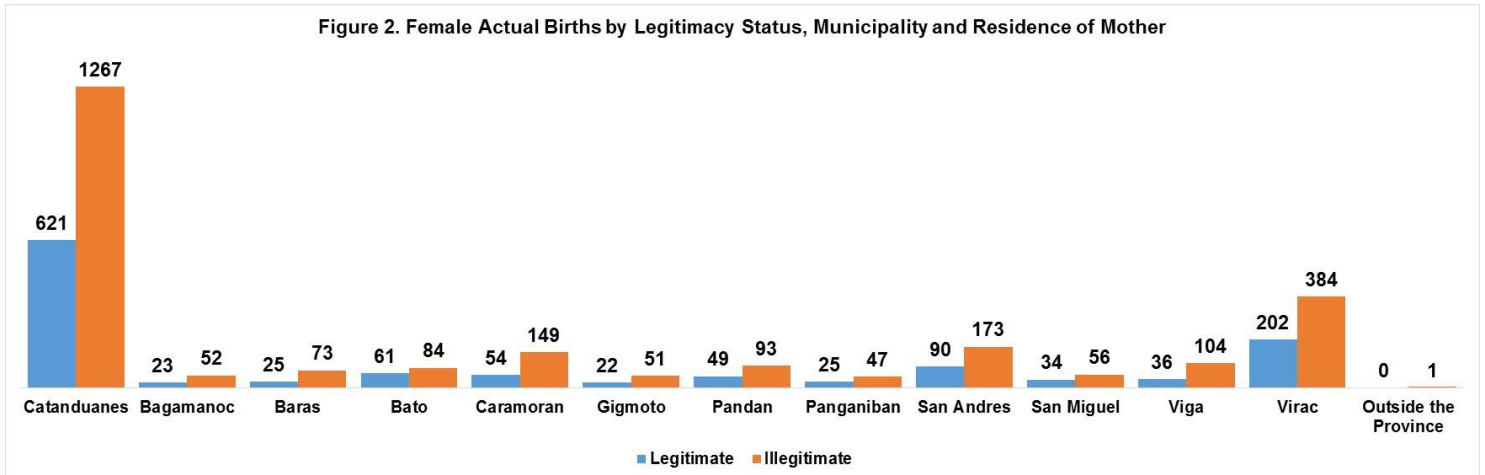


Source: Monthly submission of reports of Local Civil Registry Office from 11 municipalities in the province

67.1% percent of female babies born in Catanduanes are illegitimate

Out of the total 1, 888 female babies born in 2021, 1, 267 or 67.1% were illegitimate or babies born out of wedded luck while 621 or 32.9% were legitimate. Municipality of Baras had the highest illegitimate female babies born with 73 or 74.5% out of 98 births. It was followed by municipalities of Viga with 104 or 74.3% out of 140 births and Caramoran with 149 or 73.4% out of 203 births. Municipality of Bato had the lowest number of illegitimate female babies born with 84 or 57.9% out of 145 births. (Table 1 and Figure 2)

In contrast, municipality of Bato had the highest number of legitimate female babies born with 61 or 42.1% out of 145 births. It was followed by municipalities of San Miguel with 34 or 37.8% out of 90 births and municipality of Panganiban with 25 or 34.7% out of 72 births. Municipality of Baras had the lowest number of legitimate female babies born with 25 or 25.5% out of 98 births. (Table 1 and Figure 2)



Source: Monthly submission of reports of Local Civil Registry Office from 11 municipalities in the province

Table 1. Female Actual Births by Legitimacy Status, Municipality and Residence of Mother

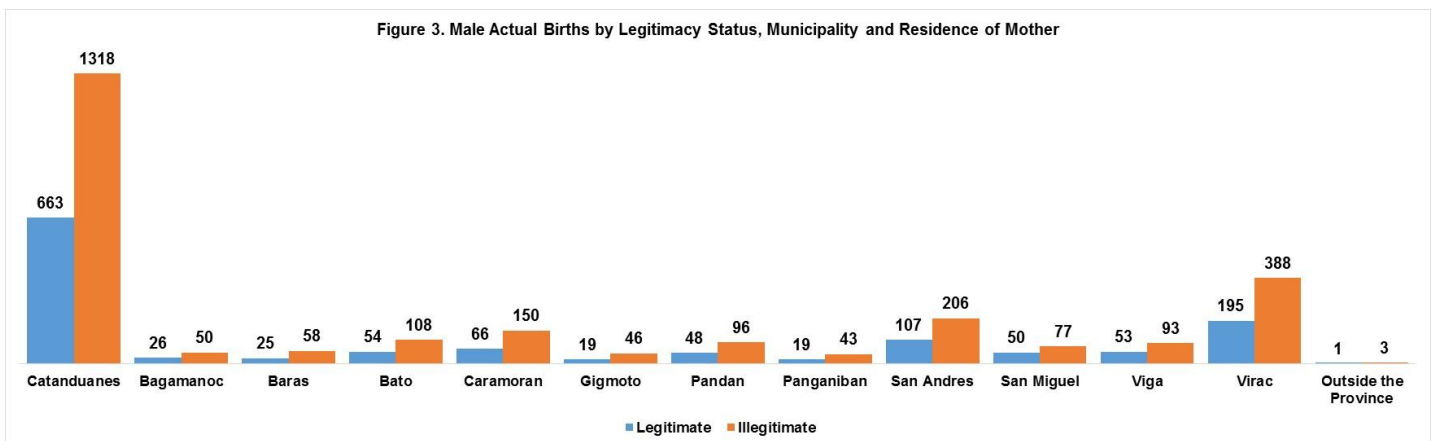
Municipality	Number		Percentage	
	Legitimate	Illegitimate	Legitimate	Illegitimate
Catanduanes	621	1267	32.9%	67.1%
Bagamanoc	23	52	30.7%	69.3%
Baras	25	73	25.5%	74.5%
Bato	61	84	42.1%	57.9%
Caramoran	54	149	26.6%	73.4%
Gigmoto	22	51	30.1%	69.9%
Pandan	49	93	34.5%	65.5%
Panganiban	25	47	34.7%	65.3%
San Andres	90	173	34.2%	65.8%
San Miguel	34	56	37.8%	62.2%
Viga	36	104	25.7%	74.3%
Virac	202	384	34.5%	65.5%
Outside the Province	0	1	0.0%	100.0%

Source: Monthly submission of reports of Local Civil Registry Office from 11 municipalities in the province

66.5% percent of male babies born in Catanduanes are illegitimate

Out of the total 1, 981 male babies born in 2021, 1, 318 or 66.5% were illegitimate or babies born out of wedded luck while 663 or 33.5% were legitimate. Municipality of Gigmoto had the highest illegitimate male babies born with 46 or 70.8% out of their total of 65. It was followed by municipalities of Baras with 58 or 69.9% out of their total of 83. Municipality of Caramoran and Panganiban had 69.4% illegitimate male babies born out of their total. Municipality of San Miguel had the lowest number of illegitimate male babies born with 77 or 60.6% out of their total of 127. (Table 2 and Figure 3)

In contrast, municipality of San Miguel had the highest number of legitimate male babies born with 50 or 39.4% out of their total of 127. It was followed by municipalities of Viga with 53 or 36.3% out of their total of 146. Municipality of Bagamanoc and San Andres had 34.2% legitimate male babies born out of their total. Municipality of Gigmoto had the lowest number of legitimate male babies born with 19 or 29.2% out of their total of 65. (Table 2 and Figure 3)



Source: Monthly submission of reports of Local Civil Registry Office from 11 municipalities in the province

Table 2. Male Actual Births by Legitimacy Status, Municipality and Residence of Mother

Municipality	Number		Percentage	
	Legitimate	Illegitimate	Legitimate	Illegitimate
Catanduanes	663	1318	33.5%	66.5%
Bagamanoc	26	50	34.2%	65.8%
Baras	25	58	30.1%	69.9%
Bato	54	108	33.3%	66.7%
Caramoran	66	150	30.6%	69.4%
Gigmoto	19	46	29.2%	70.8%
Pandan	48	96	33.3%	66.7%
Panganiban	19	43	30.6%	69.4%
San Andres	107	206	34.2%	65.8%
San Miguel	50	77	39.4%	60.6%
Viga	53	93	36.3%	63.7%
Virac	195	388	33.4%	66.6%
Outside the Province	1	3	25.0%	75.0%

Source: Monthly submission of reports of Local Civil Registry Office from 11 municipalities in the province

10.8% of the female babies are born in September 2021

Out of the total 1, 888 female babies born in 2021, 203 or 10.8% were born on the month of September. It was followed by months of November with 197 or 10.4% and December with 187 or 9.9% of the total. Month of January had the lowest number of female babies born with 118 or 6.3% out of the total. (Table 3)

10.5% of the male babies are born in September 2021

Also, out of the 1, 981 male babies born in 2021, 208 or 10.5% were born on the month of September. It was followed by months of August with 201 or 10.2% and October with 192 or 9.7% of the total. Month of February had the lowest number of male babies born with 119 or 6.0% of the total. (Table 3)

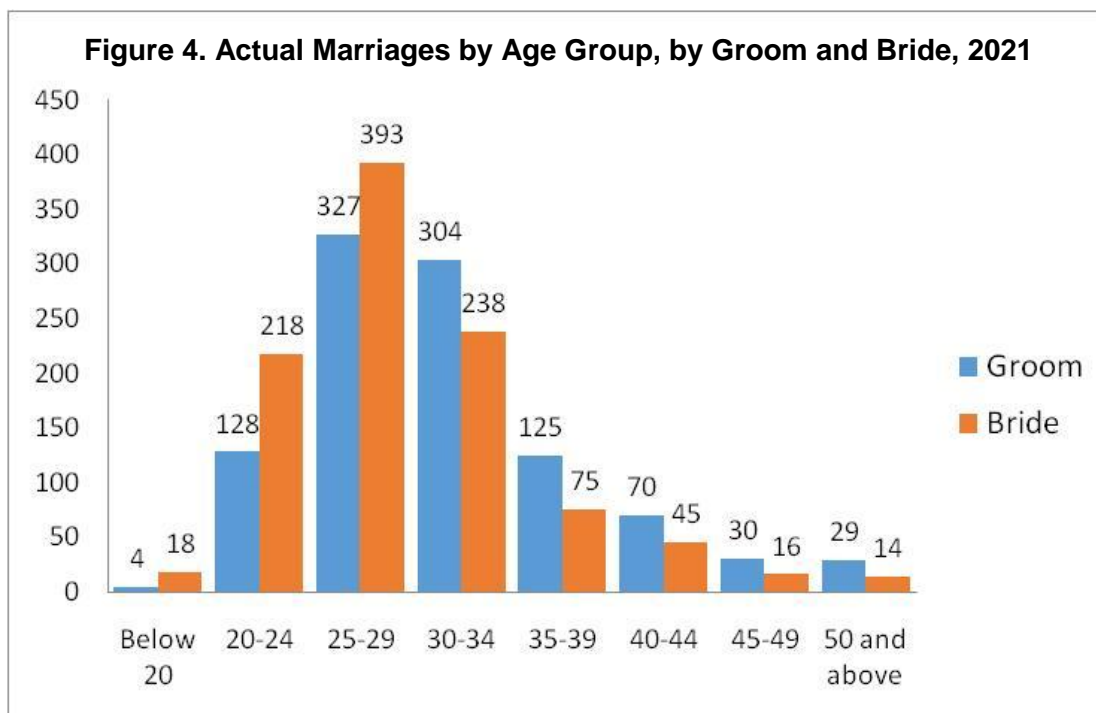
MONTH	MALE	FEMALE
January	139	147
February	119	138
March	157	126
April	159	140
May	153	138
June	137	156
July	159	166
August	201	169
September	208	203
October	192	169
November	185	192
December	172	144
TOTAL	1981	1888

Source: Monthly submission of reports of Local Civil Registry Office from 11 municipalities in the province

Majority of Groom and Bride marry at the age between 25-29

More than 32.2% of the actual marriages in 2021 involved grooms aged 25-29 years old while 38.6% involved brides aged 25-29 years old. Also, comparing within age groups, it can be observed that more female married at a younger age than males, as the number of brides were greater than the number of grooms for aged 24 years old and below. Meanwhile, the number of grooms were greater for 30 years old and above. (Figure 1)

However, when comparing across age groups, 45.1% of the total grooms and 61.8% of the total brides were 29 years old and below. Consistently, majority of the grooms and brides from all the municipalities were 25-29 years old. The youngest age for groom and bride reported was 18 years old while the oldest age reported for groom was 71 years old and 67 years old for the bride. (Figure 4)



Source: Monthly submission of reports of Local Civil Registry Office from 11 municipalities in the province

Municipality of Virac has the highest number in terms of residence of groom and bride

There were reported 300 grooms and 285 brides whose residence was in municipality of Virac. It comprises of about 29.5% for the groom while 28.0% of the bride who marry in 2021 of the total reported marriages. Municipality of Panganiban had the lowest number of groom and bride being their residence in 2021. (Table 4)

Table 4. Actual Marriages by Residence of Groom and Bride, 2021

	Groom	Bride
Catanduanes	1017	1017
Bagamanoc	41	42
Baras	32	35
Bato	90	92
Caramoran	96	101
Gigmoto	41	39
Pandan	145	139
Panganiban	23	26
San Andres	140	150
San Miguel	58	59
Viga	38	43
Virac	300	285
Outside the Province	13	6

Source: Monthly submission of reports of Local Civil Registry Office from 11 municipalities in the province

69.5% of actual marriages are officiated in Catholic Church in 2021

Out of the total 1, 017 actual marriages in 2021, 707 or 69.5% were officiated thru Catholic Church, 285 or 28.0% were officiated thru Civil Rites and 25 or 2.5% were officiated thru Other Religion. Most of the municipalities had more marriages that were officiated in Catholic Church while only the municipalities of Baras and Viga had more marriages that were officiated thru Civil Rites.

Table 5. Actual Marriages, by Place and Type, 2021

	Catholic Church	Civil Rites	Other Religion
Catanduanes	707	285	25
Bagamanoc	22	5	0
Baras	16	17	1
Bato	67	28	0
Caramoran	76	13	0
Gigmoto	26	8	0
Pandan	96	44	1
Panganiban	16	7	0
San Andres	107	33	4
San Miguel	41	18	1
Viga	18	19	2
Virac	222	93	16

Source: Monthly submission of reports of Local Civil Registry Office from 11 municipalities in the province

More male deaths than female recorded in 2021

Out of the total 2, 239 recorded actual deaths in Catanduanes in 2021, 54.5% were male while 45.5% were female. Among the eleven municipalities, Virac had the highest number of male and female deaths as their residence with reported 347 and 308 respectively. Municipality of Gigmoto had the least number of male deaths as their residence with 42 reported deaths while municipality of Panganiban had the least number of female deaths as their residence with 25 reported deaths. (Table 6)

Majority of female and male deaths recorded in 2021 were age 70 and above

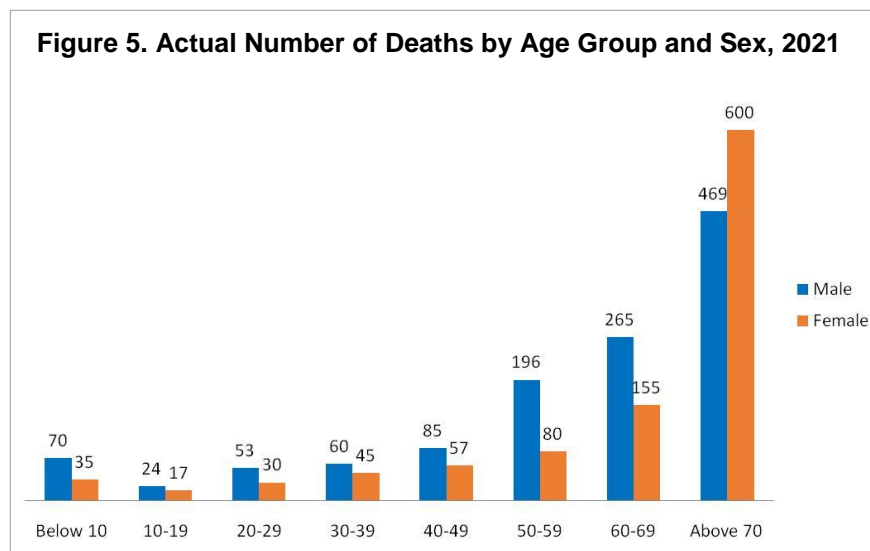
Of the total actual deaths in Catanduanes reported in 2021, majority of the female and male deaths were aged 70 and above, which is also the only age group with female deaths greater than male deaths. Deaths below 10 years old is higher compared to age groups of 10-19 and 20-29 years old. (Figure 5)

There were also recorded 56 infant deaths with 19 females and 37 males in 2021.

Table 6. Actual Deaths by Residence and Sex, 2021

Municipality	Male	Female	Total
Catanduanes	1221	1018	2239
Bagamanoc	54	43	97
Baras	64	52	116
Bato	107	89	196
Caramoran	121	121	242
Gigmoto	42	30	72
Pandan	92	95	187
Panganiban	43	25	68
San Andres	174	160	334
San Miguel	74	47	121
Viga	103	48	151
Virac	347	308	655

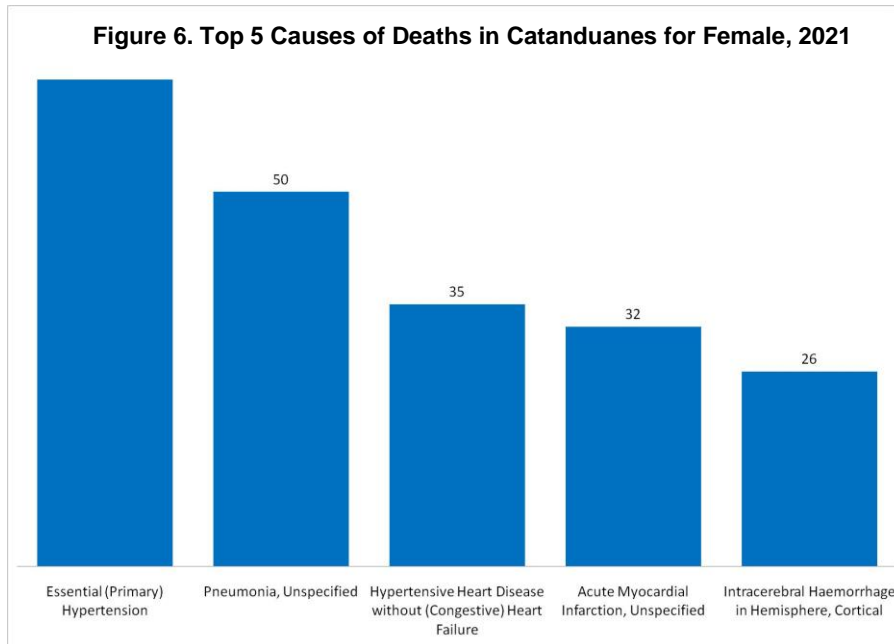
Source: Monthly submission of reports of Local Civil Registry Office from 11 municipalities in the province



Source: Monthly submission of reports of Local Civil Registry Office from 11 municipalities in the province

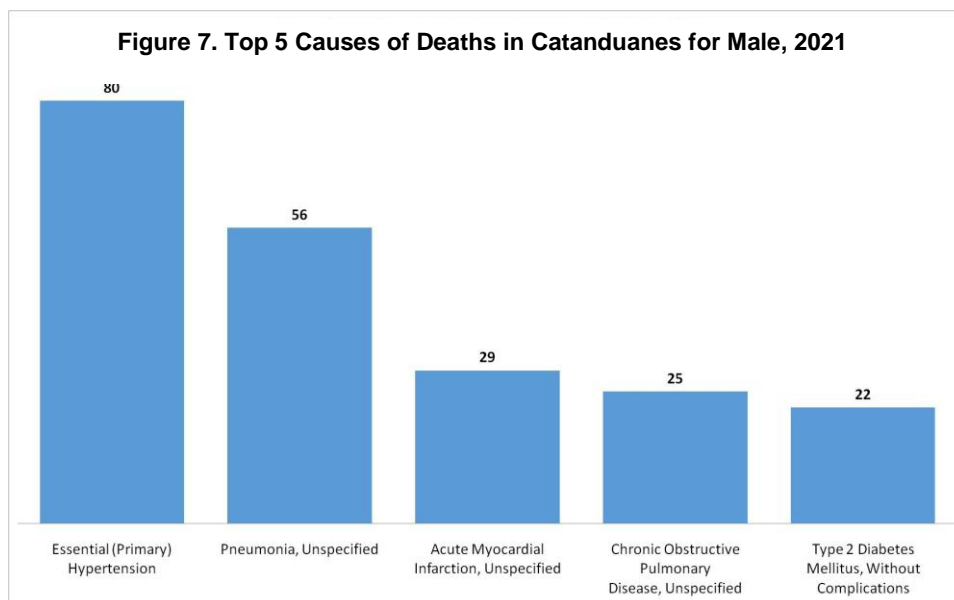
Deaths due to Essential (Primary) Hypertension highest in female

Deaths due to essential (primary) hypertension was highest cause of deaths for female in Catanduanes for 2021 with 65 recorded deaths. It was followed by pneumonia with recorded 50 deaths and hypertensive heart disease without heart failure with 35 deaths (Figure 6).



Deaths due to Essential (Primary) Hypertension highest in male

Deaths due to essential (primary) hypertension was highest cause of deaths for male in Catanduanes for 2021 with 80 recorded deaths. It was followed by pneumonia with recorded 56 deaths and acute myocardial infraction with 29 deaths (Figure 7).



CONCEPTS AND DEFINITIONS

Live Birth – this refers to the complete expulsion or extraction from its mother of a product of conception, irrespective of the duration of the pregnancy, which after such separation, breathes or shows any other evidence of life.

Marriage – this is a special contract of permanent union between a man and a woman entered into in accordance with law for the establishment of conjugal and family life.

Death - this refers to the permanent disappearance of all evidence of life at any time after live birth has taken place.

Note: Data from this Special Release was taken from the reports submitted by Local Civil Registry Office from 11 municipalities in the province for the year 2021.



ANAVI F. CAMACHO

Chief Statistical Specialist