



SPECIAL RELEASE

CONSUMER PRICE INDEX FOR ALL INCOME HOUSEHOLDS IN CATANDUANES SEPTEMBER 2021 (2012=100)

Date of Release: 5 October 2021
Reference No. 2021-10-002-CT

PRICE SITUATION: YEAR-ON-YEAR

Inflation Rate in Catanduanes decelerates to 6.3 in September 2021

The Inflation Rate (IR) in Catanduanes for September 2021 decelerated to 6.3 percent which translates to a Purchasing Power of the Peso of P 0.74. It is lower than the registered IR of 8.2 percent in August 2021. On the other hand, comparing it to the same period last year, a lower annual mark-up of 1.6 points was noted on inflation rate of 7.9 in the same period last year.

The upsurge in inflation for September 2021 was attributed to the Inflation Rates of the following Commodity Groups: Alcoholic, Beverages & Tobacco (10.7%); Transport (9.6%); Furnishings, Household Equipment & Routine Maintenance of the House (9.4%); Recreation and Culture (8.3%); Restaurants and Miscellaneous Goods & Services (7.0); Food & Non-Alcoholic Beverages (6.3%); Clothing and Footwear (5.2%); Health (4.7%); Housing, Water, Electricity, Gas & Other Fuels (3.0%); and Communication (0.2%).

Education commodity group retained its price index points for September 2021.

The CPI for all Income Households in all items in Catanduanes for the month of September 2021 registered at 135.7 index points which is higher compared to last month's registered index points of 135.5. A higher annual mark-up of 8.1 points was noted on CPI of 127.6 in the same period last year.

PRICE SITUATION: MONTH-ON-MONTH

On a month on month basis, general prices of consumer items accelerated by 0.1 percent compared to last month or from 135.5 price index points from August 2021 to 135.7 price index points during the month.

The acceleration was due to the increase in inflation of the following Commodity Groups: Recreation and Culture (0.9%); Alcoholic, Beverages and Tobacco (0.8%); Restaurants and Miscellaneous Goods & Services (0.4%); Clothing and Footwear (0.3%); Health (0.2%); and Furnishings, Household Equipment & Routine Maintenance of the House (0.1%).

Transport commodity group recorded a decrease of 0.1% in inflation during the month.

Food & Non-Alcoholic Beverages; Housing, Water, Electricity, Gas & Other Fuels; Communication; and Education commodity group retained its price indices during the month.

**Table 1. Consumer Price Index for All Income Households in Catanduanes
September 2020 and September 2021 (2012=100)**

Commodity Groups	September 2020	September 2021	Year-on-Year Change (%)
Food and Non-Alcoholic Beverages	123.9	131.7	6.3
Alcoholic Beverages & Tobacco	201.4	223.0	10.7
Non-Food	127.7	135.5	6.1
Clothing and Footwear	125.0	131.5	5.2
Housing, Water, Electricity, Gas & Other Fuels	125.2	129.0	3.0
Furnishings, Household Equipment & Routine Maintenance of the House	122.1	133.6	9.4
Health	115.8	121.2	4.7
Transport	149.4	163.7	9.6
Communication	100.5	100.7	0.2
Recreation and Culture	121.0	131.0	8.3
Education	77.8	77.8	0.0
Restaurants and Miscellaneous Goods & Services	132.3	141.6	7.0
ALL ITEMS	127.6	135.7	6.3

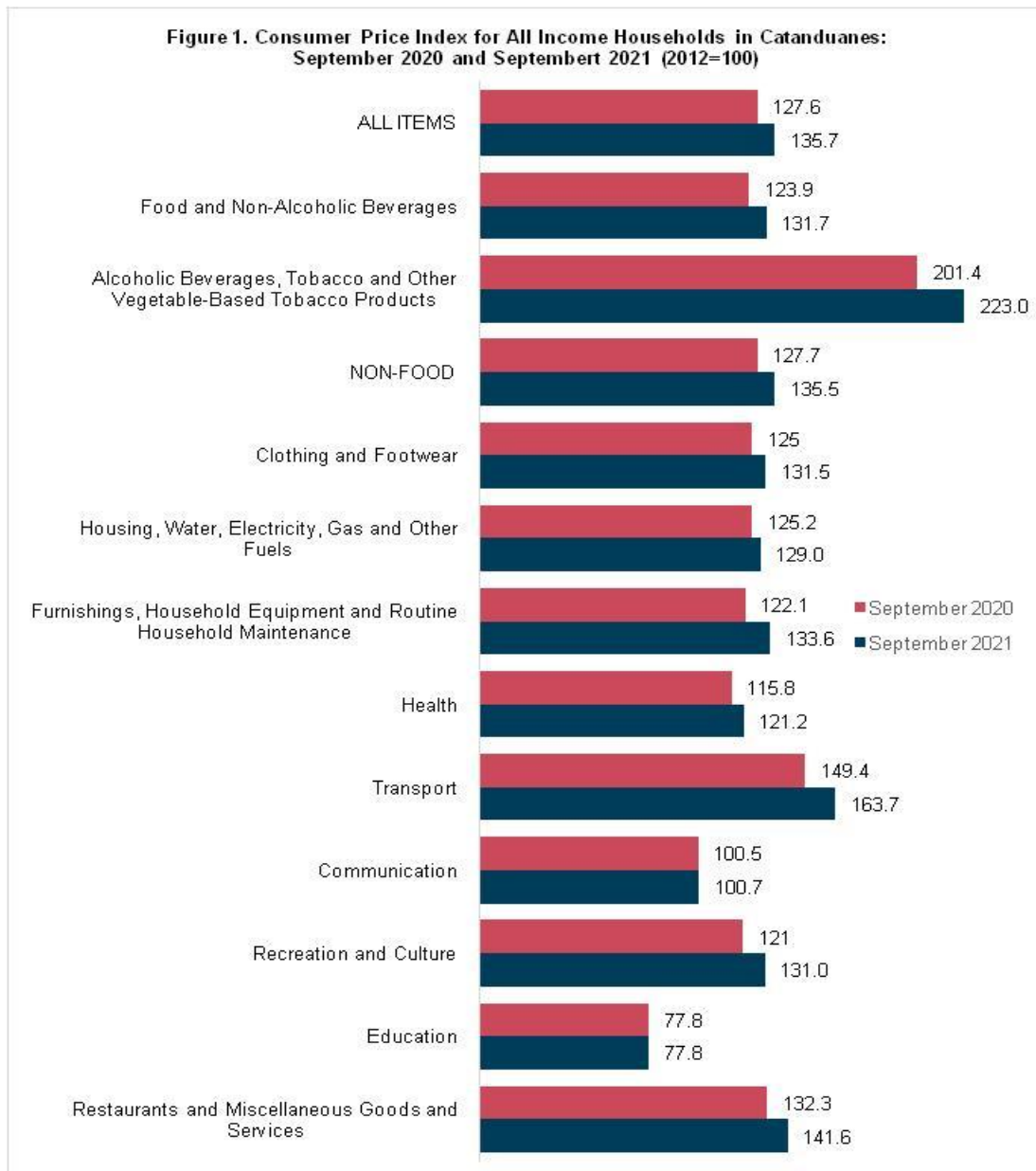


Table 2. Consumer Price Index for All Income Households in Catanduanes (2012=100): August 2021 and September 2021

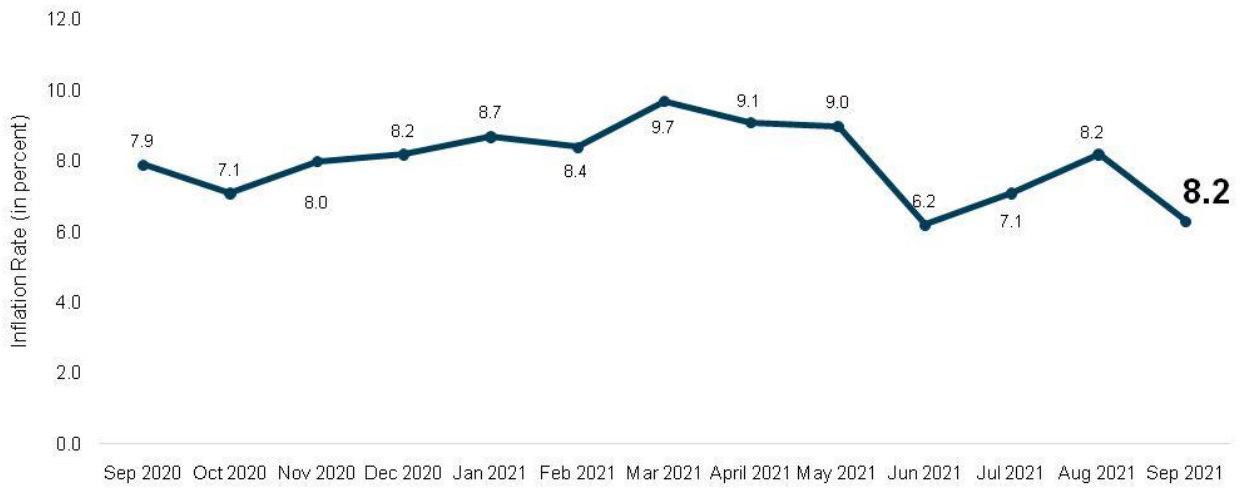
COMMODITY GROUP	August 2021	September 2021	Month-on-Month Change (%)
ALL ITEMS	135.5	135.7	0.1
I. FOOD AND NON-ALCOHOLIC BEVERAGES	131.7	131.7	0.0
* Food	131.8	131.8	0.0
Bread and cereals	112.0	111.4	(0.5)
Rice	107.2	106.2	(1.0)
Corn	437.2	437.2	0.0
Other Cereals, Flour, Cereal Preparation, Bread, Pasta and Other Bakery Products	118.9	119.5	0.5
Meat	152.0	152.0	0.0
Fish and Seafood	152.1	148.8	(2.2)
Milk, cheese and eggs	123.4	123.4	0.0
Oils and fats	130.2	130.2	0.0
Fruit	171.0	170.8	(0.1)
Vegetables	168.1	182.0	8.3
Sugar, jam, honey, chocolate and confectionery	112.9	112.7	(0.2)
Food products N.E.C.	138.8	139.3	0.4
* Non-Alcoholic Beverages	129.7	129.8	0.1
II. ALCOHOLIC BEVERAGES AND TOBACCO	221.3	223.0	0.8
Alcoholic Beverages	179.4	180.6	0.7
Tobacco	271.8	274.1	0.8
NON-FOOD	135.3	135.5	0.1
III. CLOTHING AND FOOTWEAR	131.1	131.5	0.3
Clothing	128.6	129.2	0.5
Footwear	136.5	136.5	0.0
IV. HOUSING, WATER, ELECTRICITY, GAS AND OTHER FUELS	129.0	129.0	0.0
Actual Rentals for Housing	-	-	-
Maintenance and Repair of the Dwelling	133.9	134.4	0.4
Water Supply and Miscellaneous Services Relating to The Dwelling	103.5	103.5	0.0
Electricity, Gas and Other Fuels	133.4	133.4	0.0
V. FURNISHINGS, HOUSEHOLD EQUIPMENT AND ROUTINE HOUSEHOLD MAINTENANCE	133.5	133.6	0.1
Furniture and Furnishings, Carpets and Other Floor Coverings	125.6	125.6	0.0
Household Textiles	126.7	126.9	0.2
Household Appliances	143.5	144.1	0.4
Glassware, Tableware and Household Utensils	116.6	116.6	0.0
Tools and Equipment for House and Garden	-	-	-
Goods and Services for Routine Household Maintenance	146.3	146.6	0.2
VI. HEALTH	121.0	121.2	0.2
Medical Products, Appliances and Equipment	122.1	122.6	0.4
Outpatient Services	135.0	135.0	0.0
Hospital Services	113.9	113.9	0.0
VII. TRANSPORT	163.8	163.7	(0.1)
Operation of Personal Transport Equipment	107.2	106.4	(0.7)
Transport Services	198.3	198.5	0.1
VIII. COMMUNICATION	100.7	100.7	0.0
Postal Services	148.4	148.4	0.0
Telephone and Telefax Equipment	98.1	98.1	0.0
Telephone and Telefax Services	101.3	101.3	0.0
IX. RECREATION AND CULTURE	129.8	131.0	0.9
Audio-Visual Photography and Information Processing Equipment	133.5	135.2	1.3
Other Major Durables for Recreation and Culture	110.6	110.6	0.0
Other Recreational Items and Equipment, Gardens and Pets	114.8	114.8	0.0
Recreational and Cultural Services	150.1	150.1	0.0
Newspapers, Books and Stationery	129.6	130.3	0.5
X. EDUCATION	77.8	77.8	0.0
Pre-Primary and Primary Education	148.9	148.9	0.0
Secondary Education	104.4	104.4	0.0
Tertiary Education	45.4	45.4	0.0
Education Not Definable by Level	101.3	101.3	0.0
XI. RESTAURANTS AND MISCELLANEOUS GOODS AND SERVICES	141.0	141.6	0.4
Catering Services	151.6	152.5	0.6
Personal Care	131.3	131.6	0.2
Personal Effects, N.E.C.	124.3	124.3	0.0

Address: BL Jastrid Bldg National Road Cavinitan, Virac, Catanduanes

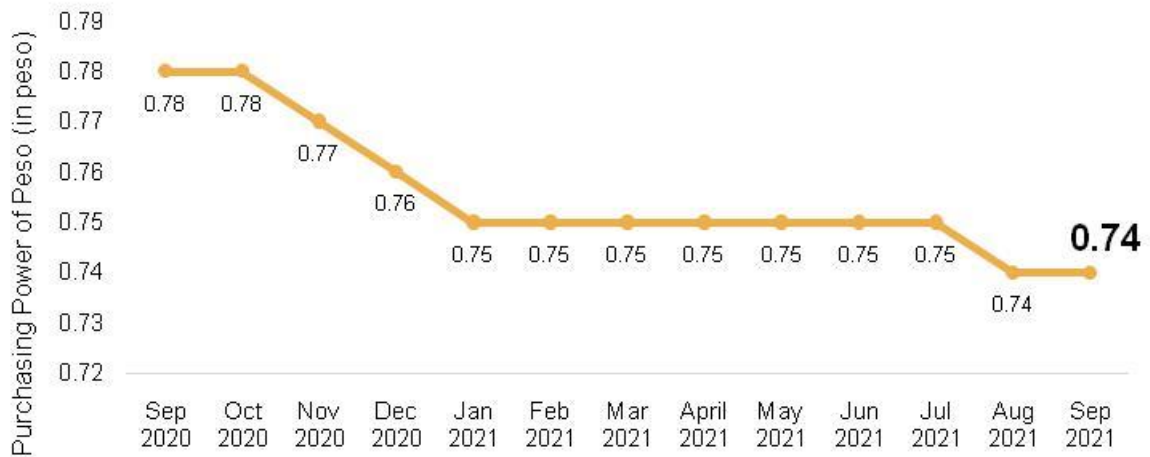
Telephone: 09209681179

Email address: psacatanduanes2005@gmail.com

**Figure 2. Inflation Rate in Catanduanes:
September 2020 to September 2021
(2012=100)**



**Figure 3. Purchasing Power of Peso in Catanduanes:
September 2020 to September 2021
(2012=100)**



CONCEPTS AND DEFINITIONS



CONSUMER PRICE INDEX (CPI) is an indicator of the change in the average retail prices of a fixed basket goods and services commonly bought by a specific group of consumers for their day-to-day consumption in a given area in a given period of time. It is most widely used in the calculation of the inflation rate and purchasing power of the peso.

The CPI is computed using the weighted arithmetic mean of price relatives, a variant of Laspeyres formula with fixed base year period weights.

- a. *Base Period.* This is a reference date or a benchmark to which a continuous series of index numbers can be related. Since the CPI measure the average changes in the retail prices of a fixed basket of goods, it is necessary to compare movement in prices in the current year to movements in previous years back to a reference data at which the index is taken as equal to 100. The present series uses 2012 as the base year.
- b. *Market Basket.* This is a sample of all the goods purchased for consumption and services availed of by households in the province. This was selected to represent the composite price behavior of all goods and services purchased by consumers.
- c. *Weighting System.* This is a system that considers the relevance of the components of the index. For CPI, the weighting pattern uses the expenditures on various consumer items purchased by households as a proportion to total expenditure. The weight of a commodity or group of commodities was based on the magnitude of its contribution to the index.



CONSUMER PRICE INDEX (CPI) for September 2021 is 135.7. This means that for an average Filipino household to afford same basket of goods and services in September 2012 purchased @ Php 100.00 needs an additional Php 35.70 in September 2021.

BASE PERIOD - reference date at which the index is equal to 100. Base year is 2012.



INFLATION RATE - The inflation rate is the annual rate of change or the year-on-year change of the CPI expressed in percent. It is interpreted in terms of declining purchasing power of money.

If you pay Php 55.00 for a liter of gasoline in September 2020 and if the average prices went up by 6.3% after a year's time, you will need Php 58.47 to pay the same type of gasoline in September 2021.



PURCHASING POWER OF THE PESO (PPP)

The purchasing power of the peso shows how much the peso in the base period is worth in the current period. It is computed as the reciprocal of the CPI for the period under review multiplied by 100.

A peso in September 2012 worths only 74 centavos in September 2021.

Collection of price quotations for the market basket

For Catanduanes, two price quotations for the market basket are collected from the sample outlets (establishments) at the capital, Virac, while four other price quotations are collected from the sample outlets in the municipalities outside Virac during the first five days of the month. However, only two price quotations are collected from Virac during the middle of each month.

For petroleum products, two price quotations for each commodity are collected in Virac every Friday, while four other price quotations for each commodity are collected from the municipalities outside Virac during the first five days of the month.

The arithmetic average of these price quotations is used in the computation of the index.

Anavi F. Camacho

ANA VI F. CAMACHO
Chief Statistical Specialist