



SPECIAL RELEASE

SORSOGON RICE AND CORN OUTLOOK 2nd Quarter 2019

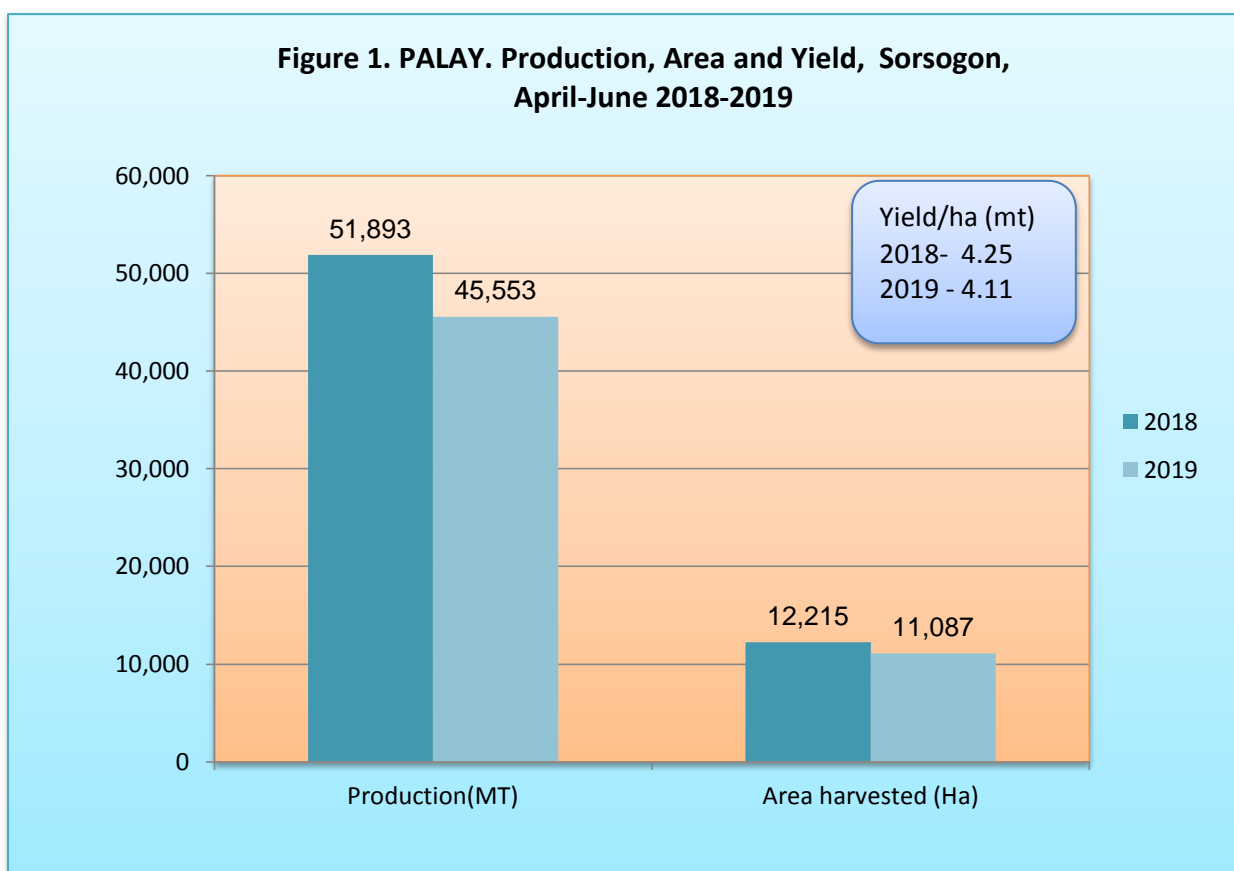
Date Released: August 31, 2019

Reference No. 2019-24

HIGHLIGHTS

Palay production in Sorsogon province exhibited a decline of 12.27 percent for April-June 2019. Similarly, corn production had a decline of 15.34 percent from its level in 2018.

PALAY



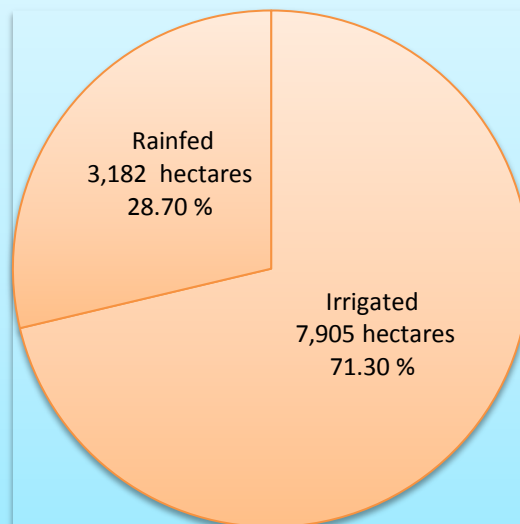


2nd Qtr 2019 Crop Estimate

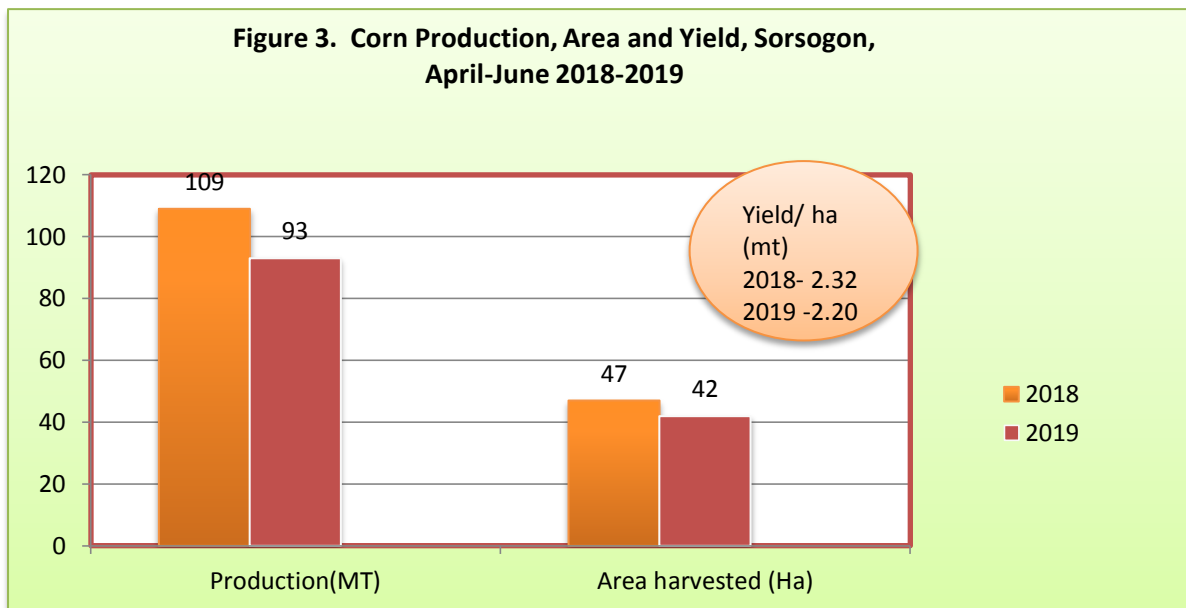
Palay production in Sorsogon province for the quarter April-June 2019 at **45,553 metric tons** , was lower by 12.22 percent than 2018 output of **51,893 metric tons**. Harvest area also declined by **9.23 percent** or **11,087 hectares** as compared to previous year's level of **12,215 hectares**. Yield per hectare dropped by 3.29 percent from 4.25 metric tons in 2018 to 4.11 metric tons in 2019.

By sector, irrigated area comprised 71.30 percent or 7,905 hectares while rainfed area comprised 28.70 percent or 3,182 hectares of the total harvest area of 11,087 hectares in Sorsogon province for the quarter April-June 2019.

Figure 2. PALAY: Percentage Distribution of Area Harvested by Ecosystem , Sorsogon, April-June 2019

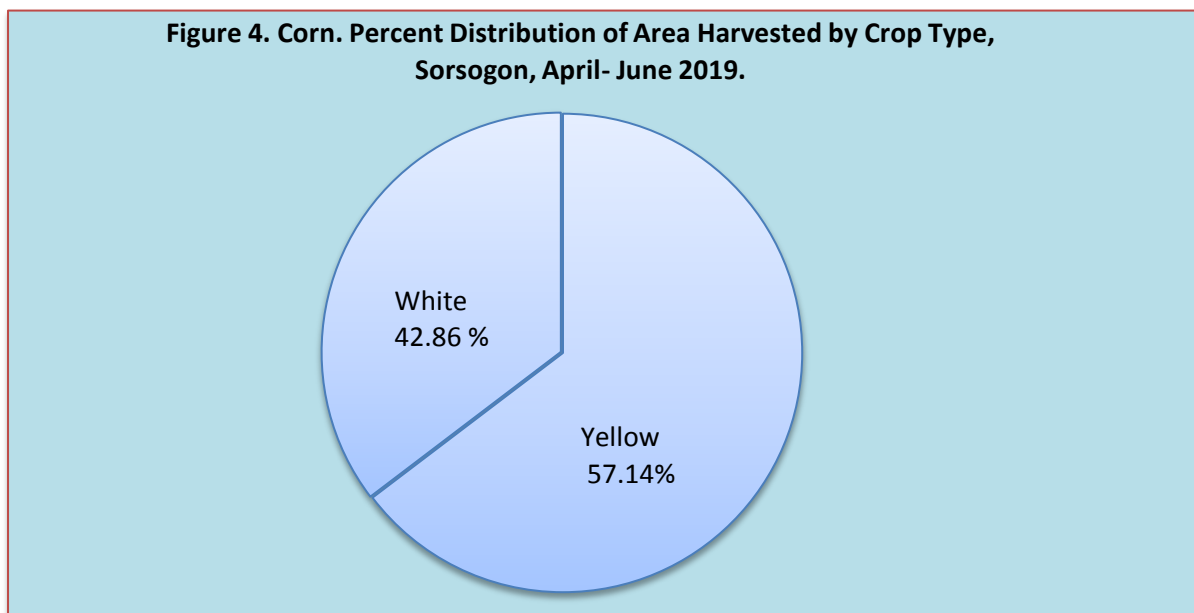


CORN



Corn production in the province for the quarter April - June 2019, at 92.28 metric tons was lower by 15.34 percent against 2018 output of 109 metric tons. Harvest area of 42 hectares decreased by 10.64 percent against 47 hectares of last year's record. Yield per hectare also decreased by 5.26 percent or 2.20 metric tons this quarter as compared to 2.32 metric tons in 2018.

By crop type, white corn comprised 42.86 percent or 18 hectares and yellow corn comprised 57.14 percent or 24 hectares of the total harvest area of 42 hectares in Sorsogon province for the quarter April-June 2019.



Technical Notes

Production refers to the quantity produced and actually harvested for a particular crop during a reference period. For palay and corn, harvest area refers to the actual area harvested during the reference quarter.

Palay and corn production, area and yield and other production data are generated from Palay Production Survey (PPS) and Corn Production Survey (CPS) which are among the major agricultural surveys of the Philippine Statistics Authority. Said surveys are being conducted every quarter of each year. These aim to generate estimates that serve as inputs for policy making and programs on palay and corn. Production data generated by the PPS/CPS are inputs to the Performance of Agriculture Report (PAR) and to the preparation of the Gross Domestic Product (GDP). Moreover, the surveys support the data needs of planners, policy and decision makers and other stakeholders in the agriculture sector.

ELVIRA O. APOGÑOL
Chief Statistics Specialist
Provincial Statistics Office
Sorsogon