



# SPECIAL RELEASE

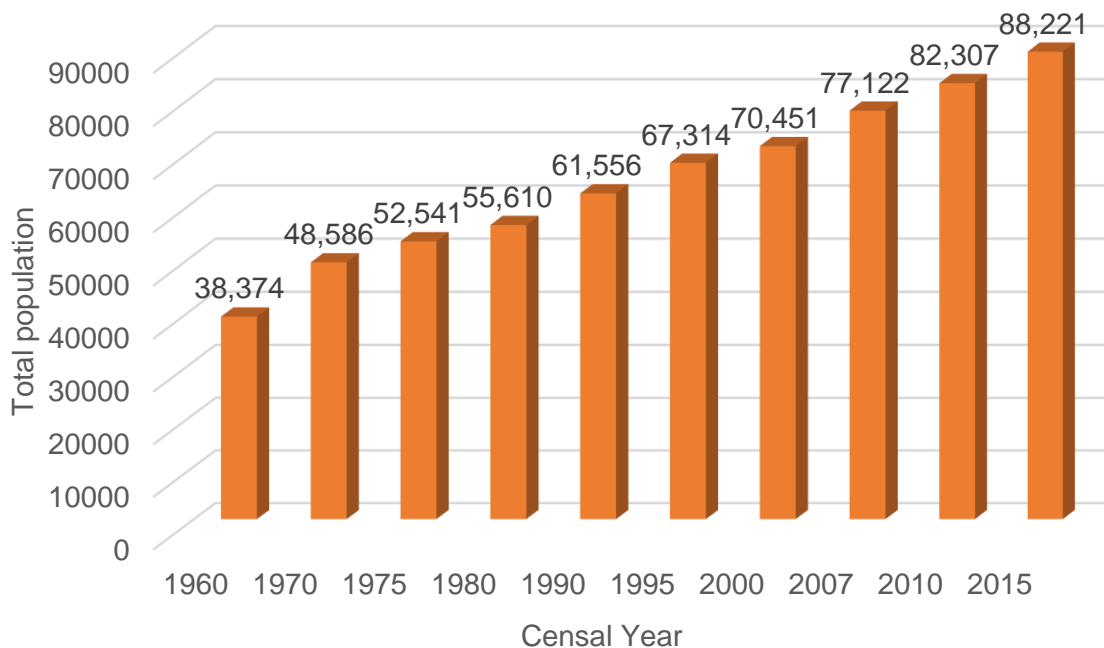
## POPCEN 2015 Highlights in the Municipality of Polangui

**Date of Release:** November 29, 2017  
**Reference No.** 2017- 19

### Polangui Population increased by 5,914 persons

As of August 1, 2015, Polangui posted a total population of 88,221 persons. This is higher by 5,914 persons compared to its total population of 82,307 persons counted in 2010. The increase in the population count from 2010 to 2015 translated to an average annual population growth rate (PGR) of 1.33 percent.

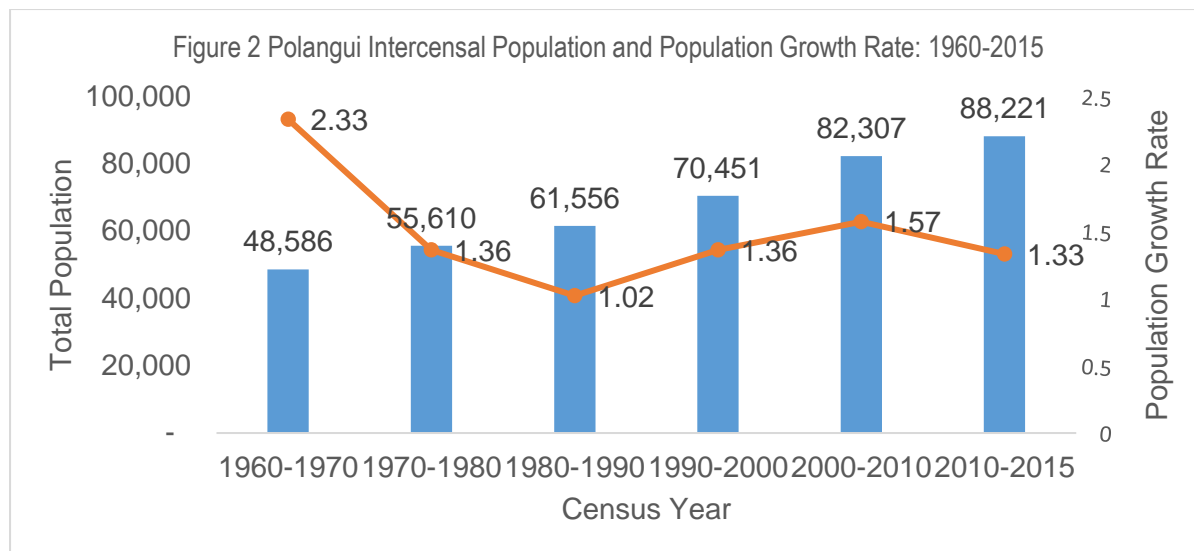
Figure 1. Total population of Polangui by Censal Year 1960-2015



Source: Philippine Statistics Authority, Census Results 1960-2015

### 2010 to 2015 Annual Population Growth Rate at 1.33 percent


The population growth rate of Polangui slowed down from its an annual growth rate in 1990 to 2000 of 1.36 and 1.57 annual growth rate in 2000 to 2010 and slowed down at 1.33 in 2010 to 2015. Historically, the annual population growth rate of Polangui was fastest at 2.33 percent from 1960 to 1970 and was slowest percent from 1980 to 1990 at 1.02.

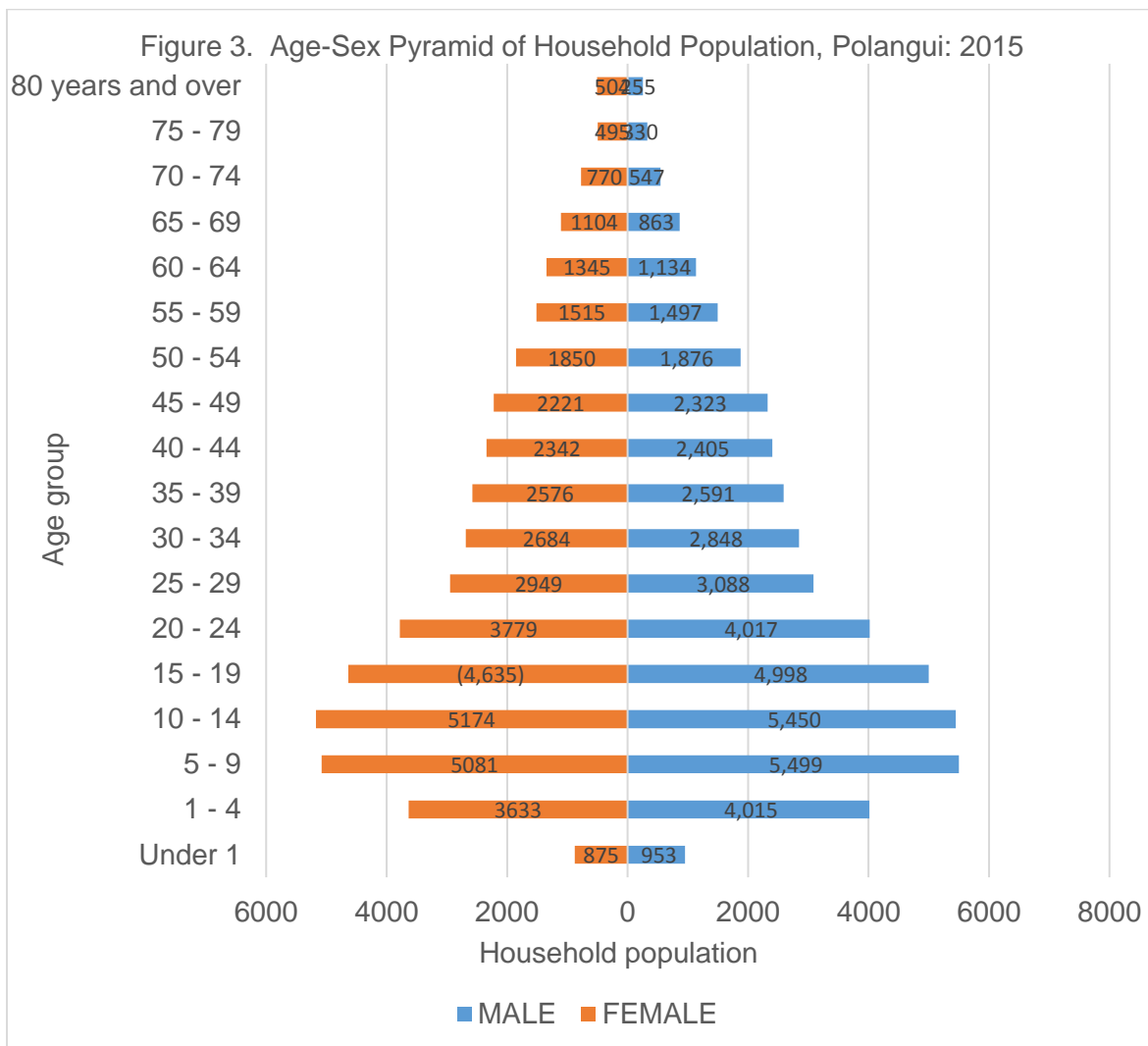


Source: Philippine Statistics Authority, Census Results 1960-2015

### Sex ratio in Polangui is at 103 males per 100 females

Of the 88,221 household population in 2015, males accounted for 51 percent while females comprised 49 percent. These figures resulted in a sex ratio of 103 males for every 100 females.





Source: Philippine Statistics Authority, Census Results 1960-2015

### Children comprised a large chunk of the population

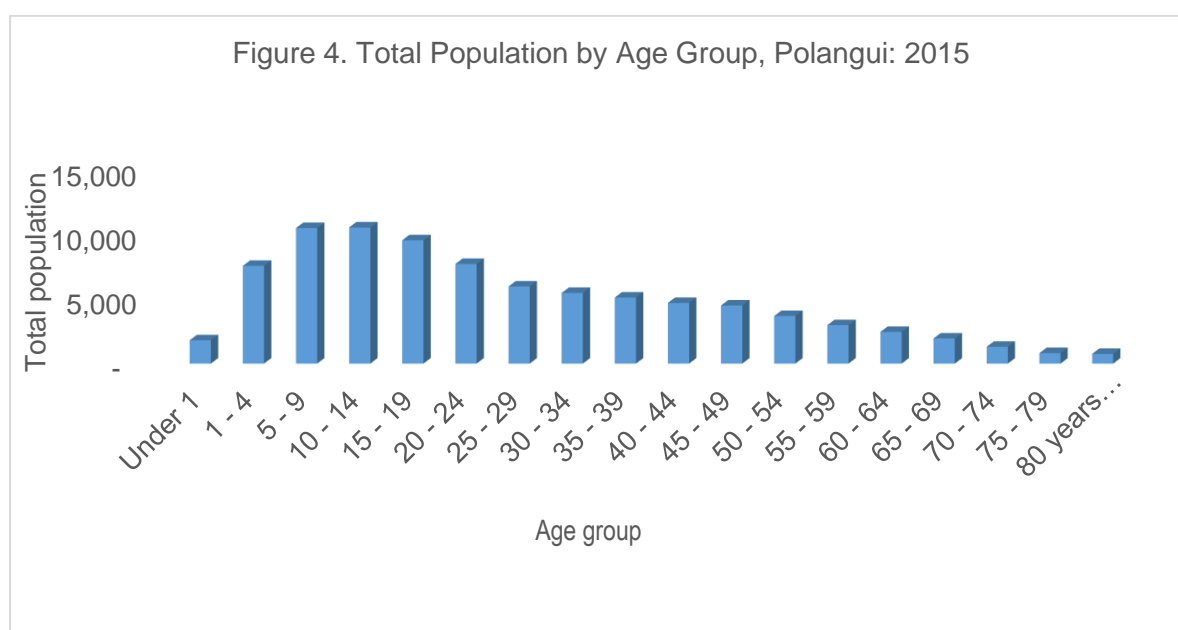
Table 1. Household Population of Polangui by Age Group: 2015

Age Group	Total	Percent
All Ages	88,221	100.00
Under 1	1,828	2.07
1 - 4	7,648	8.67
5 - 9	10,580	11.99
10 - 14	10,624	12.04
15 - 19	9,633	10.92
20 - 24	7,796	8.84
25 - 29	6,037	6.84
30 - 34	5,532	6.27
35 - 39	5,167	5.86
40 - 44	4,747	5.38
45 - 49	4,544	5.15

50 - 54	3,726	4.22
55 - 59	3,012	3.41
60 - 64	2,479	2.81
65 - 69	1,967	2.23
70 - 74	1,317	1.49
75 - 79	825	0.94
80 & over	759	0.86

Source: Philippine Statistics Authority, Census Results 1960-2015

The age-sex distribution of the population showed that children aged 10 to 14 years (12.04 percent) comprised the largest age group, followed by those in the age groups 5 to 9 years (11.99 percent) and 15 to 19 years (10.92 percent).



Source: Philippine Statistics Authority, Census Results 1960-2015

### Female outnumbered male population at age group 55 and over.

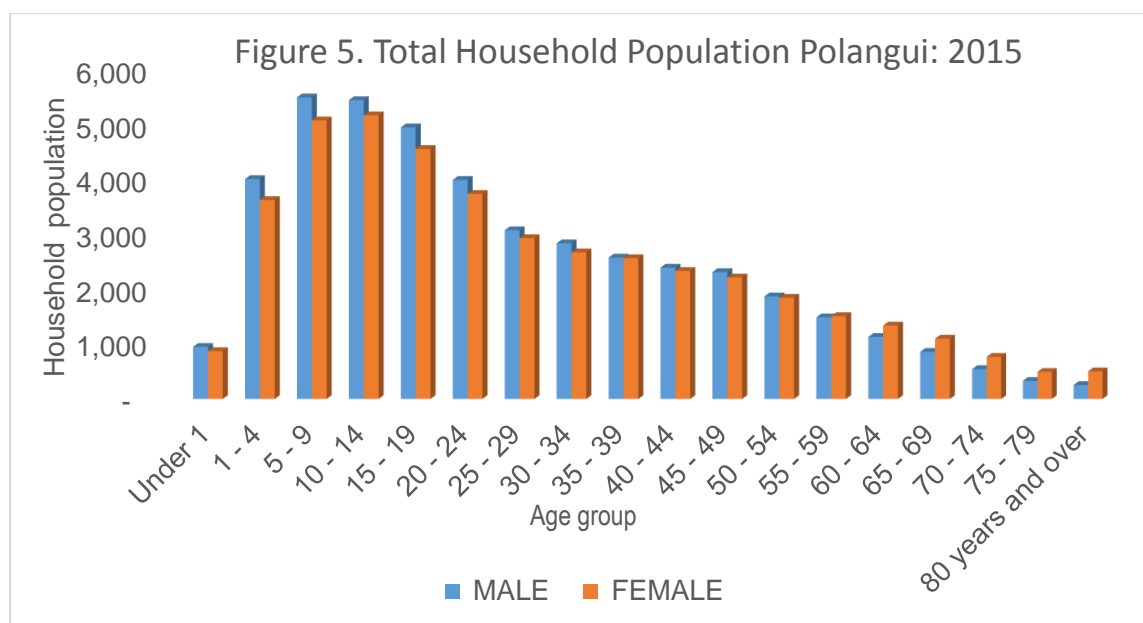
Table 2. Household Population of Polangui by 5 – Year Age Group: 2015

Age Group	Both Sexes	Male	Female
All Ages	88,221	44,689	4,3532
Under 1	1,828	953	875
1 – 4	7,648	4,015	3,633
5 – 9	10,580	5,499	5,081
10 - 14	10,624	5,450	5,174
15 - 19	9,633	4,998	4,635
20 – 24	7,796	4,017	3,779
25 – 29	6,037	3,088	2,949
30 – 34	5,532	2,848	2,684
35 – 39	5,167	2,591	2,576
40 – 44	4,747	2,405	2,342
45 – 49	4,544	2,323	2,221
50 - 54	3,726	1,876	1,850

55 – 59	3,012	1,497	1,515
60 – 64	2,479	1,134	1,345
65 - 69	1,967	863	1,104
70 - 74	1,317	547	770
75 - 79	825	330	495
80 & over	759	255	504

Source: Philippine Statistics Authority, Census Results 1960-2015

At age group 55 and over, female outnumbered male as compared to age group 54 and below where male dominates over the female population.



Source: Philippine Statistics Authority, Census Results 1960-2015

### More females have higher levels of education

Of the household population aged five years and over, 37 percent had attended or completed elementary education, 36.2 percent had reached or finished high school, 8.8 percent were college undergraduates, and 9.7 percent were academic degree holders. Among those with academic degree, the females (56.1 percent) outnumbered the males (43.9 percent). Similarly, more females (62.7 percent) than males (37.3 percent) had pursued post baccalaureate courses.

Table 3. Total Population 5 years old and over by Highest Grade Completed, by Sex Polangui: 2015

	Total	Male	Female
Both Sexes	78,745	39,721	39,024
Elementary	29,442	15,394	14,048
High School	28,474	14,748	13,726
Post-Secondary	1,936	692	1,244
College Undergraduate	6,930	3,305	3,625

Academic Degree Holder	7,364	3,235	4,129
Post Baccalaureate	110	41	69

Source: Philippine Statistics Authority, Census Results 1960-2015

### More than half of the household population are of voting age

The voting-age population (18 years and over) accounted for 51,520 persons or 58.4 percent of the total population of the municipality of Polangui in 2015,

### Senior citizens constitute 9.1 percent of the household population

People who are regarded as senior citizen are those aged 60 years old and over. In Polangui, 7,347 persons or 8.3 percent of the 88,221 total population in 2015. Among the senior citizens, males (57.4 percent) outnumbered the females (42.6 percent).

### Dependency ratio decreased from 69 dependents per 100 persons in the working age group

The overall dependency ratio of Polangui in 2015 was 67, which indicates that for every 100 working-age population, there were about 67 dependents (58 young dependents and 9 old dependents, down from 69 dependents in 2010).



### More males than females among the never-married persons

Of the total population 10 years old and over, 46.7 percent was never married while 39.9 percent was married. The rest of the total population was categorized as follows: in common law/live-in marital arrangement, widowed, divorced and unknown marital status with 13.4 percent.

### Average household size in 2015 was 4.8 persons

The number of households in Polangui in 2015 was recorded at 18,313, higher by 1,340 households compared with the 16,973 households posted in 2010.

The average household size in 2015 was 4.8 persons, same as the average household size in 2010.



Table 4. Household Population, Number of Households, and Average Household Size  
Polangui: 2010 and 2015

Census Year	Household Population	Number of Households	Average Household Size
2015	87,996	18,313	4.8
2010	82,234	16,973	4.8

*Source: Philippine Statistics Authority, Census Results 1960-2015*

**CECIL G. BRONDIAL**  
Chief Statistical Specialist