

# 2020 VIRAC VITAL STATISTICS

## BIRTH STATISTICS

2019

**1,332**

BABIES BORN

**2,943**

Actual Births, by Sex

2019

698 or 52%



2020

563 or 48%



634 or 48%

605 or 52%

Actual Births, by Place Type

2019

1,325 or 99.4%



2020

1,164 or 99.7%



1 or 0.1%

3 or 0.3%

6 or 0.5% OTHERS

1 or 0.1%

2020

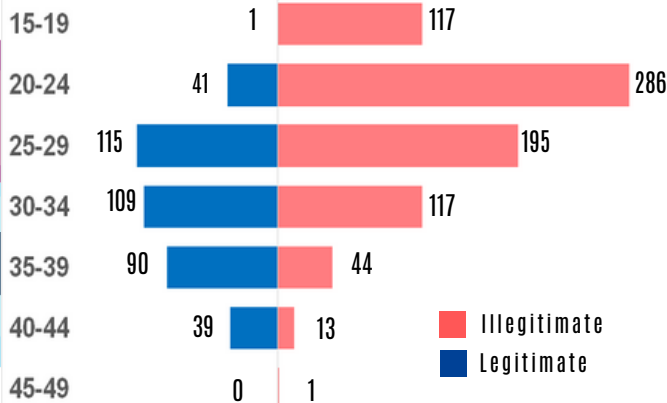
**1,168**

BABIES BORN

**2,319**

### REGISTERED BIRTHS

Legitimacy Status, by Age Group of Mother



REGISTERED BIRTHS  
Current Births, by Place of Registration and Residence of Mother

PROVINCE / MUNICIPALITY	PLACE OF REGISTRATION	RESIDENCE
<b>CATANDUANES</b>	<b>4125</b>	<b>4114</b>
Bagamanoc	0	141
Baras	26	163
Bato	271	342
Caramoran	159	480
Gigmoto	129	165
Pandan	454	330
Panganiban	9	132
San Andres	355	596
San Miguel	2	252
Viga	499	345
Virac	2221	1168
Other Province/Country	0	11
<b>TOTAL</b>	<b>4125</b>	<b>4125</b>

## Death Statistics

2019

**473**

DEATHS

**859**

Top 3 Causes of Death, by Sex

MALE

- Intracerebral Hemorrhage in hemisphere, Unspecified
- Secondary Hypertension, Unspecified
- Non-Insulin-Dependent Diabetes Mellitus, Without Complications

FEMALE

- Intracerebral Hemorrhage in hemisphere, Unspecified
- Pneumonia, Unspecified
- Acute Myocardial Infarction, Unspecified

2020

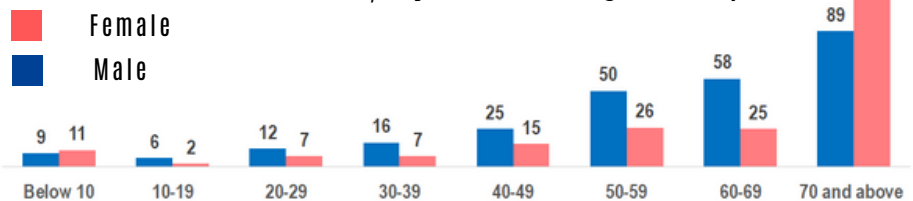
**483**

DEATHS

**787**

### REGISTERED DEATHS

Actual Deaths, by Sex and Age Group



### REGISTERED DEATHS

Deaths, by Cause

2019	2020
31	FETAL 34
9	INFANT 12
2	MATERNAL 3
1	EXTERNAL 0

## MARRIAGE STATISTICS

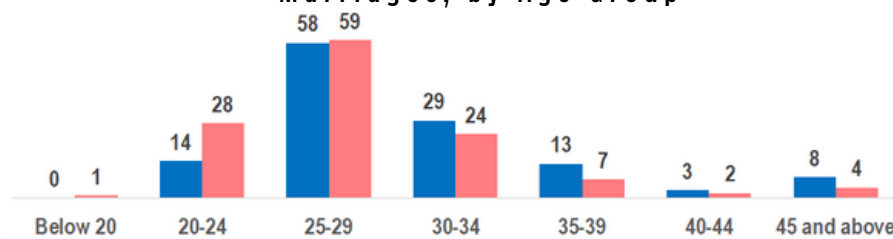
2019

**297**

MARRIAGES

**351**

Marriages, by Age Group



2020

**125**

MARRIAGES

**151**

### REGISTERED MARRIAGES

Marriages, by Place Type

2019

172 or 58%



2020

43 or 34%

114 or 38%



77 or 62%

11 or 4%

OTHERS

5 or 4%



### IMPORTANT NOTE:

- Birth Statistics was based on the residence of mother while Death Statistics was based on the residence of the deceased not on where the event occurred.