


FY 2018 MONTHLY DISBURSEMENT PROGRAM
(In Thousand Pesos)

Department : National Economic and Development Authority (NEDA)
 Agency : Philippine Statistics Authority
 Operating Unit : Regional Statistical Services Office - V
 Organization Code (UACS) : 240080300005
 Report Status : SUBMITTED

Particulars	UACS CODE	Total Programs	Tax Rem Advice (TRA)	Net Program	Full Year Requirement																
					Quarter 1				Quarter 2				Quarter 3				Quarter 4				Full Year
					Jan	Feb	March	Sub Total	April	May	June	Sub Total	July	Aug	Sep	Sub Total	Oct	Nov	Dec	Sub Total	Total
1	2	3	4	5	6	7	8	9=6+7+8	10	11	12	13=10+11+12	14	15	16	17=14+15+16	18	19	20	21=18+19+20	22
Part A		122,392	6,803	115,589	7,871	7,261	7,362	22,494	8,518	10,576	7,380	26,474	32,674	3,734	3,265	39,673	26,948			26,948	115,589
I. NOTICE OF CASH ALLOCATION		122,392	6,803	115,589	7,871	7,261	7,362	22,494	8,518	10,576	7,380	26,474	32,674	3,734	3,265	39,673	26,948			26,948	115,589
A. FISCAL YEAR'S (FY) BUDGET		122,392	6,803	115,589	7,871	7,261	7,362	22,494	8,518	10,576	7,380	26,474	32,674	3,734	3,265	39,673	26,948			26,948	115,589
New General Appropriations		118,973	6,803	112,170	7,480	6,870	6,971	21,321	8,127	10,185	6,989	25,301	32,283	3,343	2,974	38,600	26,948			26,948	112,170
COMPREHENSIVE RELEASE		118,973	6,803	112,170	7,480	6,870	6,971	21,321	8,127	10,185	6,989	25,301	32,283	3,343	2,974	38,600	26,948			26,948	112,170
Current Year		118,973	6,803	112,170	7,480	6,870	6,971	21,321	8,127	10,185	6,989	25,301	32,283	3,343	2,974	38,600	26,948			26,948	112,170
Specific Budgets of National Government Agencies	01101101	118,973	6,803	112,170	7,480	6,870	6,971	21,321	8,127	10,185	6,989	25,301	32,283	3,343	2,974	38,600	26,948			26,948	112,170
PS		37,889	2,749	35,140	3,389	3,389	3,389	10,167	4,031	6,669	3,390	14,090	3,390	2,974	2,974	9,338	1,545			1,545	35,140
MOOE		27,604	1,380	26,224	4,091	3,481	3,582	11,154	4,096	3,516	3,599	11,211	3,490	369		3,859					26,224
CO		53,480	2,674	50,806									25,403			25,403	25,403			25,403	50,806
Automatic Appropriations		3,419		3,419	391	391	391	1,173	391	391	391	1,173	391	391	291	1,073					3,419
COMPREHENSIVE RELEASE		3,419		3,419	391	391	391	1,173	391	391	391	1,173	391	391	291	1,073					3,419
Current Year		3,419		3,419	391	391	391	1,173	391	391	391	1,173	391	391	291	1,073					3,419
Retirement and Life Insurance Premiums	01104102	3,419		3,419	391	391	391	1,173	391	391	391	1,173	391	391	291	1,073					3,419
PS		3,419		3,419	391	391	391	1,173	391	391	391	1,173	391	391	291	1,073					3,419
TOTAL PROGRAM, FY BUDGET		122,392	6,803	115,589	7,871	7,261	7,362	22,494	8,518	10,576	7,380	26,474	32,674	3,734	3,265	39,673	26,948			26,948	115,589
PS		41,308	2,749	38,559	3,780	3,780	3,780	11,340	4,422	7,060	3,781	15,263	3,781	3,365	3,265	10,411	1,545			1,545	38,559
MOOE		27,604	1,380	26,224	4,091	3,481	3,582	11,154	4,096	3,516	3,599	11,211	3,490	369		3,859					26,224
CO		53,480	2,674	50,806									25,403			25,403	25,403			25,403	50,806
TOTAL NCA PROGRAM		122,392	6,803	115,589	7,871	7,261	7,362	22,494	8,518	10,576	7,380	26,474	32,674	3,734	3,265	39,673	26,948			26,948	115,589

Particulars	UACS CODE	Total Programs	Tax Rem Advice (TRA)	Net Program	Full Year Requirement																	
					Quarter 1				Quarter 2				Quarter 3				Quarter 4				Full Year	
					Jan	Feb	March	Sub Total	April	May	June	Sub Total	July	Aug	Sep	Sub Total	Oct	Nov	Dec	Sub Total	Total	
1	2	3	4	5	6	7	8	9=6+7+8	10	11	12	13=10+11+12	14	15	16	17=14+15+16	18	19	20	21=18+19+20	22	
PS		41,308	2,749	38,559	3,780	3,780	3,780	11,340	4,422	7,060	3,781	15,263	3,781	3,365	3,265	10,411	1,545				1,545	38,559
MOOE		27,604	1,380	26,224	4,091	3,481	3,582	11,154	4,096	3,516	3,599	11,211	3,490	369		3,859						26,224
CO		53,480	2,674	50,806												25,403					25,403	50,806
IV. TAX REMITTANCE ADVICE			6,803																			
PS			2,749																			
MOOE			1,380																			
CO			2,674																			
VI. TOTAL DISBURSEMENT PROGRAM		122,392	6,803	115,589	7,871	7,261	7,362	22,494	8,518	10,576	7,380	26,474	32,674	3,734	3,265	39,673	26,948				26,948	115,589
PS		41,308	2,749	38,559	3,780	3,780	3,780	11,340	4,422	7,060	3,781	15,263	3,781	3,365	3,265	10,411	1,545				1,545	38,559
MOOE		27,604	1,380	26,224	4,091	3,481	3,582	11,154	4,096	3,516	3,599	11,211	3,490	369		3,859						26,224
CO		53,480	2,674	50,806												25,403					25,403	50,806


Prepared By:


 Gualberto, Hazel

Budget Officer

Date: 06/Nov/2017


In Coordination With:


 Castaeda, Jordan

Accountant

Date: 06/Nov/2017

Approved By:


 PERDEZ, CYNTHIA L.

Agency Head

Date: 08/Nov/2017

This report was generated using the Unified Reporting System on 08/11/2017 17:51

BED Level: 01 - Agency Submission (NEP)