

FY 2021 MONTHLY DISBURSEMENT PROGRAM

(In Thousand Pesos)

Department: National Economic and Development Authority (NEDA)
 Agency: Philippine Statistics Authority
 Operating Unit: Regional Statistical Services Office - V
 Organization Code (UACS) : 24 008 0300005


Particulars	UACS CODE	Total Programs	Tax Rem Advice (TRA)	Net Program	Full Year Requirement																	
					QUARTER 1				QUARTER 2				QUARTER 3				QUARTER 4				Full Year	
					Jan	Feb	March	Sub Total	April	May	June	Sub Total	July	Aug	Sept	Sub Total	Oct	Nov	Dec	Sub Total	Total	
1	2	3	4	5	6	7	8	9=6+7+8	10	11	12	13=10+11+12	14	15	16	17=14+15+16	18	19	20	21=18+19+20	22	
PART A																						
I. NOTICE OF CASH ALLOCATION		95,042	4,162	90,880	7,445	7,266	7,029	21,740	8,046	10,445	7,034	25,525	7,432	6,929	6,805	21,166	7,946	10,664	3,839	22,449	90,880	
A. Fiscal Year's (FY) Budget		95,042	4,162	90,880	7,445	7,266	7,029	21,740	8,046	10,445	7,034	25,525	7,432	6,929	6,805	21,166	7,946	10,664	3,839	22,449	90,880	
New GAA		90,614	4,162	86,452	7,049	6,870	6,633	20,552	7,650	10,049	6,638	24,337	7,036	6,533	6,409	19,978	7,550	10,268	3,767	21,585	86,452	
COMPREHENSIVE RELEASE		90,614	4,162	86,452	7,049	6,870	6,633	20,552	7,650	10,049	6,638	24,337	7,036	6,533	6,409	19,978	7,550	10,268	3,767	21,585	86,452	
Specific Budgets of National Government	1 01 101	90,614	4,162	86,452	7,049	6,870	6,633	20,552	7,650	10,049	6,638	24,337	7,036	6,533	6,409	19,978	7,550	10,268	3,767	21,585	86,452	
PS		48,052	2,951	45,101	3,341	3,341	3,341	10,023	3,875	6,643	3,366	13,884	3,341	3,341	3,346	10,028	3,347	7,100	719	11,166	45,101	
MOOE		42,562	1,211	41,351	3,708	3,529	3,292	10,529	3,775	3,406	3,272	10,453	3,695	3,192	3,063	9,950	4,203	3,168	3,048	10,419	41,351	
FOR LATER RELEASE		0	0	0	0	0	0	0	0	0	0	0	0	0	0	0	0	0	0	0	0	
Specific Budgets of National Government	1 01 101	0	0	0	0	0	0	0	0	0	0	0	0	0	0	0	0	0	0	0	0	
PS		0	0	0	0	0	0	0	0	0	0	0	0	0	0	0	0	0	0	0	0	
MOOE		0	0	0	0	0	0	0	0	0	0	0	0	0	0	0	0	0	0	0	0	
Automatic Appropriation		4,428	0	4,428	396	396	396	1,188	396	396	396	1,188	396	396	396	1,188	396	396	72	864	4,428	
Retirement and Life Insurance Premiums	1 04 102	4,428	0	4,428	396	396	396	1,188	396	396	396	1,188	396	396	396	1,188	396	396	72	864	4,428	
PS		4,428	0	4,428	396	396	396	1,188	396	396	396	1,188	396	396	396	1,188	396	396	72	864	4,428	
TOTAL NCA PROGRAM		95,042	4,162	90,880	7,445	7,266	7,029	21,740	8,046	10,445	7,034	25,525	7,432	6,929	6,805	21,166	7,946	10,664	3,839	22,449	90,880	
PS		52,480	2,951	49,529	3,737	3,737	3,737	11,211	4,271	7,039	3,762	15,072	3,737	3,737	3,742	11,216	3,743	7,496	791	12,030	49,529	
MOOE		42,562	1,211	41,351	3,708	3,529	3,292	10,529	3,775	3,406	3,272	10,453	3,695	3,192	3,063	9,950	4,203	3,168	3,048	10,419	41,351	
FinEx		0	0	0	0	0	0	0	0	0	0	0	0	0	0	0	0	0	0	0	0	
CO		0	0	0	0	0	0	0	0	0	0	0	0	0	0	0	0	0	0	0	0	
IV. TAX REMITTANCE ADVICE		0	4,162	4,162	371	373	365	1,109	376	365	365	1,106	377	358	354	1,089	360	360	138	858	4,162	
PS		0	2,951	2,951	264	264	264	792	264	264	264	792	264	264	264	792	264	264	47	575	2,951	
MOOE		0	1,211	1,211	107	109	101	317	112	101	101	314	113	94	90	297	96	96	91	283	1,211	
V. TOTAL DISBURSEMENT PROGRAM		95,042	4,162	90,880	7,816	7,639	7,394	22,849	8,422	10,810	7,399	26,631	7,809	7,287	7,159	22,255	8,306	11,024	3,977	23,307	95,042	

This report was generated using the Unified Reporting System on BED Level: 01 - Agency Submission (NEP) ; Status : Submitted


Department: National Economic and Development Authority (NEDA)
 Agency: Philippine Statistics Authority
 Operating Unit: Regional Statistical Services Office - V
 Organization Code (UACS): 24 008 0300005

Particulars	UACS CODE	Total Programs	Tax Rem Advice (TRA)	Net Program	Full Year Requirement																
					QUARTER 1				QUARTER 2				QUARTER 3				QUARTER 4				Full Year
					Jan	Feb	March	Sub Total	April	May	June	Sub Total	July	Aug	Sept	Sub Total	Oct	Nov	Dec	Sub Total	Total
1	2	3	4	5	6	7	8	9=6+7+8	10	11	12	13=10+11+12	14	15	16	17=14+15+16	18	19	20	21=18+19+20	22
PS		52,480	2,951	49,529	4,001	4,001	4,001	12,003	4,535	7,303	4,026	15,864	4,001	4,001	4,006	12,008	4,007	7,760	838	12,605	52,480
MOOE		42,562	1,211	41,351	3,815	3,638	3,393	10,846	3,887	3,507	3,373	10,767	3,808	3,286	3,153	10,247	4,299	3,264	3,139	10,702	42,562
FinEx		0	0	0	0	0	0	0	0	0	0	0	0	0	0	0	0	0	0	0	0
CO		0	0	0	0	0	0	0	0	0	0	0	0	0	0	0	0	0	0	0	0


Prepared By / Certified Correct :


 HAZEL F. GUALBERTO
 Budget Officer
 Date: 2020-11-20 18:03:07.0

In coordination with / Certified Correct :


 JORDAN CASTAÑEDA
 Accountant III
 Date: 2020-11-20 18:03:07.0

Approved By :


 CYNTHIA L. PERDIZ
 Regional Director
 Date: 2020-11-20 18:03:07.0