


STATEMENT OF APPROPRIATIONS, ALLOTMENTS, OBLIGATIONS, DISBURSEMENTS AND BALANCES

As at the Quarter Ending June 30, 2020

Department : National Economic and Development Authority (NEDA)
 Agency/Entity : Philippine Statistics Authority
 Operating Unit : Regional Statistical Services Office - V
 Organization Code : 24 008 0300005
 Fund Cluster : 01 Regular Agency Fund



X

(e.g. UACS Fund Cluster: 01-Regular Agency Fund, 02-Foreign Assisted Projects Fund, 03-Special Account-Locally Funded/Domestic Grants Fund, and 04-Special Account-Foreign Assisted/Foreign Grants Fund)


Particulars	UACS CODE	Appropriations		Allotments						Current Year Obligations					Current Year Disbursements				Balances				
		Authorized Appropriations	Adjustments (Transfer To/From, Modifications/)	Adjusted Appropriations	Allotments Received	Adjustments (Reductions, Modifications/ Augmentations/)	Transfer To	Transfer From	Adjusted Total Allotments	1st Quarter Ending March 31	2nd Quarter Ending June 30	3rd Quarter Ending Sept. 30	4th Quarter Ending Dec. 31	TOTAL	1st Quarter Ending March 31	2nd Quarter Ending June 30	3rd Quarter Ending Sept. 30	4th Quarter Ending Dec. 31	TOTAL	Unreleased Appro	Unobligated Allotments	Unpaid Obligations (15-20)+(23+24)	
																						Due and Demandable	Not Yet Due and Demandable
1	2	3	4	5=(3+4)	6	7	8	9	10=[(6+)-(7)-8+9]	11	12	13	14	15=[(11+12+13+14)]	16	17	18	19	20=[(16+17+18+19)]	21	22	23	24
I. Agency Specific Budget		80,825,000.00	0.00	80,825,000.00	80,825,000.00	0.00	0.00	0.00	80,825,000.00	20,330,832.33	34,113,173.55	0.00	0.00	54,444,005.88	20,330,832.33	34,113,173.55	0.00	0.00	54,444,005.88	0.00	26,380,994.12	0.00	0.00
General Administration and Support	1000000000000000	26,866,000.00	0.00	26,866,000.00	26,866,000.00	0.00	0.00	0.00	26,866,000.00	7,447,659.92	14,886,073.18	0.00	0.00	22,333,733.10	7,447,659.92	14,886,073.18	0.00	0.00	22,333,733.10	0.00	4,532,266.90	0.00	0.00
General management and supervision	100000100001000	26,866,000.00	0.00	26,866,000.00	26,866,000.00	0.00	0.00	0.00	26,866,000.00	7,447,659.92	14,886,073.18	0.00	0.00	22,333,733.10	7,447,659.92	14,886,073.18	0.00	0.00	22,333,733.10	0.00	4,532,266.90	0.00	0.00
PS		2,026,000.00	0.00	2,026,000.00	2,026,000.00	0.00	0.00	0.00	2,026,000.00	421,191.21	561,204.55	0.00	0.00	982,395.76	421,191.21	561,204.55	0.00	0.00	982,395.76	0.00	1,043,604.24	0.00	0.00
MOOE		24,840,000.00	0.00	24,840,000.00	24,840,000.00	0.00	0.00	0.00	24,840,000.00	7,026,468.71	14,324,868.63	0.00	0.00	21,351,337.34	7,026,468.71	14,324,868.63	0.00	0.00	21,351,337.34	0.00	3,488,662.66	0.00	0.00
Sub-Total, General Administration and Support		26,866,000.00	0.00	26,866,000.00	26,866,000.00	0.00	0.00	0.00	26,866,000.00	7,447,659.92	14,886,073.18	0.00	0.00	22,333,733.10	7,447,659.92	14,886,073.18	0.00	0.00	22,333,733.10	0.00	4,532,266.90	0.00	0.00
PS		2,026,000.00	0.00	2,026,000.00	2,026,000.00	0.00	0.00	0.00	2,026,000.00	421,191.21	561,204.55	0.00	0.00	982,395.76	421,191.21	561,204.55	0.00	0.00	982,395.76	0.00	1,043,604.24	0.00	0.00
MOOE		24,840,000.00	0.00	24,840,000.00	24,840,000.00	0.00	0.00	0.00	24,840,000.00	7,026,468.71	14,324,868.63	0.00	0.00	21,351,337.34	7,026,468.71	14,324,868.63	0.00	0.00	21,351,337.34	0.00	3,488,662.66	0.00	0.00
FinEx (if Applicable)		0.00	0.00	-	0.00	0.00	0.00	0.00	-	0.00	0.00	0.00	0.00	-	0.00	0.00	0.00	0.00	-	0.00	-	0.00	0.00
CO		0.00	0.00	-	0.00	0.00	0.00	0.00	-	0.00	0.00	0.00	0.00	-	0.00	0.00	0.00	0.00	-	0.00	-	0.00	0.00
Operations	3000000000000000	53,959,000.00	0.00	53,959,000.00	53,959,000.00	0.00	0.00	0.00	53,959,000.00	12,883,172.41	19,227,100.37	0.00	0.00	32,110,272.78	12,883,172.41	19,227,100.37	0.00	0.00	32,110,272.78	0.00	21,848,727.22	0.00	0.00
OO: Relevant and accessible statistics provided for evidence-based decision making		46,237,000.00	0.00	46,237,000.00	46,237,000.00	0.00	0.00	0.00	46,237,000.00	11,016,464.36	17,463,235.86	0.00	0.00	28,479,700.22	11,016,464.36	17,463,235.86	0.00	0.00	28,479,700.22	0.00	17,572,299.78	0.00	0.00
NATIONAL STATISTICS DEVELOPMENT PROGRAM		45,927,000.00	0.00	45,927,000.00	45,927,000.00	0.00	0.00	0.00	45,927,000.00	11,016,464.36	17,460,453.86	0.00	0.00	28,476,918.22	11,016,464.36	17,460,453.86	0.00	0.00	28,476,918.22	0.00	17,450,081.78	0.00	0.00
Conduct of Censuses and Surveys on the Agriculture, Fisheries, Industry and Services Sectors	310100100001000	39,151,000.00	0.00	39,151,000.00	39,151,000.00	0.00	0.00	0.00	39,151,000.00	8,569,000.11	14,984,714.91	0.00	0.00	23,553,715.02	8,569,000.11	14,984,714.91	0.00	0.00	23,553,715.02	0.00	15,597,284.98	0.00	0.00
PS		32,229,000.00	0.00	32,229,000.00	32,229,000.00	0.00	0.00	0.00	32,229,000.00	6,348,257.18	11,078,275.74	0.00	0.00	17,426,532.92	6,348,257.18	11,078,275.74	0.00	0.00	17,426,532.92	0.00	14,802,467.08	0.00	0.00
MOOE		6,922,000.00	0.00	6,922,000.00	6,922,000.00	0.00	0.00	0.00	6,922,000.00	2,220,742.93	3,906,439.17	0.00	0.00	6,127,182.10	2,220,742.93	3,906,439.17	0.00	0.00	6,127,182.10	0.00	794,817.90	0.00	0.00
Conduct of Household-based Censuses and Surveys	310100100002000	6,776,000.00	0.00	6,776,000.00	6,776,000.00	0.00	0.00	0.00	6,776,000.00	2,447,464.25	2,475,738.95	0.00	0.00	4,923,203.20	2,447,464.25	2,475,738.95	0.00	0.00	4,923,203.20	0.00	1,852,796.80	0.00	0.00
PS		5,786,000.00	0.00	5,786,000.00	5,786,000.00	0.00	0.00	0.00	5,786,000.00	1,910,511.25	2,113,438.69	0.00	0.00	4,023,949.94	1,910,511.25	2,113,438.69	0.00	0.00	4,023,949.94	0.00	1,762,050.06	0.00	0.00
MOOE		990,000.00	0.00	990,000.00	990,000.00	0.00	0.00	0.00	990,000.00	536,953.00	362,300.26	0.00	0.00	899,253.26	536,953.00	362,300.26	0.00	0.00	899,253.26	0.00	90,746.74	0.00	0.00
STATISTICAL POLICY AND COORDINATION PROGRAM		310,000.00	0.00	310,000.00	310,000.00	0.00	0.00	0.00	310,000.00	0.00	2,782.00	0.00	0.00	2,782.00	0.00	2,782.00	0.00	0.00	2,782.00	0.00	307,218.00	0.00	0.00
Coordination of Statistical Activities at the National and Local Levels	310200100003000	310,000.00	0.00	310,000.00	310,000.00	0.00	0.00	0.00	310,000.00	0.00	2,782.00	0.00	0.00	2,782.00	0.00	2,782.00	0.00	0.00	2,782.00	0.00	307,218.00	0.00	0.00
MOOE		310,000.00	0.00	310,000.00	310,000.00	0.00	0.00	0.00	310,000.00	0.00	2,782.00	0.00	0.00	2,782.00	0.00	2,782.00	0.00	0.00	2,782.00	0.00	307,218.00	0.00	0.00
OO: Citizen's access to social services facilitated		7,722,000.00	0.00	7,722,000.00	7,722,000.00	0.00	0.00	0.00	7,722,000.00	1,866,708.05	1,783,864.51	0.00	0.00	3,630,572.56	1,866,708.05	1,783,864.51	0.00	0.00	3,630,572.56	0.00	4,091,427.44	0.00	0.00
CIVIL REGISTRATION PROGRAM		7,722,000.00	0.00	7,722,000.00	7,722,000.00	0.00	0.00	0.00	7,722,000.00	1,866,708.05	1,783,864.51	0.00	0.00	3,630,572.56	1,866,708.05	1,783,864.51	0.00	0.00	3,630,572.56	0.00	4,091,427.44	0.00	0.00
Processing and Archiving of Civil Registry Documents	320100100001000	7,722,000.00	0.00	7,722,000.00	7,722,000.00	0.00	0.00	0.00	7,722,000.00	1,866,708.05	1,783,864.51	0.00	0.00	3,630,572.56	1,866,708.05	1,783,864.51	0.00	0.00	3,630,572.56	0.00	4,091,427.44	0.00	0.00
PS		6,522,000.00	0.00	6,522,000.00	6,522,000.00	0.00	0.00	0.00	6,522,000.00	1,350,629.40	1,715,305.11	0.00	0.00	3,065,934.51	1,350,629.40	1,715,305.11	0.00	0.00	3,065,934.51	0.00	3,456,065.49	0.00	0.00

Department : National Economic and Development Authority (NEDA)
 Agency/Entity : Philippine Statistics Authority
 Operating Unit : Regional Statistical Services Office - V
 Organization Code : 24 008 0300005
 Fund Cluster : 01 Regular Agency Fund
 (e.g. UACS Fund Cluster: 01-Regular Agency Fund, 02-Foreign Assisted Projects Fund, 03-Special Account-Locally Funded/Domestic Grants Fund, and 04-Special Account-Foreign Assisted/Foreign Grants Fund)


X

Particulars	UACS CODE	Appropriations		Allotments						Current Year Obligations					Current Year Disbursements					Balances				
		Authorized Appropriations	(Transfer To/From, Modifications)	Adjusted Appropriations	Allotments Received	Adjustments (Reductions, Modifications/ Augmentations)	Transfer To	Transfer From	Adjusted Total Allotments	1st Quarter Ending March 31	2nd Quarter Ending June 30	3rd Quarter Ending Sept. 30	4th Quarter Ending Dec. 31	TOTAL	1st Quarter Ending March 31	2nd Quarter Ending June 30	3rd Quarter Ending Sept. 30	4th Quarter Ending Dec. 31	TOTAL	Unreleased Appro	Unobligated Allotments	Unpaid Obligations (15-20)=(23+24)		
		3	4	5=(3+4)	6	7	8	9	10=[(6+(-)7)-8+9]	11	12	13	14	15=(11+12+13+14)	16	17	18	19	20=(16+17+18+19)	21	22	23	24	
MOOE		1,200,000.00	0.00	1,200,000.00	1,200,000.00	0.00	0.00	0.00	1,200,000.00	516,078.65	48,559.40	0.00	0.00	564,638.05	516,078.65	48,559.40	0.00	0.00	564,638.05	0.00	635,361.95	0.00	0.00	
Sub-Total, Operations		53,959,000.00	0.00	53,959,000.00	53,959,000.00	0.00	0.00	0.00	53,959,000.00	12,883,172.41	19,227,100.37	0.00	0.00	32,110,272.78	12,883,172.41	19,227,100.37	0.00	0.00	32,110,272.78	0.00	21,848,727.22	0.00	0.00	
PS		44,537,000.00	0.00	44,537,000.00	44,537,000.00	0.00	0.00	0.00	44,537,000.00	9,609,397.83	14,907,019.54	0.00	0.00	24,516,417.37	9,609,397.83	14,907,019.54	0.00	0.00	24,516,417.37	0.00	20,020,582.83	0.00	0.00	
MOOE		9,422,000.00	0.00	9,422,000.00	9,422,000.00	0.00	0.00	0.00	9,422,000.00	3,273,774.58	4,320,080.83	0.00	0.00	7,593,855.41	3,273,774.58	4,320,080.83	0.00	0.00	7,593,855.41	0.00	1,828,144.59	0.00	0.00	
FinEx (if Applicable)		0.00	0.00	0.00	0.00	0.00	0.00	0.00	0.00	0.00	0.00	0.00	0.00	0.00	0.00	0.00	0.00	0.00	0.00	0.00	0.00	0.00	0.00	
CO		0.00	0.00	0.00	0.00	0.00	0.00	0.00	0.00	0.00	0.00	0.00	0.00	0.00	0.00	0.00	0.00	0.00	0.00	0.00	0.00	0.00	0.00	
Sub-Total, I. Agency Specific Budget		80,825,000.00	0.00	80,825,000.00	80,825,000.00	0.00	0.00	0.00	80,825,000.00	20,330,832.33	34,113,173.55	0.00	0.00	54,444,005.88	20,330,832.33	34,113,173.55	0.00	0.00	54,444,005.88	0.00	26,380,994.12	0.00	0.00	
PS		46,563,000.00	0.00	46,563,000.00	46,563,000.00	0.00	0.00	0.00	46,563,000.00	10,030,589.04	15,468,224.09	0.00	0.00	25,498,813.13	10,030,589.04	15,468,224.09	0.00	0.00	25,498,813.13	0.00	21,064,186.87	0.00	0.00	
MOOE		34,262,000.00	0.00	34,262,000.00	34,262,000.00	0.00	0.00	0.00	34,262,000.00	10,300,243.29	18,644,949.46	0.00	0.00	28,945,192.75	10,300,243.29	18,644,949.46	0.00	0.00	28,945,192.75	0.00	5,316,807.25	0.00	0.00	
FinEx (if Applicable)		0.00	0.00	0.00	0.00	0.00	0.00	0.00	0.00	0.00	0.00	0.00	0.00	0.00	0.00	0.00	0.00	0.00	0.00	0.00	0.00	0.00	0.00	
CO		0.00	0.00	0.00	0.00	0.00	0.00	0.00	0.00	0.00	0.00	0.00	0.00	0.00	0.00	0.00	0.00	0.00	0.00	0.00	0.00	0.00	0.00	
II. Automatic Appropriations		4,259,000.00	42,000.00	4,301,000.00	4,259,000.00	42,000.00	0.00	0.00	4,301,000.00	1,044,813.05	43,250.43	0.00	0.00	1,088,063.48	1,044,813.05	43,250.43	0.00	0.00	1,088,063.48	0.00	3,212,936.52	0.00	0.00	
Specific Budgets of National Government Agencies		4,259,000.00	42,000.00	4,301,000.00	4,259,000.00	42,000.00	0.00	0.00	4,301,000.00	1,044,813.05	43,250.43	0.00	0.00	1,088,063.48	1,044,813.05	43,250.43	0.00	0.00	1,088,063.48	0.00	3,212,936.52	0.00	0.00	
Retirement and Life Insurance Premiums		4,259,000.00	42,000.00	4,301,000.00	4,259,000.00	42,000.00	0.00	0.00	4,301,000.00	1,044,813.05	43,250.43	0.00	0.00	1,088,063.48	1,044,813.05	43,250.43	0.00	0.00	1,088,063.48	0.00	3,212,936.52	0.00	0.00	
PS		4,259,000.00	42,000.00	4,301,000.00	4,259,000.00	42,000.00	0.00	0.00	4,301,000.00	1,044,813.05	43,250.43	0.00	0.00	1,088,063.48	1,044,813.05	43,250.43	0.00	0.00	1,088,063.48	0.00	3,212,936.52	0.00	0.00	
Sub-Total II. Automatic Appropriations		4,259,000.00	42,000.00	4,301,000.00	4,259,000.00	42,000.00	0.00	0.00	4,301,000.00	1,044,813.05	43,250.43	0.00	0.00	1,088,063.48	1,044,813.05	43,250.43	0.00	0.00	1,088,063.48	0.00	3,212,936.52	0.00	0.00	
PS		4,259,000.00	42,000.00	4,301,000.00	4,259,000.00	42,000.00	0.00	0.00	4,301,000.00	1,044,813.05	43,250.43	0.00	0.00	1,088,063.48	1,044,813.05	43,250.43	0.00	0.00	1,088,063.48	0.00	3,212,936.52	0.00	0.00	
MOOE		0.00	0.00	0.00	0.00	0.00	0.00	0.00	0.00	0.00	0.00	0.00	0.00	0.00	0.00	0.00	0.00	0.00	0.00	0.00	0.00	0.00	0.00	
FinEx		0.00	0.00	0.00	0.00	0.00	0.00	0.00	0.00	0.00	0.00	0.00	0.00	0.00	0.00	0.00	0.00	0.00	0.00	0.00	0.00	0.00	0.00	
CO		0.00	0.00	0.00	0.00	0.00	0.00	0.00	0.00	0.00	0.00	0.00	0.00	0.00	0.00	0.00	0.00	0.00	0.00	0.00	0.00	0.00	0.00	
III. Special Purpose Fund		0.00	1,591,000.00	1,591,000.00	0.00	1,591,000.00	0.00	0.00	1,591,000.00	0.00	790,351.55	0.00	0.00	790,351.55	0.00	790,351.55	0.00	0.00	790,351.55	0.00	800,648.45	0.00	0.00	
Miscellaneous Personnel Benefits Fund		0.00	1,591,000.00	1,591,000.00	0.00	1,591,000.00	0.00	0.00	1,591,000.00	0.00	790,351.55	0.00	0.00	790,351.55	0.00	790,351.55	0.00	0.00	790,351.55	0.00	800,648.45	0.00	0.00	
PS		0.00	1,591,000.00	1,591,000.00	0.00	1,591,000.00	0.00	0.00	1,591,000.00	0.00	790,351.55	0.00	0.00	790,351.55	0.00	790,351.55	0.00	0.00	790,351.55	0.00	800,648.45	0.00	0.00	
Sub-Total III. Special Purpose Fund		0.00	1,591,000.00	1,591,000.00	0.00	1,591,000.00	0.00	0.00	1,591,000.00	0.00	790,351.55	0.00	0.00	790,351.55	0.00	790,351.55	0.00	0.00	790,351.55	0.00	800,648.45	0.00	0.00	
PS		0.00	1,591,000.00	1,591,000.00	0.00	1,591,000.00	0.00	0.00	1,591,000.00	0.00	790,351.55	0.00	0.00	790,351.55	0.00	790,351.55	0.00	0.00	790,351.55	0.00	800,648.45	0.00	0.00	
MOOE		0.00	0.00	0.00	0.00	0.00	0.00	0.00	0.00	0.00	0.00	0.00	0.00	0.00	0.00	0.00	0.00	0.00	0.00	0.00	0.00	0.00	0.00	
FinEx		0.00	0.00	0.00	0.00	0.00	0.00	0.00	0.00	0.00	0.00	0.00	0.00	0.00	0.00	0.00	0.00	0.00	0.00	0.00	0.00	0.00	0.00	
CO		0.00	0.00	0.00	0.00	0.00	0.00	0.00	0.00	0.00	0.00	0.00	0.00	0.00	0.00	0.00	0.00	0.00	0.00	0.00	0.00	0.00	0.00	
GRAND TOTAL		85,084,000.00	1,633,000.00	86,717,000.00	85,084,000.00	1,633,000.00	0.00	0.00	86,717,000.00	21,375,645.38	34,916,939.21	0.00	0.00	56,292,584.59	21,375,645.38	34,916,939.21	0.00	0.00	56,292,584.59	0.00	30,394,579.09	0.00	0.00	
PS		50,822,000.00	1,633,000.00	52,455,000.00	50,822,000.00	1,633,000.00	0.00	0.00	52,455,000.00	11,075,402.09	16,271,989.75	0.00	0.00	27,347,391.84	11,075,402.09	16,301,628.07	0.00	0.00	27,377,228.16	0.00	25,077,771.84	0.00	0.00	
MOOE		34,262,000.00	0.00	34,262,000.00	34,262,000.00	0.00	0.00	0.00	34,262,000.00	10,300,243.29	18,644,949.46	0.00	0.00	28,945,192.75	10,300,243.29	18,644,949.46	0.00	0.00	28,945,192.75	0.00	5,316,807.25	0.00	0.00	
Recapitulation by OO:																								
I. Agency Specific Budget		53,959,000.00	0.00	53,959,000.00	53,959,000.00	0.00	0.00	0.00	53,959,000.00	12,883,172.41	19,227,100.37	0.00	0.00	32,110,272.78	12,883,172.41	19,227,100.37	0.00	0.00	32,110,272.78	0.00	21,848,727.22	0.00	0.00	
NATIONAL STATISTICS DEVELOPMENT PROGRAM		45,927,000.00	0.00	45,927,000.00	45,927,000.00	0.00	0.00	0.00	45,927,000.00	11,016,464.36	17,460,453.86	0.00	0.00	28,476,918.22	11,016,464.36	17,460,453.86	0.00	0.00	28,476,918.22	0.00	17,450,081.78	0.00	0.00	
STATISTICAL POLICY AND COORDINATION PROGRAM		310,000.00	0.00	310,000.00	310,000.00	0.00	0.00	0.00	310,000.00	0.00	2,782.00	0.00	0.00	2,782.00	0.00	2,782.00	0.00	0.00	2,782.00	0.00	307,218.00	0.00	0.00	
CIVIL REGISTRATION PROGRAM		7,722,000.00	0.00	7,722,000.00	7,722,000.00	0.00	0.00	0.00	7,722,000.00	1,866,708.05	1,763,864.51	0.00	0.00	3,630,572.56	1,866,708.05	1,763,864.51	0.00	0.00	3,630,572.56	0.00	4,091,427.44	0.00	0.00	

Certified Correct:


 HAZEL F. GUALBERTO
 Budget Officer
 Date: July 6, 2020


Certified Correct:


 JORDAN F. CASTANEDA
 Accountant III
 Date: July 6, 2020

Recommending Approval:


 CYNTHIA L. PERDOMO
 Regional Director
 Date: July 6, 2020

Approved By:


 CLAIRE DENNIS S. MAPA
 National Statistician
 Date: