



SPECIAL RELEASE

Vital Events of Albay: January to September 2023

Date of Release: 27 March 2024

Reference No. 2024 - 006

Explanatory Note

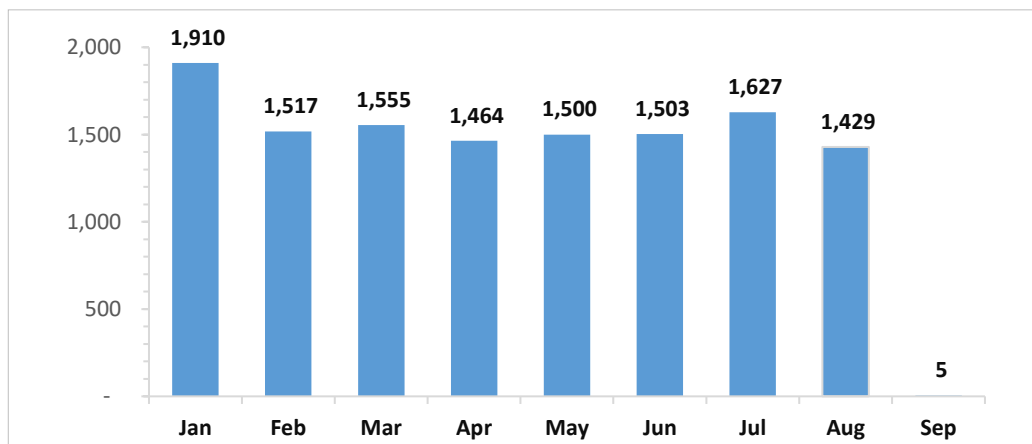
The data on the number of births, marriages, and deaths (vital events) presented in this regular monthly release were obtained from the vital events registered, either timely or belatedly, at the appropriate Office of the City/Municipal Civil Registrar throughout the country and subsequently submitted for encoding to the Office of the Civil Registrar General through the Provincial Statistical Offices (PSOs) of the Philippine Statistics Authority (PSA). The information presented includes vital events that occurred from January to August 2023 based on data files received by the PSA - Civil Registration Service (CRS) from the PSOs and has undergone initial processing as of 31 November 2023. Thus, the figures presented herein are still provisional and may differ from the final count. (1) The vital events of Filipinos abroad are not yet included in this release, but Filipinos whose usual residence is abroad and foreign nationals with vital events occurring in the country during the reference period were included in this report.

Nine births per thousand population

In January to September 2023, Albay registered 12,510 live births with 22.1 percent share in the total registered live births in Bicol Region (56,715) and 1.4 percent share in the total registered live births in the country (879,511). For this period, Albay registered a crude birth rate of 8.7 or 9 births per thousand population.¹

Compared with the number from the preceding year given the same period, the number of registered live births decreased from 14,962 live births in 2022. On the average, 34 babies were born daily and approximately two (2) babies were born per hour.

Figure 1. Number of Registered Live Births by Month, Albay: January to September 2023



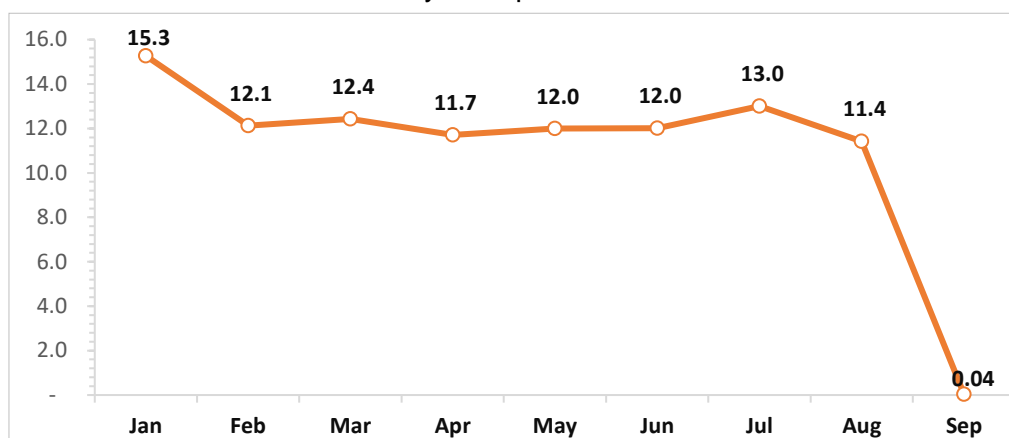
Source: Philippine Statistics Authority, Provisional as of 30 November 2023

¹Population estimate used was taken from the updated population projections based on the 2015 Census of Population available at www.psa.gov.ph/statistics/census/projected-population

Most number of births registered in January

In January to September 2023, most registered births occurred in January 2023 with 15.3 percent share (1,910) in the total births of the province. Followed by July with 13.0 percent (1,627) and March with 12.4 percent share (1,555). On the other hand, 0.04 percent or five (5) live births were registered in September.

Figure 2. Number of Percent Share of Registered Live Births by Month, Albay: January to September 2023

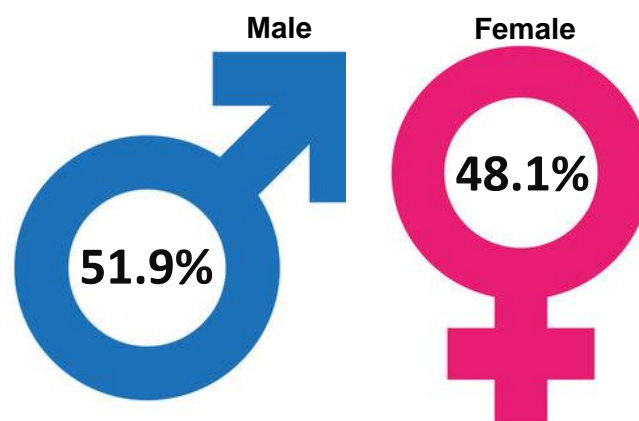


Source: Philippine Statistics Authority, Provisional as of 30 November 2023

More males were born than females

In January to September 2023, out of 12,510 registered live births, 51.9 percent are males (6,487) and 48.1 percent are females (6,023). This results to a sex ratio at birth of 108 males at birth per 100 females.

Figure 3: Percent Share of Registered Live Birth by Sex, Albay: January to September 2023



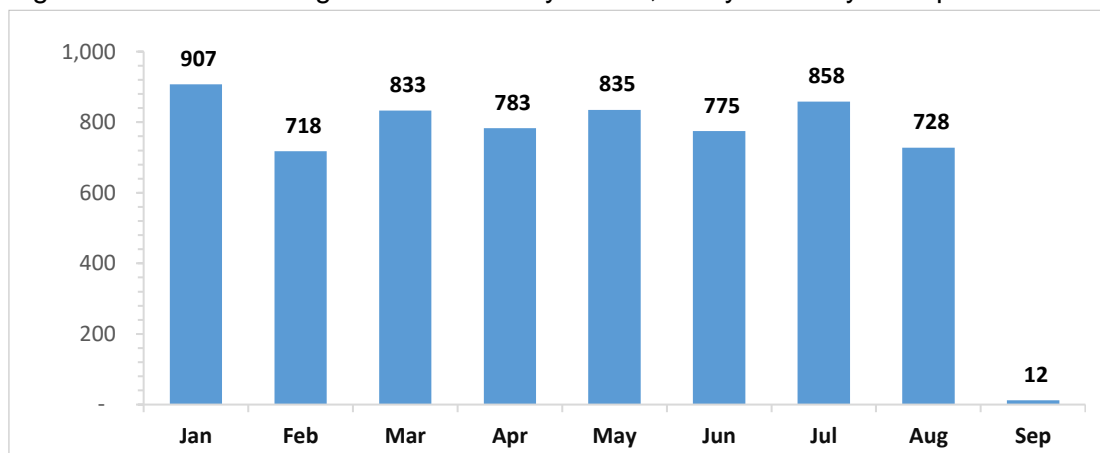
Source: Philippine Statistics Authority, Provisional as of 30 November 2023

Around five deaths per thousand population

Albay registered a total of 6,449 deaths in January to September 2023 lower than the same period in 2022 with 7,339 registered deaths. January recoded the highest with 907 registered deaths followed by July with 858 registered deaths while in September, 12 deaths were registered.¹

This results to a crude death rate of 4.5 or around 5 deaths per thousand population.

Figure 4: Number of Registered Deaths by Month, Albay: January to September 2023

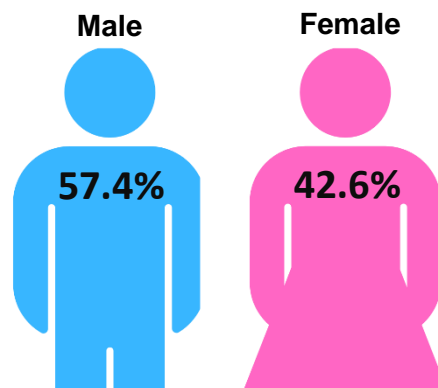


Source: Philippine Statistics Authority, Provisional as of 30 November 2023

More male deaths than females

Out of 6,449 registered deaths in January to September 2023, more male deaths were recorded with 57.4 percent (3,704) and 42.6 percent (2,745) were females resulting to a sex ratio of 135 males per 100 females.

Figure 5: Percent Share of Registered Marriage by Sex, Albay: January to September 2023



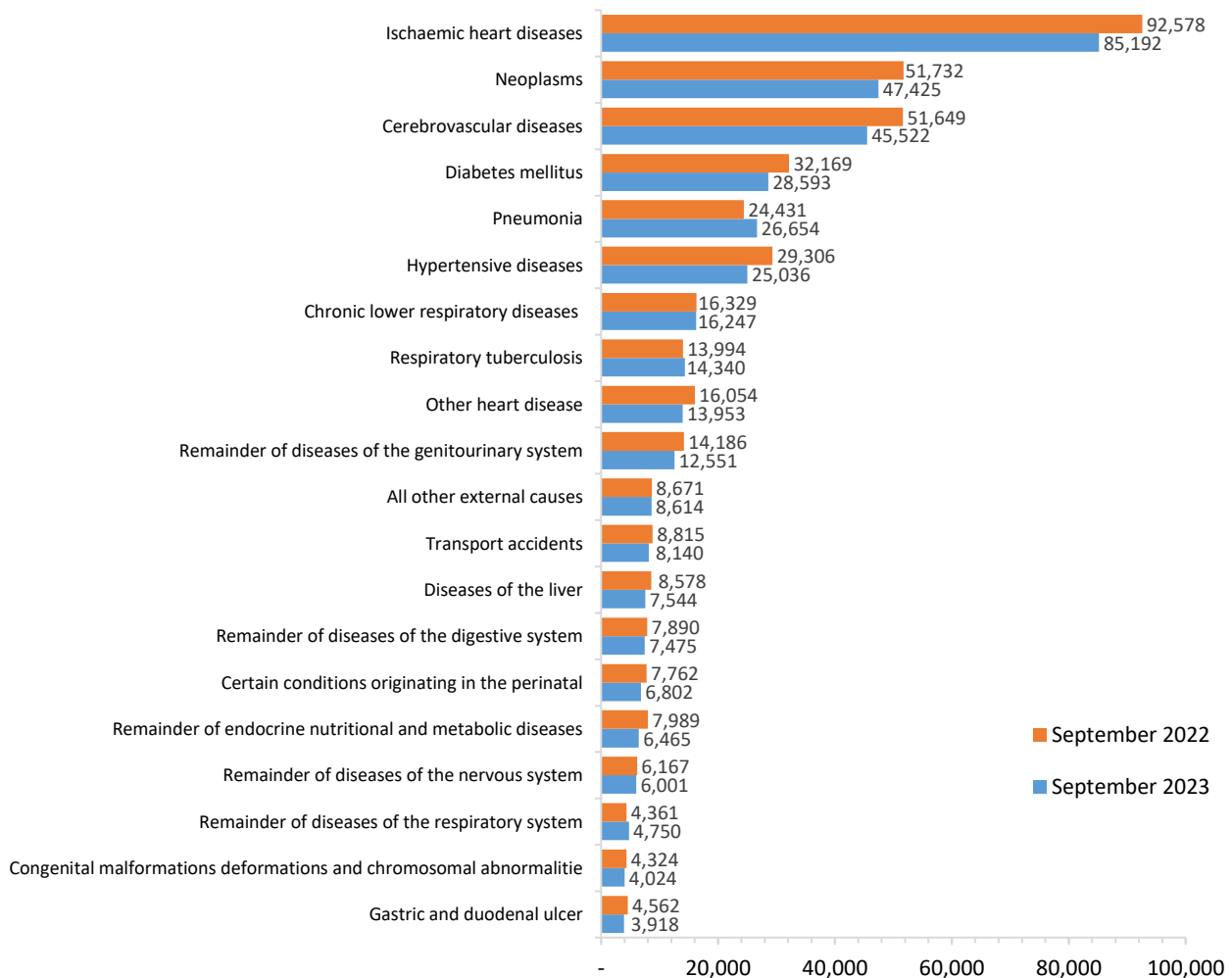
Source: Philippine Statistics Authority, Provisional as of 30 November 2023

¹Population estimate used was taken from the updated population projections based on the 2015 Census of Population available at www.psa.gov.ph/statistics/census/projected-population

Ischemic heart diseases lead the causes of death in the Philippines

In the Philippines, the top three (3) causes of death from January to September 2023 were ischemic heart diseases, neoplasms and cerebrovascular diseases. These were also the leading causes of death in the same period in 2022. Ischemic heart diseases were the leading causes of death with 19.1 percent share (95,192) followed by neoplasms with 10.5 percent share (47,425) and third is the cerebrovascular diseases with 10.2 percent share (45,522). Also, deaths due to diabetes mellitus had a share of 6.3 percent (28,036) and pneumonia with 5.9 percent share (23,755).

Figure 6: All Causes of Mortality (Top 20), Philippines: January to September 2023



Source: Philippine Statistics Authority, Provisional as of 30 November 2023

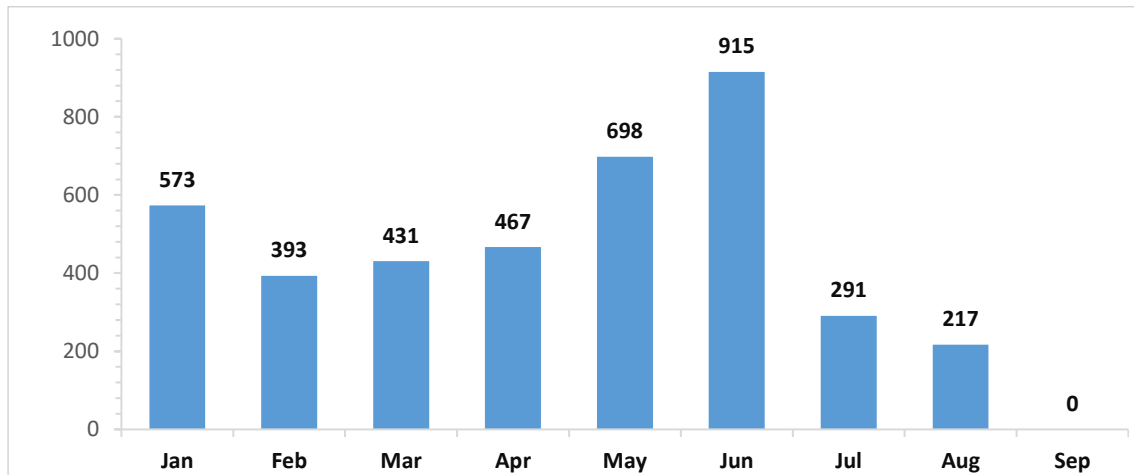


Most number of marriages registered in June

With 3,985 marriages registered in Albay from January to September 2023, the month of June has accounted the highest number with 915 registered marriages. It was followed by May with 698 registered marriages and January with 698 registered marriages. In contrast, no marriage was recorded in September.

In January to September 2023, Albay registered a crude marriage rate of 2.8 or about 3 marriages per thousand population.¹

Figure 6: Number of Registered Marriage by Month, Albay: January to September 2023



Source: Philippine Statistics Authority, Provisional as of 30 November 2023

¹Population estimate used was taken from the updated population projections based on the 2015 Census of Population available at www.psa.gov.ph/statistics/census/projected-population

CECIL G. BRONDIAL
Chief Statistical Specialist