



SPECIAL RELEASE

VITAL EVENTS IN BICOL REGION, JANUARY TO DECEMBER 2023 (Preliminary as of 31 July 2024)

Date of Release: 01 October 2024

Reference No. 2024 - 028

EXPLANATORY NOTES

Data on births, marriages and deaths presented in this release were obtained from the Certificates of Live Birth (Municipal Form No. 102), Certificates of Marriage (Municipal Form No. 97) and the Certificates of Death (Municipal Form No. 103) that were registered at the Office of the City/Municipal Civil Registrars in Bicol Region and forwarded to the Philippine Statistics Authority. Information presented include registered births, deaths and marriages which occurred from January to December 2023 (Preliminary as of 31 July 2024). Thus, the preliminary figures presented may differ from the final count.



Birth

Fifteen births per thousand population

In January to December 2023, a total of 96,386 live births were registered in Bicol Region. This figure is about 6.8% share to the total registered live births (1,422,161) in the country. For this period, Bicol Region registered a crude birth rate¹ (CBR) of 15.3 or 15 births per thousand population.

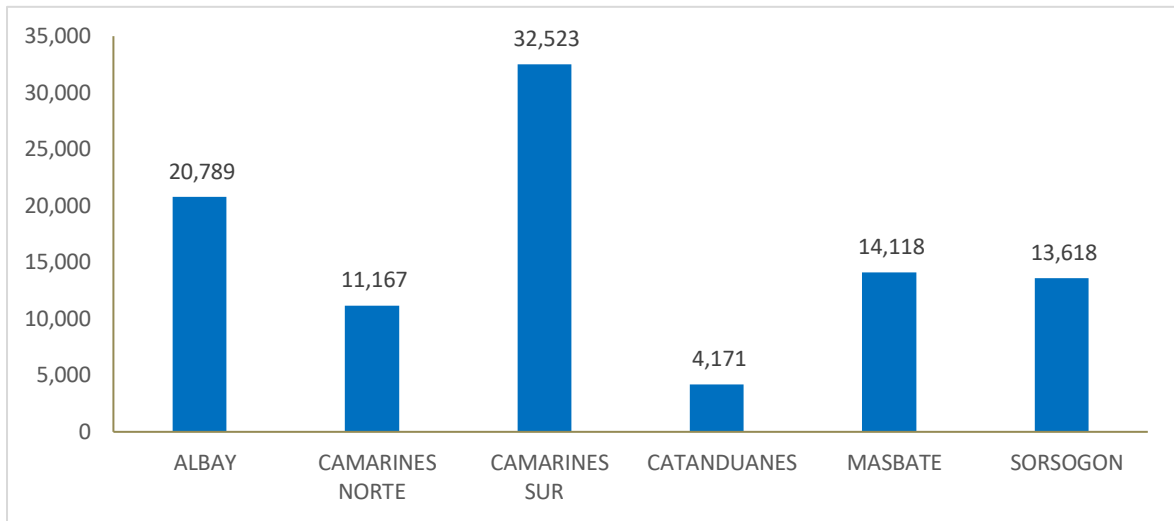
The number of registered live births slightly decreased to 0.2% or a difference of 576 live births from 96,962 registered births in the same period of 2022.

Figure 1 shows the number of registered live births in Bicol Region in January to December 2023. Camarines Sur had the most number of registered births among provinces with 32,523 (33.7%) registered births. It was followed by Albay with 20,789 (21.6%) registered births, the province of Masbate with 14,118 (14.6%) registered births, Sorsogon with 13,618 (14.1%) registered births, and Camarines Norte with 11,167 (11.6%) registered births. Catanduanes had the least number of registered births with 4,171 or about 4.3% share to the total registered births in Bicol Region.

¹ The population estimate used was taken from the updated population projections based on the 2015 Census of Population available at www.psa.gov.ph/statistics/census/projected-population



Figure 1. Number of Registered Live Births, Bicol Region: January to December 2023



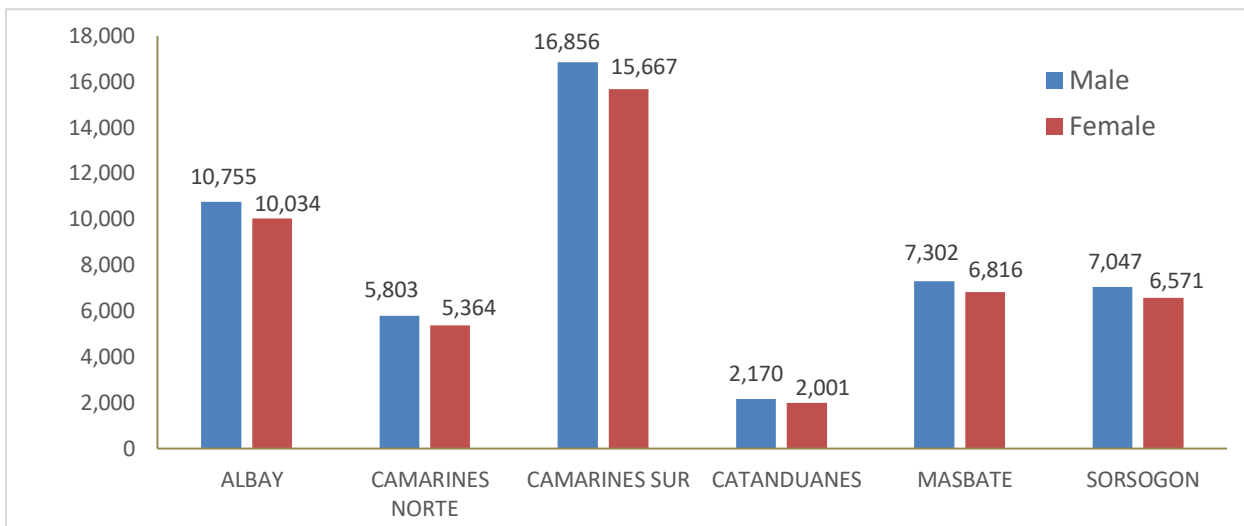
Source: Philippine Statistics Authority, Civil Registration Service, Vital Statistics Division (Released 26 September 2024)
 Note: Figures are not adjusted for under registration, Preliminary as of 31 July 2024

More males born than females

In January to December 2023 all provinces in Bicol Region had more males (49,933 or 51.8%) born than females (46,453 or 48.2%) which resulted in a sex ratio of 108 males per 100 females.


On the average, there were about 264 babies born daily or about 11 babies born per hour in Bicol Region.

Figure 2. Number of Registered Live Births by Sex, Bicol Region: January to December 2023



Source: Philippine Statistics Authority, Civil Registration Service, Vital Statistics Division (Released 26 September 2024)
 Note: Figures are not adjusted for under registration, Preliminary as of 31 July 2024

Figure 3. Sex Ratio, Bicol Region: January to December 2023



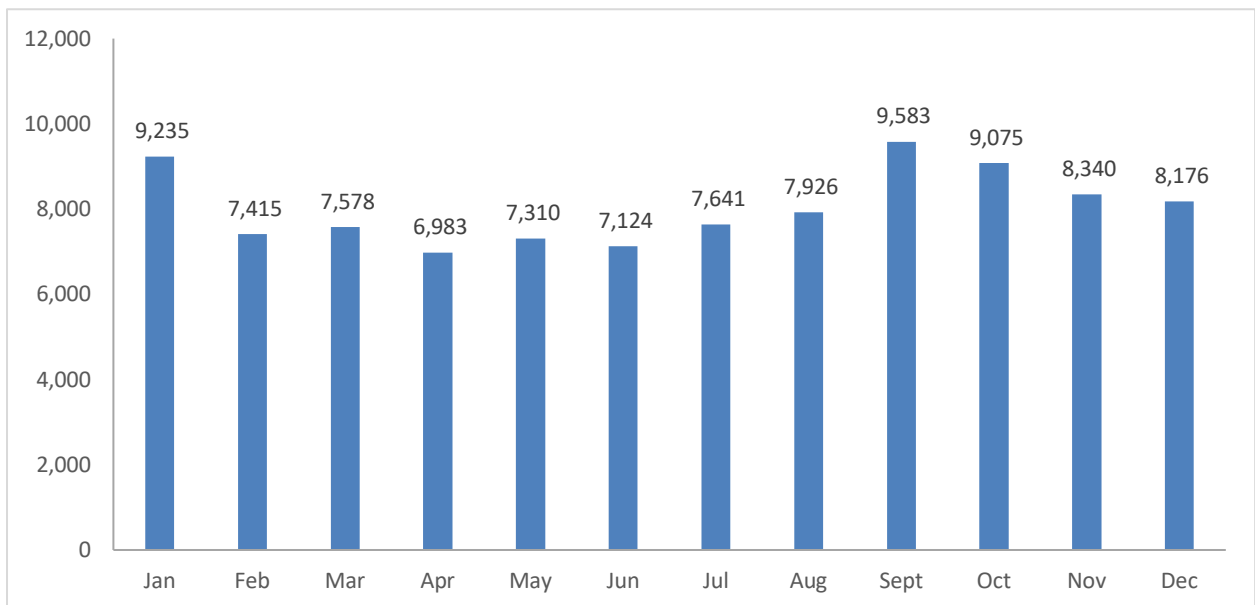
Source: Philippine Statistics Authority, Civil Registration Service, Vital Statistics Division (Released 26 September 2024)

Note: Figures are not adjusted for under registration, Preliminary as of 31 July 2024

Most births occur in September

In January to December 2023, most births in Bicol Region occurred in September with 9,583 (9.9%). It was followed by the months of January with 9,235 (9.6%), October with 9,075 (9.4%), and November with 8,340 (8.7%) registered births, respectively. The month of April had the least number of registered births with 6,983 (7.2%).

Figure 9. Number of Live Births by Month, Bicol Region: January to December, 2023



Source: Philippine Statistics Authority, Civil Registration Service, Vital Statistics Division (Released 26 September 2024)

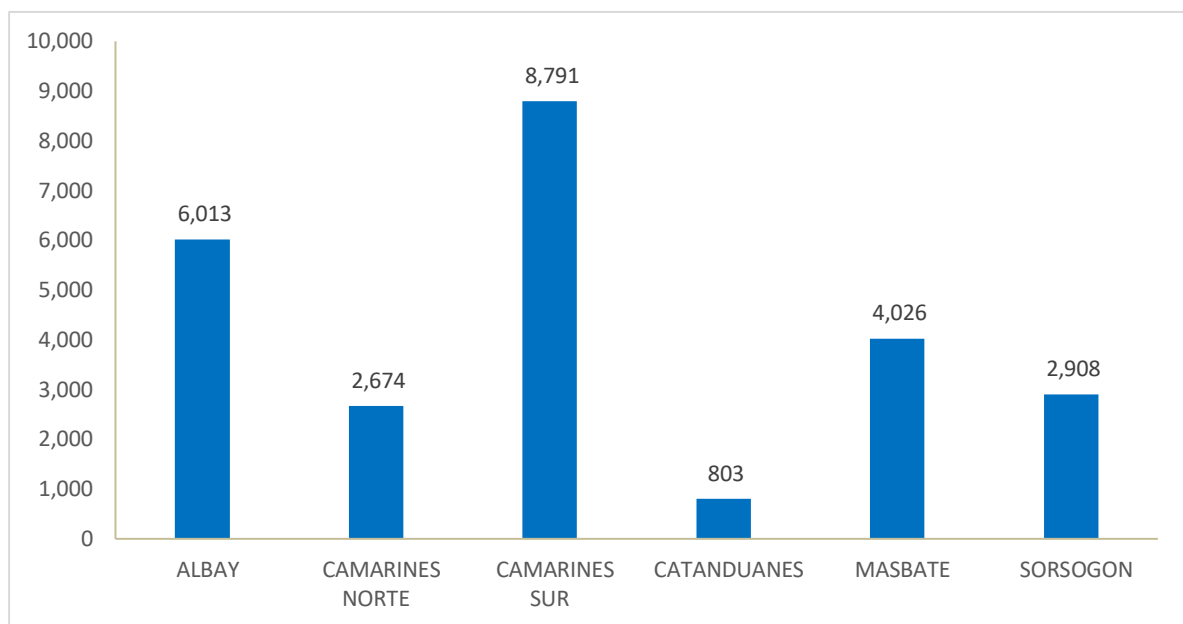
Note: Figures are not adjusted for under registration, Preliminary as of 31 July 2024



Registered marriages decreased to 11.8 percent

In January to December 2023, a total of 25,215 marriages were registered in Bicol Region. This figure decreased to 11.8% or a difference of 3,380 marriages compared with 28,595 marriages in 2022. The total registered marriages in January to December 2023 is equivalent to a crude marriage rate¹ (CMR) of 4.0 or 4 marriages per thousand population.

Figure 4. Number of Marriages, Bicol Region: January to December 2023



Source: Philippine Statistics Authority, Civil Registration Service, Vital Statistics Division (Released 26 September 2024)
Note: Figures are not adjusted for under registration, Preliminary as of 31 July 2024

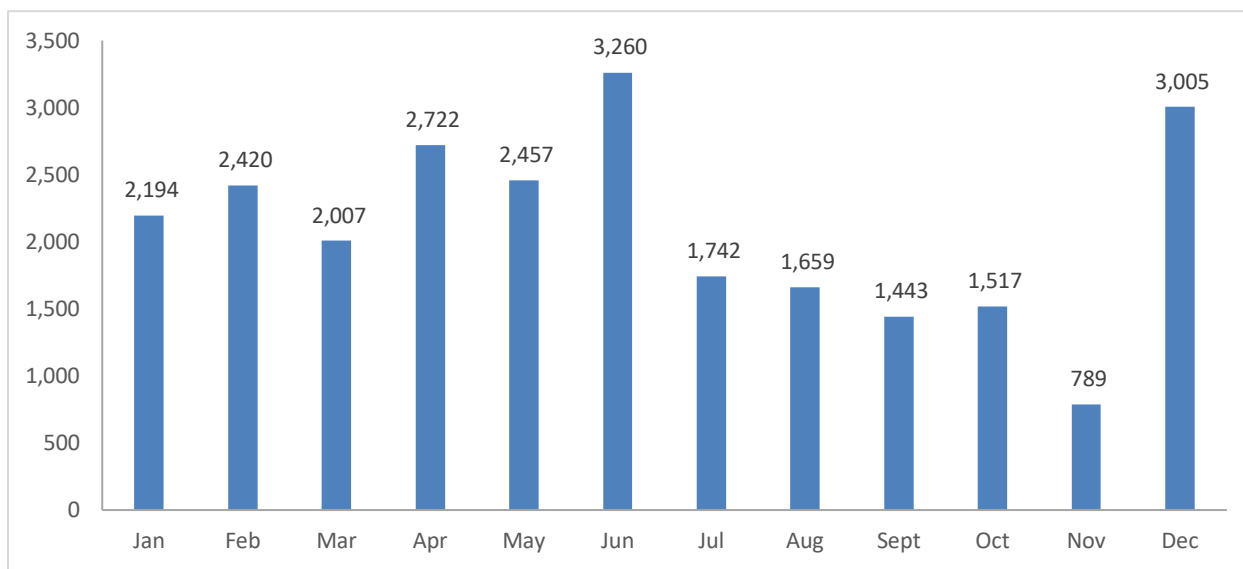
Among provinces, Camarines Sur had the most number of marriage registration in January to December 2023 with 8,791 (34.9%) registered marriages. It was followed by Albay with 6,013 (23.8%) registered marriages, the province of Masbate with 4,026 (16.0%) registered marriages, the province of Sorsogon with 2,908 (11.5%), and the province of Camarines Norte with 2,674 (10.6%). Catanduanes had the least number of registered marriages with 803 or 3.2% share to the total registered marriages in Bicol Region.

¹ The population estimate used was taken from the updated population projections based on the 2015 Census of Population available at www.psa.gov.ph/statistics/census/projected-population

Most number of couples married in June

In January to December 2023, the month June recorded the most number of registered marriages with 3,260 or 12.9% share to the total marriages in Bicol Region. The month of December ranked second with 3,005 (11.9%), followed by the month of April with 2,722 (10.8%). On the other hand, the month of November had the least number of registered marriages with 789 (3.1%).

Figure 5. Number of Marriages by Month, Bicol Region: January to December 2023



Source: Philippine Statistics Authority, Civil Registration Service, Vital Statistics Division (Released 26 September 2024)

Note: Figures are not adjusted for under registration, Preliminary as of 31 July 2024



Around seven deaths per thousand population

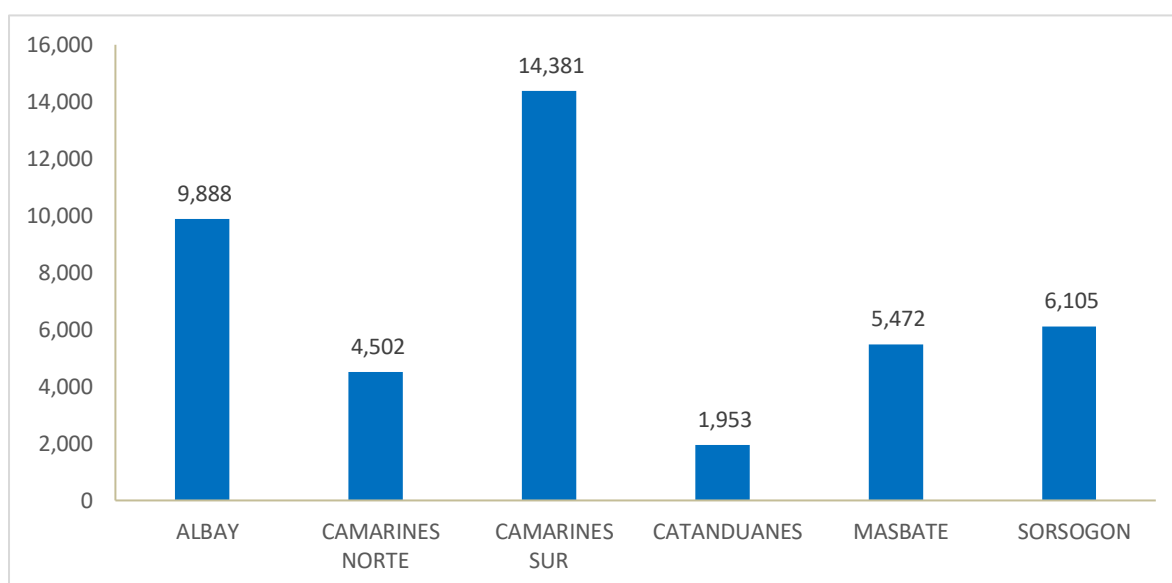
Reported deaths in January to December 2023 reached 42,301, a decline of 1.8% from 41,573 registered deaths in the same period in 2022. This is equivalent to a crude death rate¹ (CDR) of 6.7 or about 7 deaths per thousand population. In January to December 2023, an average of 116 deaths daily or 5 deaths per hour in Bicol Region.

¹ The population estimate used was taken from the updated population projections based on the 2015 Census of Population available at www.psa.gov.ph/statistics/census/projected-population

Most number of deaths reported in Camarines Sur

The most number of registered deaths occurred in Camarines Sur with 14,381 (34.0%), followed by Albay with 9,888 (23.4%), Sorsogon with 6,105 (14.4%), Masbate with 5,472 (12.9%), Camarines Norte with 4,502 (10.6%), and Catanduanes with 1,953 (4.6%). The combined registered deaths of these six (6) provinces accounted to 6.2% share to the total registered deaths in the country with 682,531.

Figure 6. Number of Deaths, Bicol Region: January to December 2023



Source: Philippine Statistics Authority, Civil Registration Service, Vital Statistics Division (Released 26 September 2024)

Note: Figures are not adjusted for under registration, Preliminary as of 31 July 2024

More male deaths than female in January to December 2023

The most number of deaths in Bicol Region occurred among males with 24,145 or 57.1% registered deaths, females, on the other hand shared 42.9% or 18,156 deaths in the region which resulted in a sex ratio of 133 males per 100 females, which is indicative of higher survival rate of females than males. (Table 1)

Table 1. Number and Percent Distribution of Deaths by Sex, Bicol Region: January to July 2022

Geographic Area	Both Sexes	Male		Female		Sex Ratio
		Number	%	Number	%	
Region V - Bicol	42,301	24,145	57.1	18,156	42.9	133

Source: Philippine Statistics Authority, Civil Registration Service, Vital Statistics Division (Released 26 September 2024)

Note: Figures are not adjusted for under registration, Preliminary as of 31 July 2024

DEFINITION OF TERMS AND CONCEPTS

Live Birth is a complete expulsion or extraction from its mother of a product of conception, irrespective of the duration of the pregnancy, which after such separation, breathes or shows any other evidence of life, such as beating of the heart, pulsation of the umbilical cord, or definite movement of voluntary muscles, whether or not the umbilical cord has been cut or the placenta is attached; each product of such a birth is considered liveborn.

Crude Birth Rate (CBR) refers to the number of live births per 1,000 mid-year population.

Sex Ratio – the number to the males per 100 females in a population.

Marriage is a special contract of permanent union between a man and a woman entered into in accordance with law for the establishment of conjugal and family life.

Crude Marriage Rate (CMR) is a gross measure of the level of the relative frequency of marriages in an area for a given year. It expresses additions, by the formal means of legal marriage, being made to the married segment of the total population. This refers to the number of marriages per 1,000 mid-year population.

Death refers to the permanent disappearance of all evidence of life at any time after live birth has taken place (postnatal cessation of vital function without capability of resuscitation).

Crude Death Rate (CDR) refers to the number of deaths per 1,000 mid-year population.

Noted by:



CYNTHIA L. PERDIZ, CESO V
Regional Director


SOCD/RFM/NQLT