

SPECIAL RELEASE

REGISTERED MARRIAGES IN BICOL REGION, 2022

Date of Release: 30 August 2024

Reference No. 2024-017

EXPLANATORY NOTES

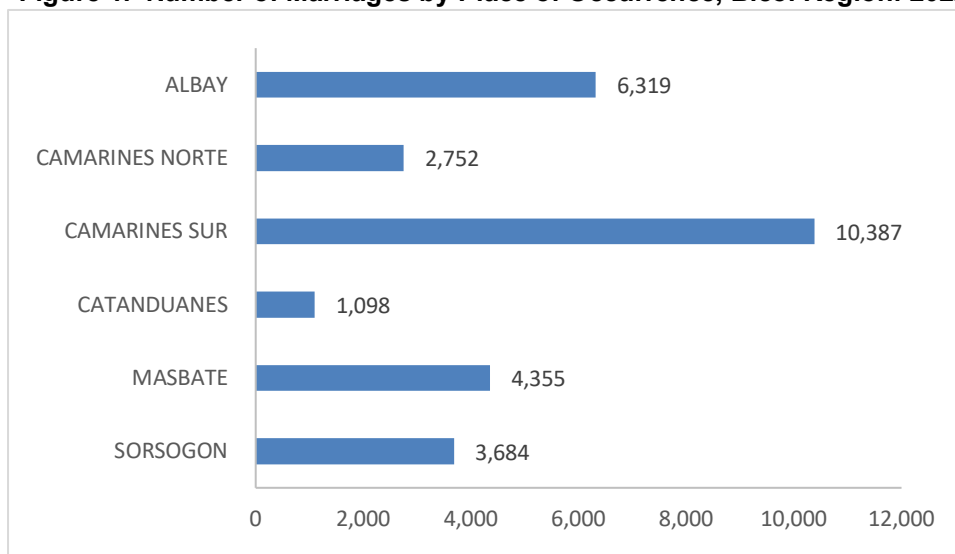
Data on marriages presented here were obtained from the Certificates of Marriage (Municipal Form No. 97) that were registered at the Office of the City/Municipal Civil in Bicol Region and forwarded to the Philippine Statistics Authority. Information presented includes registered marriages which occurred from January to December 2022 and received at the Office of the Civil Registrar General. Figures presented are not adjusted for under registration.



Registered marriages increased to 19.3 percent

In 2022, a total of 28,595 marriages by place of occurrence was registered in Bicol Region. This figure is higher by 4,631 or 19.3% than in 2021 with 23,964 marriages. The total registered marriages in 2022 is equivalent to a crude marriage rate¹ (CMR) of 4.6 or 5 marriages per thousand population.

Figure 1. Number of Marriages by Place of Occurrence, Bicol Region: 2022



Source: Philippine Statistics Authority, Civil Registration Service, Vital Statistics Division

Note: Figures are not adjusted for under registration

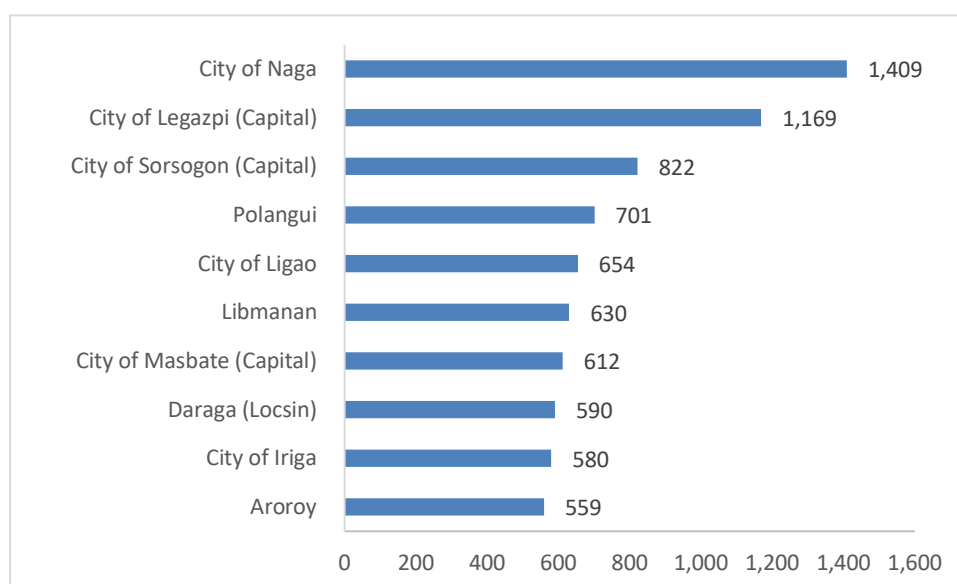
¹ The population estimate used was taken from the updated population projections based on the 2015 Census of Population available at www.psa.gov.ph/statistics/census/projected-population

Camarines Sur had the most number of marriage registration among provinces in 2022 with 10,387 or 36.3% registered marriages. It was followed by Albay with 6,319 (22.1%) registered marriages, Masbate with 4,355 (15.2%) registered marriages, Sorsogon with 3,684(12.9%) and the province of Camarines Norte with 2,752(9.6%). Catanduanes had the least number of registered marriages with 1,098 or 3.8% share to the total registered marriages in Bicol Region. (Figure 1)

Top 10 cities/municipalities with the most number of marriage registration

In 2022, Naga City had the most number of registered marriages in Bicol Region with about 4.9 % or 1,409. It was followed by Legaspi City with 1,169 (4.1%), Sorsogon City with 822 (2.9%), Polangui, Albay with 701 (2.5%), Ligao City with 654 (2.3%), Libmanan, Camarines Sur with 630 (2.2%), Masbate City with 612 (2.1%), Daraga, Albay with 590 (2.1%), Iriga City with 580 (2.0%) and Aroroy, Masbate with 559 (2.0%) marriages.

Figure 2. Most Number of Marriages by Place of Occurrence (City/Municipality), Bicol Region: 2022



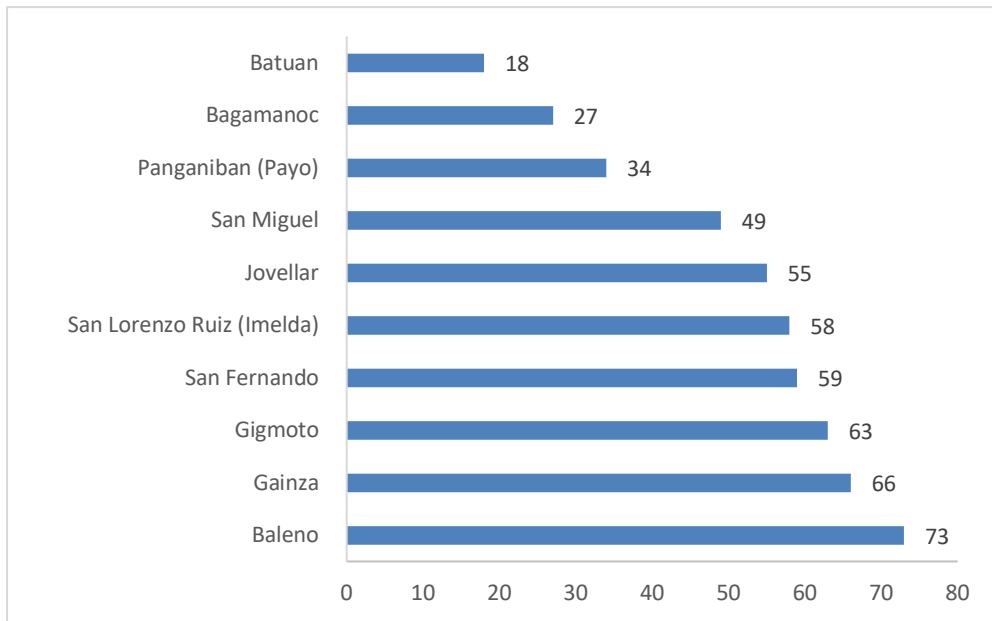
Source: Philippine Statistics Authority, Civil Registration Service, Vital Statistics Division

Note: Figures are not adjusted for under registration

Top 10 municipalities with the least number of marriage registration

Batuan, Masbate, had the least number of registered marriages in Bicol Region with 18 marriages in 2022. (Figure 3)

Figure 3. Least Number of Marriages by Place of Occurrence (Municipality), Bicol Region: 2022

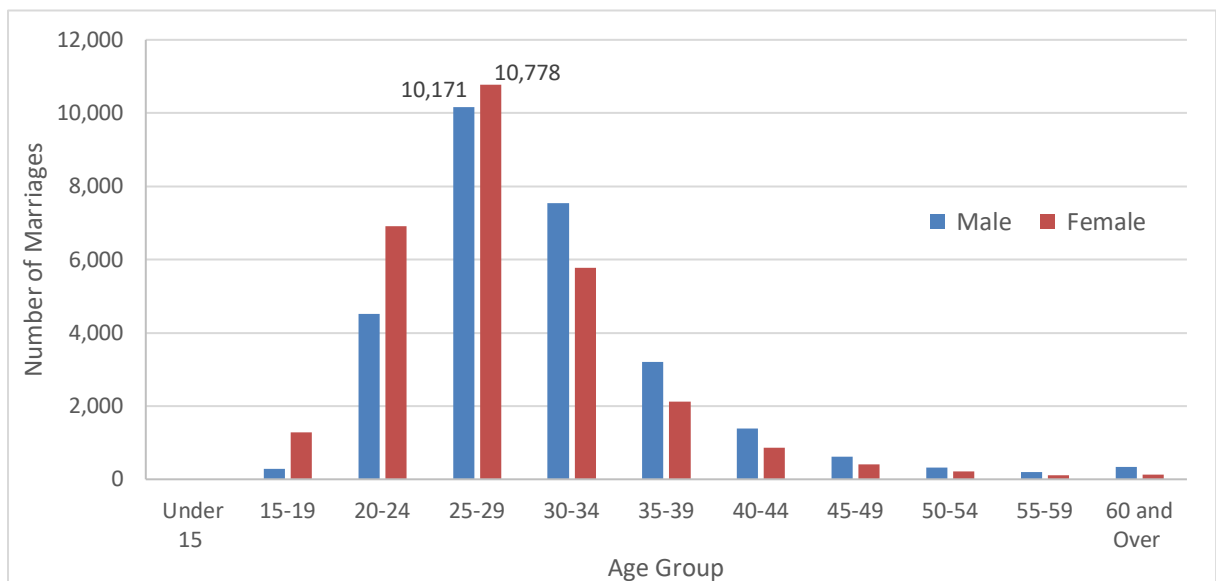


Source: Philippine Statistics Authority, Civil Registration Service, Vital Statistics Division
 Note: Figures are not adjusted for under registration

Most brides and grooms married between ages 25-29 years old

In 2022, about one-third of the brides (10,778 or 37.7%) and grooms (10,171 or 35.6%) tied the knot between ages 25-29 in Bicol Region. Noticeably, marriages after these age groups tends to slow down as the age group progressed. It was also observed there are about 5 teenage brides (1,273) for every one teenage groom (284) for marriages involving teenagers.

Figure 4. Number of Marriages by Age Group of Bride and Groom, Bicol Region: 2022



Source: Philippine Statistics Authority, Civil Registration Service, Vital Statistics Division
 Note: Figures are not adjusted for under registration

Late registered marriages logged at three percent

In 2022, the recorded timely registered marriages were at 97.2% or 27,789. On the other hand, about 2.8% or 806 marriages were late registered or recorded in appropriate register after the prescribed period for registration from the occurrence of the event.


Figure 5. Number of Registered Marriages by Registration Status and Place of Occurrence, Bicol Region: 2022

Place of Occurrence	Total	Registration Status	
		Timely	Late
Total	449,428	428,406	21,022
REGION V (BICOL REGION)	28,595	27,789	806
ALBAY	6,319	6,206	113
CAMARINES NORTE	2,752	2,667	85
CAMARINES SUR	10,387	10,012	375
CATANDUANES	1,098	1,076	22
MASBATE	4,355	4,205	150
SORSOGON	3,684	3,623	61

Source: Philippine Statistics Authority, Civil Registration Service, Vital Statistics Division
Note: Figures are not adjusted for under registration

Most number of couples married in December

Three out of five of marriages (63.9 %) in 2022 were recorded in the months of December (13.5%), April (13.0%), and June (10.9%), respectively. Each month had more than 10.0% share to the total marriages registered in Bicol Region. The month of November was the least liked month for marriage, recording the lowest at 3.7% or 1,069 marriages.




Source: Philippine Statistics Authority, Civil Registration Service, Vital Statistics Division
Note: Figures are not adjusted for under registration

DEFINITION OF TERMS AND CONCEPTS

Marriage is a special contract of permanent union between a man and a woman entered into in accordance with law for the establishment of conjugal and family life.

Crude Marriage Rate (CMR) is a gross measure of the level of the relative frequency of marriages in an area for a given year. It expresses additions, by the formal means of legal marriage, being made to the married segment of the total population. This refers to the number of marriages per 1,000 mid-year population.

Noted by:



CYNTHIA L. PERDIZ, CESO V
Regional Director

S OCD/RFM/ndlt